

ILLINOIS  
CRIMINAL JUSTICE  
INFORMATION  
AUTHORITY



120 South Riverside Plaza  
Chicago, Illinois 60606-3997  
Phone: (312) 793-8550  
Fax: (312) 793-8422  
TDD: (312) 793-4170  
<http://www.icjia.state.il.us>

Budget Committee

---

Eugene E. Murphy, Jr.  
*Chair*

Hon. Richard A. Devine  
*Vice Chair*

David P. Bradford

Barbara L. Engel

Hon. Maureen Josh

Thomas J. Jurkanin

Hon. Lisa Madigan

Larry G. Trent

---

Illinois Criminal Justice  
Information Authority

Sheldon Sorosky  
*Chair*

Hon. Richard A. Devine  
*Vice Chair*

Lori G. Levin  
*Executive Director*

Meeting Notice

*Budget Committee*

Tuesday, February 24, 2004 – 1 p.m.  
Illinois Criminal Justice Information Authority  
120 South Riverside Plaza  
Chicago, IL 60606

Agenda

- > Call to Order and Roll Call
- 1. Approval of the Minutes of the November 12, 2003 Budget Committee meeting
- 2. Approval of the Anti-Drug Abuse Act Plan Adjustments
  - FFY97 Plan Adjustment #18
  - FFY98 Plan Adjustment #13
  - FFY99 Plan Adjustment #12
  - FFY00 Plan Adjustment #12
  - FFY01 Plan Adjustment #9
- 3. Approval of the Juvenile Accountability Incentive Block Grants Plan Adjustments
  - FFY01 Plan Adjustment #4
  - FFY02 Plan Adjustment #1
  - FFY03 Plan Introduction
- 4. Approval of the Violence Against Women Act Plan Adjustments
  - FFY99 Plan Adjustment #11
  - FFY00 Plan Adjustment #6
  - FFY01 Plan Adjustment #3
  - FFY02 Plan Adjustment #1
- 5. Approval of the Victims of Crime Act Plan Adjustments
  - FFY00 Plan Adjustment #6
  - FFY01 Plan Adjustment #6
  - FFY02 Plan Adjustment #6
  - FFY03 Plan Adjustment #1
- 6. Project Status Reports and Project Profiles
  - A. Multi-County Narcotics Enforcement Group
  - B. Southern Illinois Enforcement Group
- > Old Business
- > New Business
- > Adjourn

This meeting will be accessible to persons with disabilities in compliance with Executive Order #5 and pertinent State and Federal laws upon anticipated attendance. Persons with disabilities planning to attend and needing special accommodations should contact by telephone or letter Mr. Hank Anthony, Associate Director, Office of Administrative Services, Illinois Criminal Justice Information Authority, 120 South Riverside Plaza, Chicago, Illinois 60606-3997 (telephone 312/793-8550). TDD services are available at 312-793-4170.



**ILLINOIS  
CRIMINAL JUSTICE  
INFORMATION AUTHORITY**

---

120 South Riverside Plaza • Suite 1016 • Chicago, Illinois 60606 • (312) 793-8550

**MINUTES**

**Illinois Criminal Justice Information Authority  
Budget Committee Meeting  
Wednesday, November 12, 2003  
10 a.m.**

Illinois Criminal Justice Information Authority  
120 South Riverside Plaza  
Chicago, Illinois

**Call to Order and Roll Call**

The Budget Committee of the Illinois Criminal Justice Information Authority met on November 12, 2003, at the Authority offices, 120 South Riverside Plaza, Chicago, Illinois. Authority Budget Committee Chairman Eugene E. Murphy, Jr. called the meeting to order at 10 a.m. Other Authority members, Budget Committee members, and designees in attendance were Authority Chair Sheldon Sorosky, Chief David P. Bradford, Sheriff Timothy Bukowski, John Morales representing Clerk Brown, Bridget Healy Ryan representing State's Attorney Devine, Barbara Engel, Director Norbert Goetten, Tony Small (via telephone) representing Director Walker, Clerk Maureen Josh, Ellen Mandeltort representing Attorney General Madigan, Thomas Dart representing Sheriff Sheahan, Deputy Director Ken Bouche representing Director Trent, and State's Attorney Michael Waller. Also in attendance were Executive Director Lori G. Levin, Mary L. Milano, Laura Egger, Jennifer Vesely, and other Authority staff members.

**Approval of the Minutes of the July 30, 2003 Meeting**

Ms. Engel noted an error in the third paragraph of page four of the minutes. The following is that entire paragraph with the revised text *italicized*:

Regarding the community-based transitional services for female offenders program, Ms. Engel commented that *Authority staff should reach out to two individuals who have much to offer to the development of the program, Dr. Beth Richie and Dr. Carole Warshaw, for consultation. Dr. Richie is the chairperson of the University of Illinois at Chicago's African American Studies program and she has published a book on female offenders and trauma. Dr. Warshaw is an experienced trauma MD.*

Director Goetten made a motion to approve the minutes of the July 30, 2003 Budget Committee meeting. The motion was seconded by Mr. Bukowski and passed by unanimous voice vote.

## **Approval of the FFY01 Anti-Drug Abuse Act (ADAA) Plan Adjustments**

(Ms. Josh joined the meeting at this time – 10:05 a.m.)

Ms. Egger, referring to the memo under Tab 2 dated October 29, 2003, explained the proposed designations and designation reductions for ADAA FFY01.

### Designation Reductions

Ms. Egger explained that ADAA FFY01 funds will expire September 30, 2004, for non-Criminal History Record Improvement (CHRI) programs. Staff has been working to develop jail-based mental health programs with ADAA FFY01 funds previously set-aside by the Budget Committee for this purpose. With less than twelve months remaining for the use of these funds, staff recommends that these funds be reprogrammed. Staff recommended that ADAA FFY03 funds be used to initiate jail-based mental health programs.

### Designations

Ms. Egger explained that the Budget Committee has set aside ADAA FFY01 funds for the expansion of the multi-jurisdictional narcotics enforcement units. A portion of those funds remains undesignated. Staff recommended a designation to the Zone 3/LaSalle Task Force, which will cover program expenses for a 10-month period.

Based on a key recommendation of the Criminal Justice Plan, the Authority earmarked ADAA FFY01 funds to initiate innovative probation programs. A request for proposals was issued in May 2003. A review panel of experts in the field of probation evaluated 14 proposals. Six proposals were recommended for funding. Staff recommended funding of the six proposals as detailed in the table on page 3 of the memo.

The Chicago Project for Violence Prevention is a citywide and regional public health effort to support an accelerated community-based citywide violence prevention strategy. CeaseFire is the component of the Chicago Project that is directed specifically at stopping gun violence in Chicago and Cook County and is modeled after the Boston Initiative. The Chicago Project seeks ADAA funding to provide continuing support for strengthening and enhancing the ongoing implementation of the CeaseFire strategy to five neighborhoods in Chicago and to provide CeaseFire planning resources to additional Chicago and Cook County neighborhoods. A draft proposal for this project, which is an initiative supported by Governor Blagojevich, was attached at the end of the memo. Staff recommended an ADAA FFY01 designation for the CeaseFire initiative intended to support the project for about 10 months. Additional funding is recommended in the ADAA FFY03 memo.

Ms. Egger introduced Dr. Gary Slutkin from the Chicago Project to answer Authority members' questions.

Responding to a question by Ms. Josh, Director Levin explained a directive from the Governor's office requesting that the Authority support CeaseFire. The funds for the CeaseFire project waived by the Cook County State's Attorney's Office (CCSAO) were local funds. These funds will be combined with other resources not administered by the Authority to expand this effort throughout the state. There was a question as to whether this designation was subject to Illinois Violence Prevention Authority (IVPA) board approval. If the Budget Committee determines that the CeaseFire funds should go through the IVPA and not the Department of Human Services (DHS), then both the IVPA and CeaseFire are prepared to act accordingly. Director Levin added that the CeaseFire funds were originally earmarked for the Innovative Jail-based Initiatives / Jail-based Mental Health Services program. She said that, in discussions with other Authority staff members, difficulties were encountered in getting that project started. Ms. Egger added that the Authority is using newer funds for that project.

Ms. Egger reiterated that since the funds are for the local level, a local agency must either accept or waive the funds.

(Mr. Dart and Authority Chair Sorosky arrived at this time – 10:12 a.m.)

Dr. Slutkin expressed gratitude to the Authority and to Director Levin on behalf of the Chicago Project for working toward starting the CeaseFire project. He described CeaseFire as a collaborative project involving law enforcement, prosecution, probation, and corrections. The project also hires outreach workers, trains clergy, and works with local residents. CeaseFire has worked well in the first five neighborhoods in which it has been implemented, generating a 45 percent reduction in gun violence on average. He said that although law enforcement is necessary to establish the boundaries of the law and punish those who cross over those boundaries, the goal of the project is to keep would-be criminals from crossing the boundaries to begin with. He stated that as many as 200 shootings may have been prevented over the last two or three years. The governor's office is interested in implementing this program in other places in addition to Chicago.

Director Levin clarified that staff recommended designating \$500,000 in ADAA FFY01 funds and \$600,000 in ADAA FFY03 funds.

Mr. Dart requested that he receive a copy of the overall current budget for the CeaseFire program from Dr. Slutkin. Mr. Dart said that he is familiar with the CeaseFire program and that he is very supportive of it, but given the program's ability to achieve what it has in the past with limited financial resources, he wanted a clearer understanding how the

\$1.1 million would be spent. He also requested information on employees' activities and assignments. He added that the program has produced some very positive statistics. Ms. Engel voiced concern that since job training and the cultivation of jobs and opportunities for young people are critical for success in getting kids off the streets, it is also critical that there are resources available in crime ridden, depleted communities; that there is a capacity for a work force to receive young people once job training is completed.

Dr. Slutkin explained that the Chicago Project acts as a link to available services. He added that about 6,000 clients have been served so far and about 1,000 of those received exceptionally intense levels of attention. Hundreds of clients have been placed in jobs, have gone back to school, or have actually gone to school for the first time. However, resources have been depleted and it is a tremendous uphill struggle to achieve even modest success. He added that, given the number of disconnected / disaffected youths and the resources available, new strategies have been discussed. Ms. Engel stressed that it is important to get local business involved so that real opportunities exist for youths once they have completed the program. Dr. Slutkin said that the program has a core budget of between \$1 million and \$1.3 million, which is split fairly evenly into thirds covering administrative costs, research, and community support. All other funds go directly to community support. He estimated that \$15 to \$20 million would be needed to produce a very substantial reduction in violence (30 percent reduction in shootings) throughout Illinois.

Ms. Engel proposed an amendment to the motion to approve the plan adjustments; that the CeaseFire funds be designated to the IVPA, not the DHS. Mr. Morales made a motion to approve the plan adjustments, including the amendment. Mr. Waller seconded the motion, which was approved by unanimous vote.

### **Approval of the FFY03 Anti-Drug Abuse Act (ADAA) Plan Adjustments**

Ms. Egger, referring to the memo under Tab 3 dated October 29, 2003, explained the proposed designations for ADAA FFY03.

Illinois' FFY03 ADAA award totaled \$19.2 million. As in past years, 6.5 percent of this award (\$1,248,647) has been reserved for administration as allowed under the federal guidelines. An additional 5 percent of the award (\$960,498) must be reserved, per federal guidelines, for criminal history record improvement (CHRI) projects. A total of just over \$17 million is available for other projects, including the following recommendations:

- Staff recommends continuation funding for all currently funded projects that have not reached their 48-month funding limit or that are exempt from the 48-month funding

limit. Staff also recommends more than 12 months of funding to certain projects in order to complete these projects' 48-months of funding.

- The Cook County State's Attorney's Office recently submitted documentation that supports its Complex Drug Prosecutions project as a multi-jurisdictional effort. Staff recommends a designation of \$1,275,140, thereby funding the project at the same level as it has been funded in the past.
- Staff recommends a designation of \$600,000 for the CeaseFire initiative, intended to support the project for approximately 14 months.

\$666,270 in FFY03 ADAA funds remains available for additional new initiatives.

Ms. Egger, responding to a question from Mr. Bouche regarding CHRI funds, said that the Authority has been working with the Illinois State Police (ISP) to work out issues with Livescan vendors. Some Livescan machines have been put in use with the help of National Criminal History Improvement Program (NCHIP) funds. Efforts to resolve issues with vendors will continue. High fingerprint submission agencies and those interested in working as a consortium will continue to receive the main focus.

Ms. Egger clarified that these are the initial funding figures for ADAA FFY03. Over \$600,000 is available for new initiatives. The \$600,000 for CeaseFire and \$500,000 for jail-based mental health services do not come at the expense of other programs.

Mr. Bouche added that the Illinois Integrated Justice Information System (IIJIS) program received funding with the understanding that it would not need additional funds from ADAA FFY04 or ADAA FFY05 because the Authority had put aside money for integration programs. Ms. Egger said that ADAA FFY01 and ADAA FFY02 funds have been set aside for integration programs.

Mr. Waller mentioned that, in the past, the Budget Committee would meet in a workshop environment to discuss new initiatives, programming of funds for new fund years, and review of current projects, prior to making initial new fund year designations. This allowed the committee to get a greater sense of a program's overall picture. A general discussion of the merits of holding workshop sessions ensued.

In response to a question by Mr. Bouche, it was determined that there are no current plans to spend the ADAA FFY01 funds set aside for integration programs that expire in September 2004. Ms. Egger added that CHRI funds are also still available. Director Levin suggested holding a joint committee meeting to determine what to do with those funds.

Mr. Waller asked if the \$600,000 for CeaseFire waived by the CCSAO would have been designated to the CCSAO. Director Levin explained that the governor's office had asked the Authority to identify \$1.1 million for CeaseFire. These funds will be part of a larger statewide CeaseFire initiative. Given that the \$500,000 in FFY01 funds will expire in 10 months, Dr. Slutkin had been asked to find a local agency to accept the funds. He had an established relationship with the CCSAO, so he went to them in an effort to get this off the ground; the CCSAO would oversee fund distribution to local partners in an effort to expand the program throughout the county. Ms. Engel expressed reservations about designating large sums of money without first reviewing the broader picture for the fund year.

Mr. Waller asked if the percentages of these funds that go to local and state agencies would be altered by today's actions. Ms. Egger replied that there is a minimum that must go to local agencies and with the waiver from the CCSAO it is still considered local money.

Given that \$500,000 in ADAA FFY01 funds have been designated to CeaseFire to be used in the next 10 months, there was a discussion regarding whether or not to approve the \$600,000 in ADAA FFY03 funds for CeaseFire at this time or to hold those funds until the committee has had a chance to better review the whole ADAA FFY03 picture and, if not approved, whether there would be any significant negative effect on CeaseFire. Dr. Slutkin identified two principal effects of immediate approval. First, knowledge that funds exist beyond the current fiscal year would allow some of the activities to operate more securely. Secondly, it would provide more leveraging ability in fundraising efforts. The governor's office is getting local buy-ins from other jurisdictions in addition to Cook County based on the funds that the state is putting in. The greater the state's investment in the program, the more likely other jurisdiction, mayors, and corporate sponsors are to make or increase their investment in the program, he said.

Director Levin added that the governor's office is planning on leveraging corporate support for CeaseFire in multiples of the ADAA designations and that the designations were a smaller part of a much larger plan.

Mr. Morales agreed that, ideally, the Budget Committee should take a closer look at the details surrounding ADAA FFY03 funding. However, he noted that if, as Dr. Slutkin indicated earlier, \$15 to \$20 million would be needed to make a significant impact on violent crime, then even with the combination of the \$500,000 in ADAA FFY01 funds, the \$600,000 in ADAA FFY03 funds, and the estimated \$2 million in additional funds, the program would only have about one fifth of the money that it needs. Therefore, with a total of only \$3.1 million, the argument that \$600,000 should be withheld is moot.

Mr. Bouche added that the Authority has received significant direction from the governor's office to come up with \$1.1 million to add to a larger effort. Although the decision to designate those funds was reached by a markedly different method than in the past, the Authority must recognize the governor's request. Given that, if the Budget Committee were to hold a planning session, we would probably arrive at the same funding decisions regarding CeaseFire.

Ms. Engel suggested holding a planning session in the near future in an attempt to both study the overall funding picture and make the necessary designations as soon as possible. Chairman Murphy replied that such a meeting probably would not be held soon enough. He added that, given an opportunity to leverage more private support earlier on, the result might mean that fewer public funds would be needed down the road, thereby making more funds available for other needs.

Mr. Bouche reiterated that the Authority has a commitment to provide the \$1.1 million for CeaseFire. It is better that the funds come from the proposed ADAA sources than from other sources over which the Authority has less control and which might adversely affect other grants. He added that this program is in accordance with the Authority's goals and that it should be funded, especially given the restraints that the Authority is under. However, CeaseFire should receive the designations with the caveat that the Authority work closely with Dr. Slutkin to ensure that the program's direction stays in accordance with the Authority's vision.

Director Goetten made a motion to approve the plan adjustments. Mr. Morales seconded the motion. With the understanding that the \$600,000 for CeaseFire will be designated to the IVPA, the motion was approved by unanimous vote.

### **Approval of the FFY03 Local Law Enforcement Block Grants (LLEBG) Plan Introduction**

Ms. Egger, referring to the memo under Tab 4 from herself dated October 29, 2003, said that the Authority will administer just over \$1 million in LLEBG FFY03 funds. In past years, the Authority has issued requests for proposals (RFP) for equipment purchases. Local response to the RFPs has been overwhelming. She said that staff has made the following recommendations:

- Administer the LLEBG FFY03 funds in a similar manner as in past years and limit this year's equipment purchases to new and/or used law enforcement vehicles, in-car computer and in-car video systems and communication/radio systems.
- Retain the allowed 3 percent (\$30,281) for administration and issue an RFP for equipment grants between \$5,000 and \$20,000 for the remaining funds.



- Make available a minimum of 75 percent of the available funds to communities with populations under 25,000 and a maximum of 25 percent for those over 25,000.
- Give priority to those jurisdictions that have not received LLEBG funds in past years.

Ms. Egger said that in the past funds have been requested for the purchase of guns, vests, tire spikes, and many other miscellaneous items. She noted that the Authority has received relatively few requests for vests because a different federal program exists to supply agencies with vests.

The Authority limited this year's purchases to a few items in an attempt to ensure that the most needed items are purchased. Given that there are departments that do not have adequate communication equipment, this stipulation will help to further integration and interdepartmental communication efforts.

In response to a question by Authority Chairman Sorosky, Ms. Egger said that all of the equipment purchases to be funded would, in one way or another, enhance officers' safety. It is important to officers' safety to put officers in reliable vehicles with reliable radio and mobile computer-based communications and data systems, among other things.

Ms. Egger explained the proposal review process. She added that, in the past, lapsing ADAA funds have been used to augment the LLEBG funds to accommodate as many requests as possible.

Mr. Bukowski suggested making it a priority, when dealing with agencies that do not have adequate (computer-based) statewide communication abilities, to use LLEBG funds for the purchase of equipment or computers to bring those agencies' communication abilities up to a level that allows them to communicate with other agencies throughout Illinois. If a basic minimum standard regarding communication ability has been met, then funds could be used to purchase other items. He said that at least 10 counties, served by small departments of three to five officers, are severely lacking basic communication abilities. Some agencies are so removed from the rest of the state that they are not even aware that the Authority and its funding resources exist. We need to decide if we want to reach out to them or just ignore them altogether.

Further discussion on the matter ensued and the following points were made:

- Some agencies are not familiar with the grant application process and would need technical assistance.
- Some agencies, especially in poverty-stricken areas, might not be able to raise adequate matching funds or be able to meet data system operation costs such as monthly fees.

- Mobile data computers can be as or more important to an officer's safety than a bulletproof vest.

Mr. Bouche suggested following the recommendation of the Authority staff as outlined above. Specific communication devices such as radios and mobile data devices should be emphasized over the other items, including vehicles and in-car video cameras. A general consensus was reached that an effort should be made to identify and reach out to agencies that would benefit from LLEBG assistance.

Mr. Bouche made a motion to approve the plan, with specific emphasis on communication devices and in-car computers. Mr. Bukowski seconded the motion, which was approved by unanimous vote.

### **Approval of the Violence Against Women Act (VAWA) FFY99, FFY01, and FFY03 Plan Adjustments**

Ms. Vesely, referring to the memo under Tab 5 dated October 29, 2003, noted that at the July 30, 2003 Budget Committee meeting the ISP lapsed \$48,000 from its DNA training program because it was unable to complete its training schedule before the funds expired. The ISP has since developed two new training programs; 1) advanced bloodstain analysis and 2) sexual assault crime scene investigation, which would include alternate light source training and the purchase of three alternate light sources. Staff recommends designating \$58,370 in FFY99 funds, which expire on February 4, 2004, to the ISP for advanced forensic services training.

At the June 2003 VAWA Ad-Hoc Meeting members confirmed the priorities to fund Cook County protocol sites. The CCSAO's current funding will expire soon. Staff recommends using VAWA FFY01 funds to continue these programs for 12 months.

VAWA requires the state's total award to be allocated in the following manner: 25 percent for law enforcement and prosecution programs, 5 percent for courts, 15 percent at the state's discretion, and 30 percent for victim services programs. Traditionally, the Authority has designated these victims' service funds to the coalitions in equal amounts. The coalitions then contract for services with their program agencies across the state. Staff recommends continuing this process and designating \$662,310 in VAWA FFY03 victim service funds to both the Illinois Coalition Against Domestic Violence (ICADV) and the Illinois Coalition Against Sexual Assault (ICASA).

Ms. Healy Ryan made a motion to approve the plan adjustments. Ms. Josh seconded the motion, which was approved by unanimous vote.

## **Approval of the Victims of Crime Act (VOCA) FFY01 Plan Adjustments**

Ms. Vesely, referring to the memo under Tab 6 dated October 29, 2003, explained that Authority staff has been working collaboratively with the Attorney General's Office (AGO) to build working relationships between Child Advocacy Centers (CACs) and Sexual Assault Centers (SACs). In that effort, the Authority issued a joint request for proposals with the AGO for projects to be completed by both a CAC and an SAC in a collaborative effort to heighten the awareness of services to victims of sexual assault. Of the 26 proposals received and reviewed by Authority and AGO staff, 10 are recommended for funding by the Authority. Four of those 10 are proposals for training and VOCA training funds would be used to fund those programs. The AGO will fund 6 proposals. Two proposals would be funded by both the AGO and the Authority, bringing the total number of proposals recommended for funding to 14.

Ms. Engel made a motion to approve the plan adjustments. Ms. Mandeltort seconded the motion, which was approved by unanimous vote.

## **Project Status Reports and Project Profiles**

Budget Committee Chairman Murphy introduced Tab 7, which included:

- A. Project Status Report and Project Profile of the Zone 3 / LaSalle County Task Force.
- B. Project Status Report and Project Profile of the Central Illinois Metropolitan Enforcement Group.
- C. Project Status Report and Project Profile of the Catholic Charities of the Archdiocese of Chicago.

There was no discussion and no action was necessary.

## **New Business**

There was a discussion regarding a letter that had been received by a number of prosecutors outside of Cook County from Winnebago County State's Attorney Paul Logli. Director Levin explained that the letter addressed issues pertaining to funding differences among the individual sites and it also raised questions about VAWA funding, including questions about what percentages of the funds go toward prosecution (Cook County prosecutors in particular). She indicated that also at issue was whether the sites, including Winnebago County, were performing in a manner consistent with the VAWA Ad Hoc Committee's intentions. Director Levin said that staff was assembling

information on these issues and that she would respond to Mr. Logli. She said that the problems with the Winnebago County protocol site would be addressed separately. Those problems stemmed largely from not having the proper partners involved in collaborative efforts, such as the Rockford Police Department, and other compliance issues.

Ms. Vesely said that at the June 2003 VAWA Ad Hoc Committee meeting, the committee reviewed previously established priorities. One priority was to issue an RFP to all Illinois counties to establish protocol sites. Given the current economic climate, the committee decided to only continue funding existing protocol sites. The idea was to ensure the success of existing sites with the goal that they would become model protocol program sites. Not enough funds were available to effectively fund new sites throughout the rest of the state. Data culled from multiple sources presented by staff at the ad hoc committee meeting led to a decision to deny additional funding to four protocol sites, including Winnebago County's site. She said that the letter circulated by Mr. Logli was a response to a letter sent to him by the Authority notifying him that Winnebago County would not receive additional funds.

Ms. Josh, in response to a question by Mr. Waller, explained that presentations were made at the VAWA Ad Hoc committee meeting by representatives of the protocol sites. The sites that were most problematic were the sites that did not utilize collaborative efforts with other agencies even though Authority staff had given them a considerable amount of resources and assistance to do so. Some sites were genuinely adversarial toward one another or toward other agencies. She said that it had been made clear to the Winnebago County SAO that if they did not adopt a more collaborative approach with regard to its protocol site, that they would be in jeopardy of losing funding for the site. She added that the ad hoc committee does not actually make fund designation decisions, but it provides designation recommendations to the Budget Committee, which makes final funding decisions. Ms. Vesely said that these issues would be addressed at the next Budget Committee meeting.

Director Goetten asked whether the CCSAO's waiver of the \$1.1 million for the CeaseFire program was valid because the CCSAO would not have received the funds in the first place. Mr. Boehmer explained that a minimum of 65 percent of the ADAA funds must be spent at the local level. A state entity is allowed to accept ADAA funds on behalf of local entities, hence the CCSAO's decision to administratively waive the funds to a state agency, allowing that agency to administer the funds within the local jurisdiction.

Mr. Bouche, in reply to a question from Ms. Engel, explained that the CCSAO isn't waiving the actual funds, they are waiving the right to obtain the funds in the first place. The funds will still be spent locally, per ADAA requirements, via a different agency. Effectively, they are allowing a state agency to spend the funds on behalf of the CCSAO.

Ms. Vesely called attention to the brochures that had been placed at the table. The brochures detailed the safety plan for victims of domestic violence. She added that other domestic violence related brochures that outline judicial processes, victims' rights, and other reference points were available in Spanish, Polish, and English. Ms. Engel suggested providing the brochures to the local Helpline staff for distribution to their clients.

### **Adjourn**

Mr. Bouche made a motion to adjourn the meeting. Mr. Bukowski seconded the motion and the meeting was adjourned at 11:27 a.m.



**ILLINOIS  
CRIMINAL JUSTICE  
INFORMATION AUTHORITY**

120 South Riverside Plaza • Suite 1016 • Chicago, Illinois 60606 • (312) 793-8550

**MEMORANDUM**

**TO:** Budget Committee Members

**FROM:** Mary L. Milano

**DATE:** February 10, 2004

**RE:** **FFY 97 Anti-Drug Abuse Act Plan Adjustment #18**  
**FFY 98 Anti-Drug Abuse Act Plan Adjustment #13**  
**FFY 99 Anti-Drug Abuse Act Plan Adjustment #12**  
**FFY 00 Anti-Drug Abuse Act Plan Adjustment #12**  
**FFY 01 Anti-Drug Abuse Act Plan Adjustment #9**

This memo describes proposed adjustments to the FFY97-FFY01 Anti-Drug Abuse Act (ADAA) plans as illustrated in the attached *Attachment A's* dated February 24, 2004.

**DESIGNATION REDUCTIONS**

The following FFY97-99 projects lapsed funds at the end of their grant periods. At this time, these funds can only be used for criminal history record improvement (CHRI) projects.

PROJECT	REASON FOR LAPSING/RESCISSION	FEDERAL FISCAL YEAR		
		FFY97	FFY98	FFY99
Macoupin County—Domestic Violence/Sex Offender Probation	Personnel lapses and difficulties contracting for treatment services.	\$37,918.19	\$16,706.55	
IL Law Enforcement Training and Standards Board—Local Law Enforcement Training	FFY98: End of program period. FFY99: Subcontractor issues.		\$7,210.21	\$35,071.36
Kane County—County Public Defender Services	Personnel lapses and county equipment purchase freeze.		\$26,833.39	
Madison County—Domestic Violence Probation	End of program period.		\$959.00	
Madison County—County Public Defender Services	End of program period.		\$3,652.30	

Office of the State's Attorney's Appellate Prosecutor—Violent Crime Appeals Project	End of 48-month program period.		\$291,899.92	
Winnebago County—Violent Offender Prosecution	End of program period.		\$270.01	
Administrative Office of the IL Courts—Statewide Domestic Violence and Sex Offender Probation Training	End of program period.			\$71.76
Cook County Public Defender's Office—Defense Services for Juvenile Transfers	Personnel lapses.			\$36,394.12
Cook County State's Attorney's Office—Youth Gun Violence	Lower than expected contractual costs.			\$28,410.59
Cook County Sheriff's Office—Unsolved Homicide Initiative	Unable to make equipment purchases due to County freeze on purchases.			\$31,560.20
Chicago Police Department—Unsolved Homicide Initiative	Unable to make equipment purchases due to city freeze on purchases.			\$12,507.54
IL Criminal Justice Information Authority—Community Training	End of 48-month program period.			\$58,776.00
IL Criminal Justice Information Authority—Defense Initiatives	End of life of funds.			\$7,078.04
IL Department of Corrections—Post Release Substance Abuse Case Management	Underutilization of recovery home beds, and lower equipment and commodity expenses than budgeted.			\$73,343.38
IL Law Enforcement Training and Standards Board—Law Enforcement Training	End of program period.		\$7,410.89	\$2,203.22

IL State Police—Child Abuse/Homicide Task Force	Reduced consultant and training costs than expected.			\$66,298.88
Rock Island County Court Services—Evening Reporting Program	Due to fiscal issues in the county, the program was not initiated by the end life of the funds.			\$45,000.00
<b>TOTALS</b>		<b>\$37,918.19</b>	<b>\$354,942.27</b>	<b>\$396,715.09</b>

Staff recommends that the FFY97-99 funds be used for Livescan projects as previously approved by the Budget Committee. Staff requests permission, as given in the past, to make awards of these funds and report back to the Budget Committee at a future meeting as to which agencies received funding.

The following FFY00 projects lapsed funds at the end of their grant periods. At this time, these funds can only be used for CHRI projects.

PROJECT	REASON FOR LAPSING/RESCISSION	FFY00
Cook County State's Attorney's Office—Unsolved Homicide Initiative	End of program period.	\$3,408.00
Chicago Police Department—Unsolved Homicide Initiative	Grantee unable to make equipment purchases due to city freeze on purchases. Training not conducted.	\$29,026.98
East Central IL Drug Task Force—Expanding Multi-Jurisdictional Narcotics Units	End of program period.	\$3,918.18
IL Criminal Justice Information Authority—Community Training	End of 48-month program period.	\$58,776.00
Peoria County Probation—Domestic Violence Probation	End of 48-month program period.	\$57,954.00
Lake County Probation—Domestic Violence Probation	End of 48-month program period.	\$24,414.70
Blackhawk Area Task Force—Expanding Multi-Jurisdictional Narcotics Units	End of program period.	\$4,102.00
Champaign County State's Attorney's Office—Accelerated Dispositions Program	End of 48-month program period.	\$5,258.17
DuPage County Metropolitan Enforcement Group—Expanding Multi-Jurisdictional Narcotics Units	End of program period.	\$2,037.52



IL Law Enforcement Training and Standards Board—Law Enforcement Training	End of program period.	\$2,470.19
IL Law Enforcement Training and Standards Board—Local Law Enforcement Training	Equipment purchases were less than expected and some equipment was not purchased.	\$35,927.08
IL State Police—Computer Evidence Recovery	End of program period.	\$1,814.30
Macon County Probation—Domestic Violence Probation	End of 48-month program period.	\$26,748.75
Ninth Judicial Circuit—Community Service Program	End of program period.	\$654.11
Southwestern IL Enforcement Group—Expanding Multi-Jurisdictional Narcotics Units	End of program period.	\$915.64
Multi-County Narcotics Enforcement Group—Expanding Multi-Jurisdictional Narcotics Units	End of program period.	\$246.50
North Central Narcotics Task Force—Expanding Multi-Jurisdictional Narcotics Units	End of program period.	\$6,103.06
Task Force Six—Expanding Multi-Jurisdictional Narcotics Units	End of program period.	\$2,130.00
West Central IL Task Force—Expanding Multi-Jurisdictional Narcotics Units	Delay in grant initiation. Unable to expend funds by end of fund life.	\$21,674.00
Task Force X—Expanding Multi-Jurisdictional Narcotics Units	Task force ceased operations and declined funds.	\$15,096.00
First Judicial Circuit Probation—School-based Probation	Personnel lapses.	\$11,238.73
<b>TOTAL</b>		<b>\$313,913.91</b>

As FFY00 funds may only be used for CHRI projects at this time, staff recommends that the FFY00 funds be added to the undesignated CHRI funds. Staff will consult the Information Systems Committee for recommendations for the use of these funds.

**DESIGNATION RECOMMENDATIONS**

Expanding Multi-Jurisdictional Task Forces 501(b)(2)

*Southern Illinois Drug Task Force (SIDTF) and South Central Illinois Drug Task Force (SCIDTF):* At the March 2003 Budget Committee meeting, \$698,819 from FFY01 funds

were designated for the expansion of currently funded multi-jurisdictional narcotics enforcement units. Included in that designation was \$119,972 for SIDTF to fund four officers and \$40,284 for SCIDTF to fund one officer.

SIDTF had offices located in DuQuoin, Carmi, Ullin, and Carlyle. In an effort to reduce operating costs the unit closed the Carlyle office effective December 17, 2003. All officers were assigned to the other three offices. With this closing, the Bond County officer must now drive 70 miles one way to the nearest office. This is not in the best interest of Bond County or its officer. SCIDTF in Litchfield is located in an adjoining county to Bond, and would only require the Bond County officer to drive 30 miles one way to the Litchfield office.

SIDTF and SCIDTF have requested the Authority transfer the Bond County officer from SIDTF to SCIDTF. The re-designation will reduce the SIDTF FFY01 designation by \$21,373 and increase the SCIDTF FFY01 designation by the same amount. This will allow the officer to spend considerably more time on narcotics enforcement and less time commuting.

<b>Multi-Jurisdictional Narcotics Units FFY01 Expansion Designation Adjustment</b>			
<b>Unit</b>	<b>Designation Decrease</b>	<b>Designation Increase</b>	<b>Total Designation</b>
SIDTF	\$21,373	-	\$98,599
SCIDTF	-	\$21,373	\$61,657

*Project X:* For a number of years, the Authority has been in a position to offer equipment and officer safety type grants to currently funded multi-jurisdictional narcotics enforcement units. These grants have usually been issued, based on a competitive process, to units exemplifying a genuine need for the equipment. Staff recommends that \$75,000 from FFY01 funds be used to support the Illinois State Police "Project X" program.

Through this program, the Illinois State Police (ISP) provides resources to pay for overtime expenses associated with the investigation of crimes related to the manufacture and distribution of designer drugs (including ecstasy), methamphetamines, and for public information activities related to these illegal drugs. These ISP "Project X" funds can only be used for the overtime expenses related to this program. Staff recommends that \$75,000 be made available to currently funded multi-jurisdictional narcotics enforcement units participating in "Project X" activities to purchase equipment that will enhance the presentation of public information activities being conducted under "Project X." The recommendation of funds for individual units will be based on a competitive process using the following criteria: need for the equipment, documented history of problems with designer drugs or methamphetamines in the jurisdiction, and projected scope and focus of the public information program that will be enhanced through the use of this equipment.

As these funds die on September 30, 2004, staff requests permission to make awards of these funds to individual units and report back to the Budget Committee at a later meeting as to which units received funds and the amount each received.

Alternatives to Detention 501(b)(20)

At its October 2001 meeting, the Budget Committee set aside \$400,000 in FFY01 funds for Community-Based Transitional Services for Female Offenders. At the July 30, 2003 Budget Committee meeting \$210,652 was designated for programs in Lake, Macon and Madison counties. \$189,348 remains available for designation.

To develop its recommended designations, grant staff gathered and analyzed information indicating which probation offices or circuit courts were interested in developing gender-specific programs for female offenders and had the greatest potential to implement such programs.

The Cook County Social Service Department has a history of providing clinical intervention services to adult female offenders. They have an initiative to provide more comprehensive intervention services for substance abusing females with a high risk of re-offending. The department proposes to fund four female caseworkers to provide comprehensive intervention services to designated “high risk” female offenders. One of the staff would be fluent in Spanish.

The Cook County Adult Probation Department has a highly effective Promotion of Women Through Education and Resources (POWER) program designed to improve supervision services for female probationers. Women offenders with serious substance abuse problems receive treatment services while under the jurisdiction of the Cook County Sheriff’s Department of Women’s Justice Services (DWJS). Once released from jail and placed on probation, the funding for these services ends. This diminishes the women’s ability to be successful on probation. The department proposes to target approximately 300 offenders exiting DWJS to probation and to provide the continuum of services depending on their stage of treatment.

The following table summarizes the additional recommendations. These designations will cover a six-month period of performance. FFY03 funds will be available to continue these projects after September 30, 2004.

<b>Office</b>	<b>Number of staff or services</b>	<b>Recommended Designation</b>
Cook County Social Services	Services: Four caseworkers, equipment, training and materials	\$79,782
Cook County Adult Probation	Services: Aftercare, outpatient, intensive outpatient and residential treatment	\$97,238
<b>TOTAL</b>		<b>\$177,020</b>

**ANTI-DRUG ABUSE  
ACT  
FFY97 PLAN**

**ATTACHMENT A**

**ADAA PURPOSE 501(b)(2)  
Multi-Jurisdictional Task Forces**

<b>Program Title:</b>	<b>INITIAL AMOUNT</b>	<b>AMENDED AMOUNT</b>	<b>DIFFERENCE</b>
<b>Expanding Multi-Jurisdictional Narcotic Units</b>			
<u>Project Title: Expanding Multi-Jurisdictional Narcotic Units</u>			
Blackhawk Task Force	\$84,509.00		
Task Force X	\$76,981.00		
Central IL Enforcement Group	\$160,067.00		
DuPage County MEG	\$168,218.00		
East Central IL Task Force	\$130,083.00		
Joliet MANS	\$161,309.00		
Lake County MEG	\$320,852.00		
Metropolitan Enforcement Group of Southwestern IL	\$540,156.00		
North Central Narcotic Task Force	\$162,225.00		
MEG of Cook County	\$524,009.00		
Southern IL Drug Task Force	\$232,643.00		
SLANT Task Force	\$138,616.00		
Vermilion County MEG	\$165,861.00		
West Central IL Task Force	\$144,337.00		
Zone 6 Task Force	\$72,476.00		
Multi-County MEG	\$82,225.00		
South Central Illinois Drug Task Force	\$103,737.00		
Southeastern Illinois Drug Task Force	\$154,796.00		
Southern Illinois Enforcement Group	\$188,562.00		
Task Force 17	\$67,731.00		
Quad-Cities MEG	\$37,753.00		
Kankakee MEG	\$164,959.00		
<b>Multi-Jurisdictional Drug Prosecution Program</b>			
<u>Project Title: Multi-Jurisdictional Drug Prosecution Program</u>			
DuPage County State's Attorney's Office	\$175,283.00		
Lake County State's Attorney's Office	\$236,640.00		
McHenry County State's Attorney's Office	\$104,890.00		
Kane County State's Attorney's Office	\$166,302.00		
Cook County State's Attorney's Office	\$1,028,358.00		
Office of the State's Attorneys Appellate Prosecutor	\$499,016.00		
St. Clair County State's Attorney's Office	\$104,270.00		
Will County State's Attorney's Office	\$153,089.00		
<b>Drug Conspiracy Task Force</b>			
<u>Project Title: Drug Conspiracy Task Force</u>			
Illinois State Police	\$146,645.00		
Illinois Attorney General	\$479,899.00		

**ADAA PURPOSE 501(b)(4)  
Community Crime Prevention**

<b>Program Title: Specialized Crime Prevention Training</b>	<b>INITIAL AMOUNT</b>	<b>AMENDED AMOUNT</b>	<b>DIFFERENCE</b>
<u>Project Title: Community Training</u> Illinois Criminal Justice Information Authority	\$57,624.00		
<u>Project Title: Community Beat Officer Development</u> Chicago Police Department	\$125,000.00		
<u>Project Title: Crime Prevention/Non-Violent Conflict Resolution</u> Illinois Criminal Justice Information Authority	\$100,000.00		

**ADAA PURPOSE 501(b)(7)(A)  
Improving Operational Effectiveness**

<b>Program Title: Specialized Training</b>			
<u>Project Title: State's Attorney's Training</u> Office of the State's Attorney's Appellate Prosecutor		\$30,000.00	
<u>Project Title: Law Enforcement Training</u> Illinois Law Enforcement Training Standards Board		\$47,504.00	
<u>Project Title: Statewide Domestic Violence and Sex Offender Probation Training</u> Administrative Office of the Illinois Courts		\$32,160.50	
<u>Project Title: Probation Training</u> Administrative Office of the Illinois Courts		\$15,578.70	

**ADAA PURPOSE 501(b)(8)  
Drug and Violent Offender Prosecution**

<b>Program Title: Specialized Prosecution Initiatives</b>			
<u>Project Title: Violent Crime Appeals Project</u> Cook County State's Attorney's Office		\$110,480.00	
Office of the State's Attorney's Appellate Prosecutor		\$348,733.68	
<u>Project Title: Violent Offender Prosecution</u> Kankakee County State's Attorney's Office		\$81,281.00	
Sangamon County State's Attorney's Office		\$84,453.00	
Winnebago County State's Attorney's Office		\$102,685.00	
<u>Project Title: Special Appeals Unit</u> Office of the Illinois Attorney General		\$154,956.00	

**ADAA PURPOSE 501(b)(10)  
Operational Effectiveness of the Court**

<b>Program Title: Specialized Defense Initiatives</b>	<b>INITIAL AMOUNT</b>	<b>AMENDED AMOUNT</b>	<b>DIFFERENCE</b>
<u>Project Title: Violent Crime Appeals Project</u> Office of the State Appellate Defender	\$226,188.00		
<u>Project Title: Appellate Defender Panel Program</u> Office of the State Appellate Defender	\$123,894.00		
<u>Project Title: County Public Defender Services</u> Office of the Cook County Public Defender	\$112,500.00		
Office of the Champaign County Public Defender	\$0.00		
Office of the Cook County Public Defender	\$55,821.00		
Office of the Kane County Public Defender	\$97,850.00		
Office of the Madison County Public Defender	\$73,318.20		
Office of the McLean County Public Defender	\$83,430.00		
Office of the St. Clair County Public Defender	\$0.00		
Office of the Sangamon County Public Defender	\$15,798.00		

**ADAA PURPOSE 501(b)(11)  
Post Conviction Correctional  
Resources**

<b>Program Title: Correctional Initiatives</b>			
<u>Project Title: Offender Education, Treatment &amp; Release</u> Illinois Department of Corrections		\$0.00	
<u>Project Title: Day Reporting Centers</u> Illinois Department of Corrections		\$602,093.00	
<u>Project Title: Juvenile Special Supervision Units</u> Illinois Department of Corrections		\$583,341.00	
<u>Project Title: Post Release Substance Abuse Management</u> Illinois Department of Corrections		\$54,450.00	
<b>Program Title: Specialized Corrections Training</b>			
<u>Project Title: Training for Professionals Treating Sex Offenders</u> Illinois Department of Corrections		\$67,500.00	

**ADAA PURPOSE 501(b)(15)(B)  
Information Systems**

<b>Program Title: Criminal History Record Improvement</b>			
<u>Project Title: Audit Plan</u> Illinois Criminal Justice Information Authority		\$150,000.00	

**INITIAL  
AMOUNT**      **AMENDED  
AMOUNT**      **DIFFERENCE**

Project Title: Automated Fingerprint Transmission Program

Bureau County Sheriff's Office	\$52,356.00	
Iroquois County Sheriff's Office	\$52,356.00	
Christian County Sheriff's Office	\$52,356.00	
Clark County Sheriff's Office	\$52,356.00	
Fulton County Sheriff's Office	\$0.00	
Mercer County Sheriff's Office	\$52,356.00	
Montgomery County Sheriff's Office	\$0.00	
Perry County Sheriff's Office	\$52,356.00	
Shelby County Sheriff's Office	\$52,356.00	
Algonquin Police Department	\$52,356.00	
Woodstock Police Department	\$52,356.00	
Crystal Lake Police Department	\$52,356.00	
Lake in the Hills Police Department	\$43,232.00	

Project Title: Duplicate Record Project

Illinois State Police	\$33,071.00	
-----------------------	-------------	--

Project Title: Custodial Fingerprint Submission

Illinois Department of Corrections	\$163,974.00	
------------------------------------	--------------	--

Project Title: ISP Data Feed

Chicago Police Department	\$157,995.00	
---------------------------	--------------	--

Project Title: Core System Improvements

Cook County Circuit Court Clerk	\$150,000.00	
---------------------------------	--------------	--

**Program Title: Information Systems**

Project Title: Statewide Criminal Justice Information Sharing

Illinois Department of Corrections	\$725,000.00	
------------------------------------	--------------	--

Project Title: Internet Project

Illinois Criminal Justice Information Authority	\$106,754.94	
---	--------------	--

Project Title: Drugfire

Illinois State Police	\$437,997.00	
-----------------------	--------------	--

**ADAA PURPOSE 501(b)(16)  
Innovative Programs**

**Program Title: Innovative Law Enforcement Initiatives**

Project Title: South Suburban Cook County Anti-Gang Initiative

Cook County Sheriff's Office	\$837,775.00	
------------------------------	--------------	--

Project Title: Violence Reduction in Urban Areas

Chicago Police Department	\$0.00	
---------------------------	--------	--

Project Title: Strategic Investigative Response Team

Illinois State Police	\$308,956.00	
-----------------------	--------------	--

	<b>INITIAL AMOUNT</b>	<b>AMENDED AMOUNT</b>	<b>DIFFERENCE</b>
--	---------------------------	---------------------------	-------------------

<u>Project Title: Anti-Gang Violence Program</u> City of Kankakee	\$120,090.00		
--	--------------	--	--

<u>Project Title: Unsolved Homicide Initiative</u> Chicago Police Department	\$138,129.00		
Cook County Sheriff's Office	\$112,244.00		

**Program Title: Innovative Prosecution Initiatives**

<u>Project Title: South Suburban Cook County Anti-Gang Initiative</u> Cook County State's Attorney's Office	\$158,021.00		
--	--------------	--	--

<u>Project Title: Strategic Investigative Response Team</u> Illinois Attorney General	\$121,484.00		
--	--------------	--	--

<u>Project Title: Internet Investigation and Prosecution Project</u> Illinois Attorney General	\$120,501.00		
---	--------------	--	--

<u>Project Title: Unsolved Homicide Initiative</u> Cook County State's Attorney's Office	\$189,839.00		
---	--------------	--	--

**ADAA PURPOSE 501(b)(18)  
System Response to Victims**

**Program Title: System Response to Victims**

<u>Project Title: Domestic Violence Coordinating Councils</u> Administrative Office of the Illinois Courts	\$52,492.00		
---	-------------	--	--

**ADAA PURPOSE 501(b)(19)  
Evaluation Programs**

**Program Title: Evaluation**

<u>Project Title: Drug Strategy Impact Evaluation</u> Illinois Criminal Justice Information Authority	\$699,999.50		
--	--------------	--	--

**ADAA PURPOSE 501(b)(20)  
Alternatives to Detention**

**Program Title: Probation Initiatives**

<u>Project Title: Specialized Sex Offender Probation</u> Cook County Adult Probation Department	\$355,434.00		
Winnebago County Probation Department	\$105,425.00		
DuPage County Probation Department	\$72,015.00		
Vermillion County Probation Department	\$36,737.30		
Coles County Probation Department	\$48,534.00		
Lake County Court Services Department	\$127,527.00		
Sangamon County Probation Department	\$66,072.00		



	<b>INITIAL AMOUNT</b>	<b>AMENDED AMOUNT</b>	<b>DIFFERENCE</b>
<u>Project Title: Pretrial Services</u>			
Macon County Adult Probation Department	\$0.00		
Peoria County Adult Probation Department	\$28,397.00		
<u>Project Title: Day Reporting Program</u>			
Macon County Adult Probation Department	\$81,288.00		
<u>Project Title: Intensive Drug Abuser Program</u>			
Peoria County Adult Probation Department	\$0.00		
<u>Project Title: Juvenile SWAP</u>			
Cook County Sheriff's Office	\$302,820.00		
<u>Project Title: Community Alternatives</u>			
Cook County Probation Department	\$0.00		
<u>Project Title: Specialized Domestic Violence Probation</u>			
Winnebago County Probation Department	\$75,330.00		
Peoria County Probation Department	\$89,754.00		
Lake County Probation Department	\$42,094.00		
Tazewell County Probation Department	\$45,334.00		
13th Judicial Circuit Probation Department	\$44,000.00		
Adams County Probation Department	\$50,422.00		
Kankakee County Probation Department	\$24,235.00		
Macon County Probation Department	\$25,000.00		
Madison County Probation Department	\$30,000.00		
Sangamon County Probation Department	\$42,148.00		
Champaign County Court Services Department	\$67,602.00		
<u>Project Title: Specialized Sex Offender and Domestic Violence Probation</u>			
Macoupin County Probation Department	\$56,718.00	\$18,799.81	(\$37,918.19)
<u>Project Title: Drug Court Implementation</u>			
Peoria County Probation Department	\$150,000.00		
<b>Program Title: Prosecution Initiatives</b>			
<u>Project Title: Deferred Prosecution</u>			
Macon County State's Attorney's Office	\$0.00		
<u>Project Title: Accelerated Dispositions</u>			
Champaign County State's Attorney's Office	\$56,746.00		
McLean County State's Attorney's Office	\$44,008.00		
<b>ADAA PURPOSE 501(b)(21)</b>			
<b>Urban Street Enforcement</b>			
<b>Program Title: Nuisance Abatement</b>			
<u>Project Title: Nuisance Abatement</u>			
Illinois Attorney General	\$74,437.00		

**ADAA PURPOSE 501(b)(24)  
Gang Enforcement and Prevention**

<b>Program Title: Gang Prosecution Initiatives</b>	<b>INITIAL AMOUNT</b>	<b>AMENDED AMOUNT</b>	<b>DIFFERENCE</b>
<u>Project Title: Gang Prosecution Program</u> Cook County State's Attorney's Office	\$248,864.36		
<u>Project Title: Community Response to Gangs</u> Illinois Attorney General	\$0.00		
<u>Project Title: Gang Related Trial Assistance</u> Illinois Attorney General	\$255,154.00		
<b>Program Title: Juvenile Probation Initiatives</b>			
<u>Project Title: Juvenile Programs</u> Winnebago County Juvenile Probation Division	\$125,000.00		
Christian County Probation Department	\$48,158.00		
Knox County Sheriff's Department	\$38,300.00		
Ninth Judicial Circuit Court Services Department	\$26,850.00		
Peoria County Juvenile Court Services Department	\$67,167.00		
Madison County Probation and Court Services Department	\$91,952.00		
<b>Program Title: Prevention Initiatives</b>			
<u>Project Title: Juvenile Programs</u> Oak Park Township	\$47,110.00		
<u>Project Title: Neighborhood Resource Centers</u> Illinois Attorney General	\$106,967.00		

**ADAA PURPOSE 501(b)(25)  
Developing or Improving DNA  
Forensic Laboratories**

<b>Program Title: Developing or Improving DNA Forensic Labs</b>			
<u>Project Title: DNA Expansion and Upgrade</u> Illinois State Police	\$410,205.00		

**ADAA PURPOSE 501(b)(26)  
Habeas Corpus Processing**

<b>Program Title: Habeas Corpus Actions in Death Penalty Cases</b>			
<u>Project Title: Habeas Corpus Actions in Death Penalty Cases</u> Illinois Attorney General	\$118,738.00		

**ADAA PURPOSE UNALLOCATED**

**Unallocated Funds**

<b>Unallocated</b>	<b>INITIAL AMOUNT</b>	<b>AMENDED AMOUNT</b>	<b>DIFFERENCE</b>
Undesignated Local Agency CHRI	\$23,561.50	\$61,479.69	\$37,918.19
Undesignated State Agency CHRI	\$909.32		
Undesignated Local Funds	\$0.00		
Undesignated State Funds	\$0.00		
	<b>\$19,465,264.00</b>		

**ADAA PURPOSE 99  
Administration Funds**

**Administration**

Administration Funds	\$809,600.00		
	<b>\$20,274,864.00</b>		

**ANTI-DRUG ABUSE  
ACT  
FFY98 PLAN**

**ATTACHMENT A**

**ADAA PURPOSE 501(b)(2)  
Multi-Jurisdictional Task Forces**

<b>Program Title: Expanding Multi-Jurisdictional Narcotic Units</b>	<b>INITIAL AMOUNT</b>	<b>AMENDED AMOUNT</b>	<b>DIFFERENCE</b>
<u>Project Title: Expanding Multi-Jurisdictional Narcotic Units</u>			
Blackhawk Task Force	\$81,982.00		
Blackhawk Task Force	\$20,560.00		
Task Force X	\$73,949.00		
Central IL Enforcement Group	\$163,268.00		
Central IL Enforcement Group	\$18,742.91		
DUMEG	\$171,582.00		
East Central IL Task Force	\$126,217.00		
East Central IL Task Force	\$21,689.00		
Joliet MANS	\$164,535.00		
Lake County MEG	\$319,550.00		
MEG of Southwestern IL	\$550,945.00		
MEG of Southwestern IL	\$14,903.13		
North Central Narcotics Task Force	\$164,565.00		
MEG of Cook County	\$312,477.00		
Southern IL Drug Task Force	\$237,290.00		
Southern IL Drug Task Force	\$16,610.00		
SLANT Task Force	\$141,384.00		
Vermilion County MEG	\$169,174.00		
West Central IL Task Force	\$157,165.00		
West Central IL Task Force	\$20,703.00		
Zone 6 Task Force	\$75,532.00		
Multi-County MEG	\$83,867.00		
South Central IL Drug Task Force	\$100,226.00		
South Central IL Drug Task Force	\$13,272.00		
Southeastern IL Drug Task Force	\$157,888.00		
Southeastern IL Drug Task Force	\$0.00		
Southern IL Enforcement Group	\$167,897.00		
Southern IL Enforcement Group	\$36,572.00		
Task Force 17	\$69,084.00		
Zone 3 Task Force	\$5,958.00		
Quad Cities MEG	\$37,581.00		
Quad Cities MEG	\$2,607.90		
KAMEG	\$156,482.00		
KAMEG	\$10,342.00		
West Central IL Task Force	\$28,500.00		
Blackhawk Task Force	\$9,019.00		
Zone 6 Task Force	\$16,799.00		
KAMEG	\$8,678.00		
Central IL Enforcement Group	\$17,448.00		
Southern IL Drug Task Force	\$29,521.00		
Southern IL Enforcement Group	\$21,000.00		
SLANT Task Force	\$25,470.00		

	<b>INITIAL AMOUNT</b>	<b>AMENDED AMOUNT</b>	<b>DIFFERENCE</b>
DUMEG	\$10,124.00		
North Central Narcotics Task Force	\$14,088.00		
Quad Cities MEG	\$30,000.00		
East Central IL Task Force	\$29,733.00		
Vermilion County MEG	\$9,772.00		
South Central IL Drug Task Force	\$13,125.00		
Task Force X	\$24,000.00		
MEG of Southwestern IL	\$30,000.00		
Lake County MEG	\$15,157.00		
Southeastern IL Drug Task Force	\$40,000.00		

**Program Title: Multi-Jurisdictional Drug Prosecution Program**

Project Title: Multi-Jurisdictional Drug Prosecution Program

DuPage County State's Attorney's Office	\$168,691.19		
Lake County State's Attorney's Office	\$241,373.00		
McHenry County State's Attorney's Office	\$98,358.00		
Kane County State's Attorney's Office	\$169,628.00		
Cook County State's Attorney's Office	\$843,917.00		
Office of the State's Attorneys Appellate Prosecutor	\$519,000.00		
St. Clair County State's Attorney's Office	\$127,255.00		
Will County State's Attorney's Office	\$156,151.00		

**Program Title: Drug Conspiracy Task Force**

Project Title: Drug Conspiracy Task Force

Illinois State Police	\$155,775.00		
Illinois Attorney General	\$481,352.00		

**ADAA PURPOSE 501(b)(4)  
Community Crime Prevention**

**Program Title: Specialized Crime Prevention Training**

Project Title: Community Training

Illinois Criminal Justice Information Authority	\$0.00		
---	--------	--	--

Project Title: Crime Prevention/Non-Violent Conflict Resolution

Illinois Criminal Justice Information Authority	\$57,905.00		
---	-------------	--	--

**ADAA PURPOSE 501(b)(7)(A)  
Improving Operational Effectiveness**

**Program Title: Specialized Training**

Project Title: Local Law Enforcement Training

Illinois Law Enforcement Training Standards Board	\$150,000.00	\$142,789.79	(\$7,210.21)
---	--------------	--------------	--------------

Project Title: Law Enforcement Training

Illinois Law Enforcement Training Standards Board	\$48,454.00	\$41,043.11	(\$7,410.89)
---	-------------	-------------	--------------

	<b>INITIAL AMOUNT</b>	<b>AMENDED AMOUNT</b>	<b>DIFFERENCE</b>
<u>Project Title: Domestic Violence and Sex Offender Probation Training</u> Administrative Office of the Illinois Courts	\$34,367.76		
<u>Project Title: Statewide Probation Training</u> Administrative Office of the Illinois Courts	\$40,557.00		
<u>Project Title: Probation Training</u> Administrative Office of the Illinois Courts	\$21,518.48		

**Program Title: Local Law Enforcement Officer Safety**

<u>Project Title: Local Law Enforcement Officer Safety</u> Illinois Criminal Justice Information Authority	\$46,745.00		
Illinois Criminal Justice Information Authority	\$268,112.00		

**ADAA PURPOSE 501(b)(8)  
Drug and Violent Offender Prosecution**

**Program Title: Specialized Prosecution Initiatives**

<u>Project Title: Violent Crime Appeals Project</u> Cook County State's Attorney's Office	\$104,418.00		
Office of the State's Attorney's Appellate Prosecutor	\$363,750.00	\$71,850.08	(\$291,899.92)
<u>Project Title: Violent Offender Prosecution</u> Kankakee County State's Attorney's Office	\$82,907.00		
Sangamon County State's Attorney's Office	\$71,785.00		
Winnebago County State's Attorney's Office	\$79,242.00	\$78,971.99	(\$270.01)
<u>Project Title: Domestic Violence Prosecution</u> Cook County State's Attorney's Office	\$74,773.52		
<u>Project Title: Special Appeals Unit</u> Office of the Illinois Attorney General	\$158,055.00		
<u>Project Title: Youth Gun Violence</u> Cook County State's Attorney's Office	\$52,906.02		
<u>Project Title: Complex Drug Prosecutions/Suburban Expansion</u> Cook County State's Attorney's Office	\$158,263.00		
<u>Project Title: Criminal Code Revision Support</u> Illinois Department of Corrections	\$5,308.00		

**ADAA PURPOSE 501(b)(10)  
Operational Effectiveness of the Court**

**Program Title: Specialized Defense Initiatives**

<u>Project Title: Violent Crime Appeals Project</u> Office of the State Appellate Defender	\$233,052.79		
Office of the Cook County Public Defender	\$114,750.00		

	<b>INITIAL AMOUNT</b>	<b>AMENDED AMOUNT</b>	<b>DIFFERENCE</b>
<u>Project Title: Appellate Defender Panel Program</u> Office of the State Appellate Defender	\$120,690.00		
<u>Project Title: County Public Defender Services</u> Office of the St. Clair County Public Defender	\$0.00		
Office of the Champaign County Public Defender	\$0.00		
Office of the Cook County Public Defender	\$118,193.00		
Office of the Kane County Public Defender	\$99,807.00	\$72,973.61	(\$26,833.39)
Office of the Madison County Public Defender	\$77,219.00	\$73,566.70	(\$3,652.30)
Office of the McLean County Public Defender	\$85,099.00		
Office of the Sangamon County Public Defender	\$17,340.00		

**Program Title: Specialized Defense Training**

<u>Project Title: Statewide Public Defender Training</u> Office of the State Appellate Defender	\$8,252.51		
<u>Project Title: Enhanced Public Defender Training</u> Office of the State Appellate Defender	\$18,153.91		

**ADAA PURPOSE 501(b)(11)  
Post Conviction Correctional  
Resources**

**Program Title: Correctional Initiatives**

<u>Project Title: Day Reporting Centers</u> Illinois Department of Corrections	\$34,422.00		
<u>Project Title: Juvenile Special Supervision Units</u> Illinois Department of Corrections	\$553,910.00		
<u>Project Title: Post Release Substance Abuse Management</u> Illinois Department of Corrections	\$82,641.44		
<u>Project Title: Community-Based Substance Abuse Case Management</u> Illinois Department of Corrections	\$0.00		
<u>Project Title: Comprehensive Mental Health Assessment</u> Illinois Department of Corrections	\$329,980.00		

**Program Title: Specialized Corrections Training**

<u>Project Title: Training for Professionals Treating Sex Offenders</u> Illinois Department of Corrections	\$33,750.00		
---	-------------	--	--

**ADAA PURPOSE 501(b)(15)(B)  
Information Systems**

**Program Title: Criminal History Record Improvement**

<u>Project Title: Audit Plan</u> Illinois Criminal Justice Information Authority	\$150,505.00		
---	--------------	--	--

	<b>INITIAL AMOUNT</b>	<b>AMENDED AMOUNT</b>	<b>DIFFERENCE</b>
<u>Project Title: CHRI Backup Power Project</u> Illinois State Police	\$211,714.00		
<u>Project Title: Automated Fingerprint Transmission</u> Marion County	\$52,356.00		
<u>Project Title: IDOC Data Feed</u> Chicago Police Department	\$671,236.00		
<u>Project Title: Data Capture and Browser-based Access</u> Cook County Circuit Court Clerk	\$187,500.00		
<b>Program Title: Information Systems</b>			
<u>Project Title: Computer Evidence Recovery</u> Illinois State Police	\$33,750.00		
<u>Project Title: Statewide Criminal Justice Information Sharing</u> Illinois Department of Corrections	\$187,500.00		
<u>Project Title: Internet Project</u> Illinois Criminal Justice Information Authority	\$95,000.00		
<u>Project Title: Drugfire</u> Illinois State Police	\$188,813.00		
<u>Project Title: Illinois State Police Interface</u> Chicago Police Department	\$13,450.00		
<b>Program Title: Crime Lab Upgrades</b>			
<u>Project Title: Crime Lab Upgrades</u> DuPage County Crime Lab	\$137,475.00		
Northern Illinois Crime Lab	\$258,750.00		
<b>ADAA PURPOSE 501(b)(16)</b>			
<b>Innovative Programs</b>			
<b>Program Title: Innovative Law Enforcement Initiatives</b>			
<u>Project Title: South Suburban Cook County Anti-Gang Initiative</u> Cook County Sheriff's Office	\$408,375.00		
<u>Project Title: Child Abuse and Homicide Task Force</u> Illinois State Police	\$168,787.00		
<u>Project Title: Strategic Investigative Response Team</u> Illinois State Police	\$354,844.00		
<u>Project Title: Anti-Gang Violence Program</u> City of Kankakee	\$102,078.00		
<u>Project Title: Unsolved Homicide Initiative</u> Cook County Sheriff's Office	\$25,281.64		
Chicago Police Department	\$79,848.17		



<b>Program Title: Innovative Prosecution Initiatives</b>	<b>INITIAL AMOUNT</b>	<b>AMENDED AMOUNT</b>	<b>DIFFERENCE</b>
<u>Project Title: South Suburban Cook County Anti-Gang Initiative</u> Cook County State's Attorney's Office	\$156,482.00		
<u>Project Title: Strategic Investigative Response Team</u> Illinois Attorney General	\$51,631.00		
<u>Project Title: Internet Investigation and Prosecution Project</u> Illinois Attorney General	\$148,849.00		
<u>Project Title: Sexually Violent Persons and Predators Project</u> Illinois Attorney General	\$250,000.00		
<u>Project Title: Unsolved Homicide Initiative</u> Cook County State's Attorney's Office	\$239,000.00		

**ADAA PURPOSE 501(b)(18)  
System Response to Victims**

**Program Title: System Response to Victims**

<u>Project Title: Domestic Violence Coordinating Councils</u> Illinois Violence Prevention Authority	\$53,550.00		
<u>Project Title: Child Advocacy Centers</u> Henry County Child Advocacy Center	\$24,660.00		
Sangamon County Child Advocacy Center	\$37,500.00		
Tazewell County Child Advocacy Center	\$12,840.00		

**ADAA PURPOSE 501(b)(19)  
Evaluation Programs**

**Program Title: Evaluation**

<u>Project Title: Drug Strategy Impact Evaluation</u> Illinois Criminal Justice Information Authority	\$750,000.00		
--	--------------	--	--

**ADAA PURPOSE 501(b)(20)  
Alternatives to Detention**

**Program Title: Probation Initiatives**

<u>Project Title: Specialized Sex Offender Probation</u> Cook County Adult Probation Department	\$231,844.00		
Sangamon County Probation Department	\$67,393.00		
Winnebago County Probation Department	\$88,736.12		
DuPage County Probation Department	\$78,440.24		
Vermillion County Probation Department	\$24,814.61		
Coles County Probation Department	\$49,505.00		
Lake County Probation Department	\$130,078.00		

	<b>INITIAL AMOUNT</b>	<b>AMENDED AMOUNT</b>	<b>DIFFERENCE</b>
<u>Project Title: Day Reporting Program</u> Macon County Adult Probation Department	\$0.00		
<u>Project Title: Community Alternatives</u> Cook County Probation Department	\$0.00		
<u>Project Title: Specialized Domestic Violence Probation</u> Champaign County Probation Department	\$69,952.00		
Adams County Probation Department	\$31,650.00		
Kankakee County Probation Department	\$27,500.00		
Lake County Probation Department	\$92,118.00		
Macon County Probation Department	\$54,000.00		
Madison County Probation Department	\$31,559.00	\$30,600.00	(\$959.00)
Peoria County Probation Department	\$54,414.59		
Sangamon County Probation Department	\$25,902.07		
Tazewell County Probation Department	\$71,960.00		
Winnebago County Probation Department	\$81,655.21		
13th Judicial Circuit Court	\$44,880.00		
<u>Project Title: Specialized Sex Offender and Domestic Violence Probation</u> Macoupin County Probation Department	\$57,852.00	\$41,145.45	(\$16,706.55)
<u>Project Title: Drug Court Implementation</u> County of Peoria	\$100,000.00		

**Program Title: Prosecution Initiatives**

<u>Project Title: Accelerated Dispositions</u> Office of the McLean County State's Attorney	\$54,862.00		
Office of the Champaign County State's Attorney	\$57,881.00		

**ADAA PURPOSE 501(b)(21)  
Urban Street Enforcement**

**Program Title: Nuisance Abatement**

<u>Project Title: Nuisance Abatement</u> Illinois Attorney General	\$93,682.00		
---	-------------	--	--

**ADAA PURPOSE 501(b)(24)  
Gang Enforcement and Prevention**

**Program Title: Gang Prosecution Initiatives**

<u>Project Title: Gang Prosecution Program</u> Cook County State's Attorney's Office	\$254,892.93		
<u>Project Title: Community Response to Gangs</u> Illinois Attorney General	\$0.00		
<u>Project Title: Gang Related Trial Assistance</u> Illinois Attorney General	\$260,257.00		

<b>Program Title: Juvenile Probation Initiatives</b>	<b>INITIAL AMOUNT</b>	<b>AMENDED AMOUNT</b>	<b>DIFFERENCE</b>
<u>Project Title: Juvenile Programs</u>			
Winnebago County Juvenile Probation	\$127,641.91		
Peoria County Juvenile Probation	\$68,510.00		
Christian County Juvenile Probation	\$50,421.00		
Madison County Juvenile Probation	\$96,633.04		
Ninth Judicial Circuit	\$30,071.37		
Knox County Sheriff's Department	\$39,066.00		

**Program Title: Prevention Initiatives**

<u>Project Title: Juvenile Programs</u>			
Oak Park Township	\$48,052.00		
<u>Project Title: Neighborhood Resource Centers</u>			
Illinois Attorney General	\$106,556.33		

**ADAA PURPOSE 501(b)(25)  
Developing or Improving DNA  
Forensic Laboratories**

**Program Title: Developing or Improving DNA Forensic Labs**

<u>Project Title: DNA Expansion and Upgrade</u>			
Illinois State Police	\$423,099.00		

**ADAA PURPOSE 501(b)(26)  
Habeas Corpus Processing**

**Program Title: Habeas Corpus Actions in Death Penalty Cases**

<u>Project Title: Habeas Corpus Actions in Death Penalty Cases</u>			
Illinois Attorney General	\$62,707.00		

**ADAA PURPOSE UNALLOCATED  
Unallocated Funds**

**Unallocated**

Undesignated Local CHRI	\$410,714.84	\$459,136.09	\$48,421.25
Undesignated State CHRI	\$0.30	\$306,521.32	\$306,521.02
Undesignated Local	\$0.07		
Undesignated State	\$0.00		
	<b>\$19,595,938.00</b>		

**ADAA PURPOSE 99  
Administration Funds**

**Administration**

Administration Funds	\$816,497.00		
----------------------	--------------	--	--

**ANTI-DRUG ABUSE  
ACT  
FFY99 PLAN**

**ATTACHMENT A**

**ADAA PURPOSE 501(b)(2)  
Multi-Jurisdictional Task Forces**

<b>Program Title: Expanding Multi-Jurisdictional Narcotic Units</b>	<b>INITIAL AMOUNT</b>	<b>AMENDED AMOUNT</b>	<b>DIFFERENCE</b>
<u>Project Title: Expanding Multi-Jurisdictional Narcotic Units</u>			
Blackhawk Task Force	\$84,441.00		
Blackhawk Task Force (Equipment)	\$20,536.00		
Central IL Enforcement Group	\$168,166.00		
Central IL Enforcement Group (Equipment)	\$19,813.00		
DuPage County MEG	\$176,729.00		
DuPage County MEG (Equipment)	\$34,470.00		
East Central IL Task Force	\$130,003.00		
East Central IL Task Force (Equipment)	\$15,161.00		
Joliet MANS	\$169,471.00		
Kankakee MEG	\$182,925.00		
Kankakee MEG (Equipment)	\$37,620.00		
Lake County MEG	\$329,137.00		
Lake County MEG (Equipment)	\$4,981.00		
Southern IL Drug Task Force	\$244,409.00		
Southern IL Drug Task Force (Equipment)	\$34,870.00		
Multi-County MEG	\$86,383.00		
Multi-County MEG (Equipment)	\$17,430.00		
North Central Narcotic Task Force	\$169,502.00		
North Central Narcotic Task Force (Equipment)	\$37,196.25		
Quad-Cities MEG	\$38,708.00		
Quad-Cities MEG (Equipment)	\$22,388.00		
SLANT Task Force	\$145,626.00		
SLANT Task Force (Equipment)	\$14,940.00		
South Central Illinois Drug Task Force	\$103,233.00		
South Central Illinois Drug Task Force (Equipment)	\$12,454.00		
Southeastern Illinois Drug Task Force	\$162,624.00		
Southeastern Illinois Drug Task Force (Equipment)	\$14,945.00		
Metropolitan Enforcement Group of Southwestern Ill.	\$567,473.00		
Metropolitan Enforcement Group of Southwestern Ill. (Equipment)	\$29,892.00		
Southern Illinois Enforcement Group	\$172,934.00		
Southern Illinois Enforcement Group (Equipment)	\$15,138.00		
Task Force 17	\$71,157.00		
Task Force 17 (Equipment)	\$17,430.00		
Task Force X	\$76,168.00		
Task Force X (Equipment)	\$38,760.00		
Vermilion County MEG	\$174,249.00		
Vermilion County MEG (Equipment)	\$19,380.00		
West Central IL Task Force	\$161,880.00		
West Central IL Task Force (Equipment)	\$33,374.00		
Zone 6 Task Force	\$77,798.00		
Zone 6 Task Force (Equipment)	\$19,068.00		

<b>Program Title: Multi-Jurisdictional Drug Prosecution Program</b>	<b>INITIAL AMOUNT</b>	<b>AMENDED AMOUNT</b>	<b>DIFFERENCE</b>
<u>Project Title: Multi-Jurisdictional Drug Prosecution Program</u>			
DuPage County State's Attorney's Office	\$147,193.24		
Kane County State's Attorney's Office	\$174,717.00		
Lake County State's Attorney's Office	\$248,614.00		
McHenry County State's Attorney's Office	\$101,206.00		
Office of the State's Attorneys Appellate Prosecutor	\$534,570.00		
St. Clair County State's Attorney's Office	\$131,072.00		
Will County State's Attorney's Office	\$160,835.00		

**ADAA PURPOSE 501(b)(4)  
Community Crime Prevention**

**Program Title: Specialized Crime Prevention Training**

<u>Project Title: Community Training</u>			
Illinois Criminal Justice Information Authority	\$58,776.00	\$0.00	(\$58,776.00)
<u>Project Title: Crime Prevention/Non-Violent Conflict Resolution</u>			
Illinois Criminal Justice Information Authority	\$0.00		

**ADAA PURPOSE 501(b)(7)(A)  
Improving Operational Effectiveness**

**Program Title: Local Law Enforcement Officer Safety**

<u>Project Title: Local Law Enforcement Officer Safety</u>			
Illinois Criminal Justice Information Authority	\$1,553,547.00		

**Program Title: Specialized Training**

<u>Project Title: Local Law Enforcement Training</u>			
Illinois Law Enforcement Training Standards Board	\$150,000.00	\$114,928.64	(\$35,071.36)
<u>Project Title: Statewide Domestic Violence and Sex Offender Probation Training</u>			
Administrative Office of the Illinois Courts	\$34,670.00	\$34,598.24	(\$71.76)
<u>Project Title: Law Enforcement Training</u>			
Illinois Law Enforcement Training Standards Board	\$35,000.00	\$32,796.78	(\$2,203.22)
<u>Project Title: Probation Training and Technical Assistance</u>			
Administrative Office of the Illinois Courts	\$242,125.00		
<u>Project Title: Statewide Criminal Justice Training</u>			
Office of the State's Attorney's Appellate Prosecutor	\$10,701.44		
<u>Project Title: Statewide Probation Training</u>			
Administrative Office of the Illinois Courts	\$40,848.00		

**ADAA PURPOSE 501(b)(8)  
Drug and Violent Offender Prosecution**

<b>Program Title: Specialized Prosecution Initiatives</b>	<b>INITIAL AMOUNT</b>	<b>AMENDED AMOUNT</b>	<b>DIFFERENCE</b>
<u>Project Title: Violent Crime Appeals Project</u> Cook County State's Attorney's Office	\$112,018.00		
<u>Project Title: Domestic Violence Prosecution</u> Cook County State's Attorney's Office	\$75,564.00		
<u>Project Title: Special Appeals Unit</u> Illinois Attorney General Office of the State's Attorney's Appellate Prosecutor	\$162,797.00 \$345,000.00		
<u>Project Title: Complex Drug Prosecutions Initiative</u> Cook County State's Attorney's Office	\$1,238,000.00		
<u>Project Title: Youth Gun Violence</u> Cook County State's Attorney's Office	\$120,000.00	\$91,589.41	(\$28,410.59)

**ADAA PURPOSE 501(b)(10)  
Operational Effectiveness of the Court**

<b>Program Title: Specialized Defense Initiatives</b>	<b>INITIAL AMOUNT</b>	<b>AMENDED AMOUNT</b>	<b>DIFFERENCE</b>
<u>Project Title: Violent Crime Appeals Project</u> Office of the Cook County Public Defender	\$118,193.00		
<u>Project Title: Appellate Defender Panel Program</u> Office of the State Appellate Defender	\$111,049.12		
<u>Project Title: Defense Services for Juvenile Transfers</u> Office of the Cook County Public Defender	\$121,739.00	\$85,344.88	(\$36,394.12)
<u>Project Title: County Public Defender Services</u> Office of the Kane County Public Defender Office of the Madison County Public Defender Office of the McLean County Public Defender Office of the Sangamon County Public Defender	\$102,801.00 \$77,960.00 \$85,824.00 \$17,434.00		
<u>Project Title: Specialized Appeals Program</u> Office of the State Appellate Defender	\$225,681.75		
<u>Project Title: Improving Defense Services</u> Illinois Criminal Justice Information Authority	\$68,197.00	\$61,118.96	(\$7,078.04)
<b>Program Title: Specialized Defense Training</b>			
<u>Project Title: Statewide Public Defender Training</u> Office of the State Appellate Defender	\$11,733.00		
<u>Project Title: Enhanced Public Defender Training</u> Office of the State Appellate Defender	\$19,259.00		

**ADAA PURPOSE 501(b)(11)  
Post Conviction Correctional  
Resources**

<b>Program Title: Correctional Initiatives</b>	<b>INITIAL AMOUNT</b>	<b>AMENDED AMOUNT</b>	<b>DIFFERENCE</b>
<u>Project Title: Day Reporting / Special Needs</u> Illinois Department of Corrections	\$0.00		
<u>Project Title: Post Release Substance Abuse Management</u> Illinois Department of Corrections	\$324,450.00	\$251,106.62	(\$73,343.38)
<u>Project Title: Assessment Protocol</u> Illinois Department of Corrections	\$30,120.00		
<u>Project Title: Community-Based Residential Treatment for Adults</u> Illinois Department of Corrections	\$0.00		
<u>Project Title: Agency-wide Software Enhancement</u> Illinois Department of Corrections	\$683,959.10		
<u>Project Title: Comprehensive Mental Health Assessment</u> Illinois Department of Corrections	\$119,034.39		
<b>Program Title: Specialized Corrections Training</b>			
<u>Project Title: Training for Professionals Treating Sex Offenders</u> Illinois Department of Corrections	\$49,875.00		

**ADAA PURPOSE 501(b)(15)(B)  
Information Systems**

<b>Program Title: Criminal History Record Improvement</b>			
<u>Project Title: Custodial Fingerprint Submission</u> Illinois Department of Corrections	\$47,755.00		
<u>Project Title: Audit Plan</u> Illinois Criminal Justice Information Authority	\$317,448.00		
<b>Program Title: Information Systems</b>			
<u>Project Title: Integrated Justice Support</u> Illinois Criminal Justice Information Authority	\$437,380.00		
<u>Project Title: Computer Evidence Recovery</u> Illinois State Police	\$34,763.00		
<u>Project Title: Statewide Criminal Justice Information Sharing</u> Illinois Department of Corrections	\$236,250.00		
<u>Project Title: Internet Project</u> Illinois Criminal Justice Information Authority	\$95,000.00		
<u>Project Title: I-PIMS</u> Illinois State Police	\$0.00		

	<b>INITIAL AMOUNT</b>	<b>AMENDED AMOUNT</b>	<b>DIFFERENCE</b>
<u>Project Title: I-PIMS Upgrade</u> Illinois Criminal Justice Information Authority	\$187,500.00		
<u>Project Title: Offender Tracking System Upgrades</u> Illinois Department of Corrections	\$112,500.00		
<u>Project Title: Gang Information Exchange Database</u> Chicago Police Department	\$0.00		
<u>Project Title: Illinois State Police Interface</u> Chicago Police Department	\$602,579.00		

**ADAA PURPOSE 501(b)(16)  
Innovative Programs**

**Program Title: Innovative Law Enforcement Initiatives**

<u>Project Title: South Suburban Cook County Anti-Gang Initiative</u> Cook County Sheriff's Office	\$0.00		
<u>Project Title: Child Abuse and Homicide Task Force</u> Illinois State Police	\$144,687.00	\$78,388.12	(\$66,298.88)
<u>Project Title: Unsolved Homicide Initiative</u> Cook County Sheriff's Office	\$88,922.00	\$57,361.80	(\$31,560.20)
Chicago Police Department	\$85,086.00	\$72,578.46	(\$12,507.54)

**Program Title: Innovative Prosecution Initiatives**

<u>Project Title: South Suburban Cook County Anti-Gang Initiative</u> Cook County State's Attorney's Office	\$161,177.00		
<u>Project Title: Internet Criminal Activity Unit</u> Illinois Attorney General	\$153,314.00		
<u>Project Title: Sexually Violent Persons Commitment Act Bureau</u> Illinois Attorney General	\$227,639.00		
<u>Project Title: Unsolved Homicide Initiative</u> Cook County State's Attorney's Office	\$246,170.00		

**ADAA PURPOSE 501(b)(18)  
System Response to Victims**

**Program Title: System Response to Victims**

<u>Project Title: Domestic Violence Coordinating Councils</u> Administrative Office of the Illinois Courts	\$0.00		
<u>Project Title: Crime Victims Toll-Free Help Line</u> Illinois Attorney General	\$95,306.00		
<u>Project Title: Child Advocacy Centers</u> Henry County Child Advocacy Center	\$29,029.00		
Sangamon County Child Advocacy Center	\$33,195.00		
Tazewell County Child Advocacy Center	\$31,526.00		



**ADAA PURPOSE 501(b)(19)  
Evaluation Programs**

<b>Program Title: Evaluation</b>	<b>INITIAL AMOUNT</b>	<b>AMENDED AMOUNT</b>	<b>DIFFERENCE</b>
<u>Project Title: Drug Strategy Impact Evaluation</u> Illinois Criminal Justice Information Authority	\$750,000.00		

**ADAA PURPOSE 501(b)(20)  
Alternatives to Detention**

**Program Title: Probation Initiatives**

<u>Project Title: Specialized Sex Offender Probation</u> Sangamon County Probation Department	\$69,415.00		
DuPage County Probation Department	\$83,912.00		
Lake County Probation Department	\$56,632.00		
<u>Project Title: Specialized Domestic Violence Probation</u> Champaign County Probation Department	\$72,050.00		
Adams County Probation Department	\$37,270.00		
Kankakee County Probation Department	\$26,265.00		
Lake County Probation Department	\$91,354.00		
Macon County Probation Department	\$49,944.90		
Madison County Probation Department	\$33,494.00		
Peoria County Probation Department	\$57,691.83		
Sangamon County Probation Department	\$27,250.00		
Tazewell County Probation Department	\$70,539.00		
Winnebago County Probation Department	\$83,386.00		
13th Judicial Circuit Court	\$46,226.00		
<u>Project Title: Specialized Sex Offender and Domestic Violence Probation</u> Macoupin County Probation Department	\$47,815.83		
<u>Project Title: Drug Court Implementation</u> County of Peoria	\$51,500.00		
<u>Project Title: Juvenile Probation Programs</u> Cook County Juvenile Probation	\$43,356.80		
1st Judicial Circuit Probation	\$90,000.00		
2nd Judicial Circuit Probation	\$60,000.00		
Rock Island County Probation	\$45,000.00	\$0.00	(\$45,000.00)

**Program Title: Prosecution Initiatives**

<u>Project Title: Accelerated Dispositions</u> Office of the McLean County State's Attorney	\$55,399.00		
Office of the Champaign County State's Attorney	\$53,705.00		

**ADAA PURPOSE 501(b)(24)  
Gang Enforcement and Prevention**

**Program Title: Gang Prosecution Initiatives**

<u>Project Title: Gang Related Trial Assistance</u> Illinois Attorney General	\$268,064.00		
--	--------------	--	--

**Program Title: Juvenile Probation Initiatives**

	<b>INITIAL AMOUNT</b>	<b>AMENDED AMOUNT</b>	<b>DIFFERENCE</b>
<u>Project Title: Juvenile Programs</u>			
Peoria County Juvenile Probation	\$70,387.00		
Christian County Juvenile Probation	\$49,261.00		
Madison County Juvenile Probation	\$105,060.00		
Ninth Judicial Circuit	\$26,277.51		
Knox County Sheriff's Department	\$40,579.00		
Winnebago County Juvenile Probation	\$117,696.00		

**Program Title: Prevention Initiatives**

<u>Project Title: Juvenile Programs</u>			
Oak Park Township	\$49,494.00		

**ADAA PURPOSE 501(b)(25)  
Developing or Improving DNA  
Forensic Laboratories**

**Program Title: Developing or Improving DNA Forensic Labs**

<u>Project Title: DNA Expansion and Upgrade</u>			
Illinois State Police	\$435,792.00		

**ADAA PURPOSE UNALLOCATED  
Unallocated Funds**

**Unallocated**

Undesignated Local CHRI	\$981,179.64	\$1,142,129.83	\$160,950.19
Undesignated State CHRI	\$0.95	\$235,765.55	\$235,764.60
Undesignated State	\$0.00		
Undesignated Local	\$1.25		
	<b>\$19,310,650.00</b>		

**ADAA PURPOSE 99  
Administration Funds**

**Administration**

Administration Funds	\$1,016,350.00		
	<b>\$20,327,000.00</b>		

**ANTI-DRUG ABUSE  
ACT  
FFY00 PLAN**

**ATTACHMENT A**

**ADAA PURPOSE 501(b)(2)  
Multi-Jurisdictional Task Forces**

<b>Program Title: Expanding Multi-Jurisdictional Narcotic Units</b>	<b>INITIAL AMOUNT</b>	<b>AMENDED AMOUNT</b>	<b>DIFFERENCE</b>
<u>Project Title: Expanding Multi-Jurisdictional Narcotic Units</u>			
Blackhawk Task Force	\$84,441.00		
Blackhawk Task Force (Equipment)	\$52,023.00	\$47,921.00	(\$4,102.00)
Central IL Enforcement Group	\$168,166.00		
Central IL Enforcement Group (Equipment)	\$2,425.00		
DuPage County MEG	\$176,729.00		
DuPage County MEG (Expansion)	\$66,714.00	\$64,676.48	(\$2,037.52)
East Central IL Task Force	\$130,003.00		
East Central IL Task Force (Expansion)	\$44,119.00	\$40,200.82	(\$3,918.18)
East Central IL Task Force (Equipment)	\$22,609.00		
Joliet MANS	\$169,471.00		
Joliet MANS (Equipment)	\$16,070.00		
Kankakee MEG	\$182,925.00		
Lake County MEG	\$329,137.00		
Lake County MEG (Expansion)	\$76,901.00		
Lake County MEG (Equipment)	\$22,894.00		
Southern IL Drug Task Force	\$244,409.00		
Southern IL Drug Task Force (Expansion)	\$114,234.00		
Southern IL Drug Task Force (Equipment)	\$4,496.00		
Multi-County MEG	\$86,383.00		
Multi-County MEG (Expansion)	\$80,918.00		
Multi-County MEG (Equipment)	\$9,110.00	\$8,863.50	(\$246.50)
North Central Narcotic Task Force	\$169,502.00		
North Central Narcotic Task Force (Expansion)	\$94,848.00	\$88,744.94	(\$6,103.06)
North Central Narcotic Task Force (Equipment)	\$18,750.00		
Quad-Cities MEG	\$38,708.00		
Quad-Cities MEG (Expansion)	\$211,606.00		
Quad-Cities MEG (Equipment)	\$25,000.00		
SLANT Task Force	\$143,757.85		
SLANT Task Force (Equipment)	\$16,275.00		
South Central Illinois Drug Task Force	\$103,233.00		
South Central Illinois Drug Task Force (Expansion)	\$0.00		
South Central Illinois Drug Task Force (Equipment)	\$12,430.00		
Southeastern Illinois Drug Task Force	\$162,624.00		
Southeastern Illinois Drug Task Force (Expansion)	\$57,518.00		
Southeastern Illinois Drug Task Force (Equipment)	\$8,450.00		
Metropolitan Enforcement Group of Southwestern Ill.	\$567,473.00		
Metropolitan Enforcement Group of Southwestern Ill. (Equipmer	\$14,356.00	\$13,440.36	(\$915.64)
Southern Illinois Enforcement Group	\$172,934.00		
Southern Illinois Enforcement Group (Equipment)	\$22,510.00		
Task Force 17	\$71,157.00		
Task Force X	\$76,168.00		
Task Force X (Equipment)	\$15,096.00	\$0.00	(\$15,096.00)
Vermilion County MEG	\$174,249.00		
Vermilion County MEG (Expansion)	\$46,223.00		
Vermilion County MEG (Equipment)	\$16,906.00		

	<b>INITIAL AMOUNT</b>	<b>AMENDED AMOUNT</b>	<b>DIFFERENCE</b>
West Central IL Task Force	\$161,880.00		
West Central IL Task Force (Expansion)	\$108,289.00	\$86,615.00	(\$21,674.00)
West Central IL Task Force (Equipment)	\$14,516.00		
Zone 6 Task Force	\$77,798.00		
Zone 6 Task Force (Expansion)	\$74,100.00		
Zone 6 Task Force (Equipment)	\$9,213.00	\$7,083.00	(\$2,130.00)

**Program Title: Multi-Jurisdictional Drug Prosecution Program**

Project Title: Multi-Jurisdictional Drug Prosecution Program

DuPage County State's Attorney's Office	\$197,824.00		
Kane County State's Attorney's Office	\$174,717.00		
Lake County State's Attorney's Office	\$248,614.00		
McHenry County State's Attorney's Office	\$101,206.00		
Office of the State's Attorneys Appellate Prosecutor	\$500,559.73		
St. Clair County State's Attorney's Office	\$131,072.00		
Will County State's Attorney's Office	\$179,835.00		

**ADAA PURPOSE 501(b)(4)  
Community Crime Prevention**

**Program Title: Specialized Crime Prevention Training**

Project Title: Community Training

Illinois Criminal Justice Information Authority	\$58,776.00	\$0.00	(\$58,776.00)
---	-------------	--------	---------------

**ADAA PURPOSE 501(b)(7)(A)  
Improving Operational Effectiveness**

**Program Title: Specialized Training**

Project Title: Local Law Enforcement Training

Illinois Law Enforcement Training Standards Board	\$150,000.00	\$114,072.92	(\$35,927.08)
---	--------------	--------------	---------------

Project Title: Law Enforcement Training

Illinois Law Enforcement Training Standards Board	\$35,000.00	\$32,529.81	(\$2,470.19)
---	-------------	-------------	--------------

Project Title: Probation Training and Technical Assistance

Administrative Office of the Illinois Courts	\$220,000.00		
--	--------------	--	--

Project Title: Statewide Criminal Justice Training

Office of the State's Attorney's Appellate Prosecutor	\$125,000.00		
---	--------------	--	--

Project Title: Statewide Probation Training

Administrative Office of the Illinois Courts	\$40,312.52		
--	-------------	--	--

Project Title: Law Enforcement Communications Training

Illinois Law Enforcement Training Standards Board	\$28,290.16		
---	-------------	--	--

Project Title: Sex Offender Probation Training

Illinois Attorney General	\$11,250.00		
---------------------------	-------------	--	--

**Program Title: Risk Assessment**

Project Title: Improve Juvenile Risk Assessment

Administrative Office of the Illinois Courts	\$150,000.00		
--	--------------	--	--

INITIAL AMOUNT	AMENDED AMOUNT	DIFFERENCE
-------------------	-------------------	------------

**Program Title: Local Law Enforcement Officer Safety**

<u>Project Title: Local Law Enforcement Officer Safety</u> Illinois Criminal Justice Information Authority	\$554,985.15
---	--------------

**ADAA PURPOSE 501(b)(8)  
Drug and Violent Offender Prosecution**

**Program Title: Specialized Prosecution Initiatives**

<u>Project Title: Violent Crime Appeals Project</u> Cook County State's Attorney's Office	\$118,193.00
--	--------------

<u>Project Title: Domestic Violence Prosecution</u> Cook County State's Attorney's Office	\$77,365.00
--	-------------

<u>Project Title: Special Appeals Unit</u> Office of the State's Attorney's Appellate Prosecutor	\$342,401.85
---	--------------

<u>Project Title: Complex Drug Prosecutions - Suburban Expansion</u> Cook County State's Attorney's Office	\$158,263.00
---	--------------

<u>Project Title: Complex Drug Prosecutions Initiative</u> Cook County State's Attorney's Office	\$1,238,000.00
---	----------------

<u>Project Title: Youth Gun Violence</u> Cook County State's Attorney's Office	\$120,000.00
---	--------------

**ADAA PURPOSE 501(b)(10)  
Operational Effectiveness of the Court**

**Program Title: Specialized Defense Initiatives**

<u>Project Title: Violent Crime Appeals Project</u> Office of the Cook County Public Defender	\$118,193.00
--	--------------

<u>Project Title: County Public Defender Services</u> Office of the Sangamon County Public Defender	\$17,510.00
--	-------------

<u>Project Title: Specialized Appeals Program</u> Office of the State Appellate Defender	\$230,000.00
---	--------------

<u>Project Title: Defense Services</u> Office of the State Appellate Defender	\$194,377.00
--	--------------

**Program Title: Specialized Defense Training**

<u>Project Title: Enhanced Public Defender Training</u> Office of the State Appellate Defender	\$11,804.00
---	-------------

<u>Project Title: Statewide Public Defender Training</u> Office of the State Appellate Defender	\$13,929.94
Office of the State Appellate Defender	\$60,000.00

**ADAA PURPOSE 501(b)(11)  
Post Conviction Correctional  
Resources**

<b>Program Title: Correctional Initiatives</b>	<b>INITIAL AMOUNT</b>	<b>AMENDED AMOUNT</b>	<b>DIFFERENCE</b>
<u>Project Title: Post Release Substance Abuse Management</u> Illinois Department of Corrections	\$324,450.00		
<u>Project Title: Community-Based Residential Treatment for Adults</u> Illinois Department of Corrections	\$468,750.00		
<u>Project Title: Community-Based Residential Services for Juveniles</u> Illinois Department of Corrections	\$0.00		
<u>Project Title: Young Offender Re-entry Program</u> Illinois Department of Corrections	\$684,375.00		
<b>Program Title: Specialized Corrections Training</b>			
<u>Project Title: Training for Professionals Treating Sex Offenders</u> Illinois Department of Corrections	\$25,000.00		

**ADAA PURPOSE 501(b)(15)(B)  
Information Systems**

<b>Program Title: Information Systems</b>	<b>INITIAL AMOUNT</b>	<b>AMENDED AMOUNT</b>	<b>DIFFERENCE</b>
<u>Project Title: Computer Evidence Recovery</u> Illinois State Police	\$34,763.00	\$32,948.70	(\$1,814.30)
<u>Project Title: Integrated Justice Initiatives</u> TBD	\$78,579.00		
<u>Project Title: LEADS Upgrade</u> Illinois State Police	\$27,000.00		
<u>Project Title: Rap Sheet Redesign</u> Chicago Police Department	\$70,236.00		
<u>Project Title: Statewide Criminal Justice Information Sharing</u> Illinois Department of Corrections	\$98,438.00		
<u>Project Title: I-PIMS</u> Illinois State Police	\$0.00		
<u>Project Title: Correctional Intelligence System</u> Illinois Department of Corrections	\$112,500.00		
<u>Project Title: Gang Information Exchange Database</u> Chicago Police Department	\$650,000.00		
<u>Project Title: PIMS Upgrade</u> Illinois Criminal Justice Information Authority	\$655,000.00		
<u>Project Title: Videotaped Confessions and Eyewitness ID Training</u> Illinois State Police	\$260,623.12		

<b>Program Title: Criminal History Records Improvement</b>	<b>INITIAL AMOUNT</b>	<b>AMENDED AMOUNT</b>	<b>DIFFERENCE</b>
<u>Project Title: Audit Plan</u> Illinois Criminal Justice Information Authority	\$150,000.00		

**ADAA PURPOSE 501(b)(16)  
Innovative Programs**

**Program Title: Innovative Law Enforcement Initiatives**

<u>Project Title: Child Abuse and Homicide Task Force</u> Illinois State Police	\$144,687.00		
<u>Project Title: Unsolved Homicide Initiative</u> Cook County Sheriff's Office	\$0.00		
Chicago Police Department	\$85,086.00	\$56,059.02	(\$29,026.98)

**Program Title: Innovative Prosecution Initiatives**

<u>Project Title: Internet Criminal Activity Unit</u> Illinois Attorney General	\$153,314.00		
<u>Project Title: Sexually Violent Persons Commitment Act Bureau</u> Illinois Attorney General	\$225,217.00		
<u>Project Title: Unsolved Homicide Initiative</u> Cook County State's Attorney's Office	\$268,670.00	\$265,262.00	(\$3,408.00)

**ADAA PURPOSE 501(b)(18)  
System Response to Victims**

**Program Title: System Response to Victims**

<u>Project Title: Crime Victims Toll-Free Help Line</u> Illinois Attorney General	\$92,744.42		
<u>Project Title: Child Advocacy Centers</u> Henry County Child Advocacy Center	\$24,199.00		
Sangamon County Child Advocacy Center	\$39,369.00		
Tazewell County Child Advocacy Center	\$25,352.00		

**ADAA PURPOSE 501(b)(19)  
Evaluation Programs**

**Program Title: Evaluation**

<u>Project Title: Drug Strategy Impact Evaluation</u> Illinois Criminal Justice Information Authority	\$1,250,000.00		
--	----------------	--	--

**ADAA PURPOSE 501(b)(20)  
Alternatives to Detention**

<b>Program Title: Probation Initiatives</b>	<b>INITIAL AMOUNT</b>	<b>AMENDED AMOUNT</b>	<b>DIFFERENCE</b>
<u>Project Title: Specialized Sex Offender Probation</u> Sangamon County Probation Department	\$68,670.00		
<u>Project Title: Specialized Domestic Violence Probation</u> Adams County Probation Department	\$19,680.00		
Kankakee County Probation Department	\$26,265.00		
Lake County Probation Department	\$93,345.00	\$68,930.30	(\$24,414.70)
Macon County Probation Department	\$54,075.00	\$27,326.25	(\$26,748.75)
Madison County Probation Department	\$33,494.00		
Peoria County Probation Department	\$84,845.00	\$26,891.00	(\$57,954.00)
Sangamon County Probation Department	\$12,810.00		
Tazewell County Probation Department	\$70,539.00		
Winnebago County Probation Department	\$85,432.00		
13th Judicial Circuit Court	\$46,226.00		
<u>Project Title: Juvenile Reporting Centers</u> Tazewell County Probation Department	\$70,000.00		
<u>Project Title: Specialized Sex Offender and Domestic Violence Probation</u> Macoupin County Probation Department	\$58,420.00		
<u>Project Title: Juvenile Probation Programs</u> Cook County Juvenile Probation	\$300,000.00		
1st Judicial Circuit Probation	\$90,000.00	\$78,761.27	(\$11,238.73)
2nd Judicial Circuit Probation	\$60,000.00		
Rock Island County Probation	\$45,000.00		
<b>Program Title: Prosecution Initiatives</b>			
<u>Project Title: Accelerated Dispositions</u> Office of the McLean County State's Attorney	\$55,399.00		
Office of the Champaign County State's Attorney	\$53,705.00	\$48,446.83	(\$5,258.17)

**ADAA PURPOSE 501(b)(24)  
Gang Enforcement and Prevention**

<b>Program Title: Juvenile Probation Initiatives</b>			
<u>Project Title: Juvenile Programs</u> Ninth Judicial Circuit	\$11,872.00	\$11,217.89	(\$654.11)



**ADAA PURPOSE UNALLOCATED**  
**Unallocated Funds**

<b>Unallocated</b>	<b>INITIAL AMOUNT</b>	<b>AMENDED AMOUNT</b>	<b>DIFFERENCE</b>
Undesignated Local CHRI	\$638,370.00	\$853,296.34	\$214,926.34
Undesignated State CHRI	\$201,199.26	\$300,186.83	\$98,987.57
Undesignated Local	\$0.00		
Undesignated State	\$0.00		
	<b>\$18,504,924.00</b>		

**ADAA PURPOSE 99**  
**Administration Funds**

**Administration**

Administration Funds	\$1,286,438.00		
	<b>\$19,791,362.00</b>		

**ANTI-DRUG ABUSE  
ACT  
FFY01 PLAN**

**ATTACHMENT A**

**ADAA PURPOSE 501(b)(2)  
Multi-Jurisdictional Task Forces**

<b>Program Title: Expanding Multi-Jurisdictional Narcotic Units</b>	<b>INITIAL AMOUNT</b>	<b>AMENDED AMOUNT</b>	<b>DIFFERENCE</b>
<u>Project Title: Expanding Multi-Jurisdictional Narcotic Units</u>			
Blackhawk Task Force	\$86,974.00		
Central IL Enforcement Group	\$173,211.00		
DuPage County MEG	\$182,031.00		
DuPage County MEG (Expansion)	\$39,701.00		
East Central IL Task Force	\$133,893.65		
East Central IL Task Force (Expansion)	\$34,020.00		
Joliet MANS	\$174,555.00		
Kankakee MEG	\$150,229.00		
Lake County MEG	\$339,011.00		
Lake County MEG (Expansion)	\$43,714.00		
Southern IL Drug Task Force	\$251,741.00		
Southern IL Drug Task Force (Expansion)	\$119,972.00	\$98,599.00	(\$21,373.00)
Multi-County MEG	\$88,974.00		
Multi-County MEG (Expansion)	\$53,412.00		
North Central Narcotic Task Force	\$174,587.00		
North Central Narcotic Task Force (Expansion)	\$42,960.00		
Quad-Cities MEG	\$39,821.16		
Quad-Cities MEG (Expansion)	\$144,678.00		
SLANT Task Force	\$149,995.00		
South Central Illinois Drug Task Force	\$106,330.00		
South Central Illinois Drug Task Force (Expansion)	\$40,284.00	\$61,657.00	\$21,373.00
Southeastern Illinois Drug Task Force	\$167,503.00		
Southeastern Illinois Drug Task Force (Expansion)	\$40,809.00		
Metropolitan Enforcement Group of Southwestern Ill.	\$584,497.00		
Southern Illinois Enforcement Group	\$178,112.94		
Zone 3 / LaSalle Task Force	\$72,432.12		
Zone 3 / LaSalle Task Force (Expansion)	\$63,974.00		
Task Force X	\$78,453.00		
Vermilion County MEG	\$179,476.00		
Vermilion County MEG (Expansion)	\$32,916.00		
West Central IL Task Force	\$166,736.00		
West Central IL Task Force (Expansion)	\$63,198.00		
Zone 6 Task Force	\$80,045.51		
Zone 6 Task Force (Expansion)	\$43,155.00		
Project X	\$0.00	\$75,000.00	\$75,000.00
TBD	\$225,560.11	\$150,560.11	(\$75,000.00)

<b>Program Title: Multi-Jurisdictional Drug Prosecution Program</b>	<b>INITIAL AMOUNT</b>	<b>AMENDED AMOUNT</b>	<b>DIFFERENCE</b>
<u>Project Title: Multi-Jurisdictional Drug Prosecution Program</u>			
DuPage County State's Attorney's Office	\$195,519.00		
Kane County State's Attorney's Office	\$179,959.00		
Lake County State's Attorney's Office	\$256,072.00		
McHenry County State's Attorney's Office	\$104,242.00		
Office of the State's Attorneys Appellate Prosecutor	\$550,591.53		
St. Clair County State's Attorney's Office	\$123,688.98		
Will County State's Attorney's Office	\$165,660.00		

**ADAA PURPOSE 501(b)(4)  
Community Crime Prevention**

**Program Title: Community Violence Prevention**

<u>Project Title: CeaseFire</u> Illinois Violence Prevention Authority	\$500,000.00
---	--------------

**ADAA PURPOSE 501(b)(7)(A)  
Improving Operational Effectiveness**

**Program Title: Specialized Training**

<u>Project Title: Law Enforcement Training</u> Illinois Law Enforcement Training Standards Board	\$36,050.00
<u>Project Title: Probation Training and Technical Assistance</u> Administrative Office of the Illinois Courts	\$226,600.00
<u>Project Title: Statewide Criminal Justice Training</u> Office of the State's Attorney's Appellate Prosecutor	\$128,750.00
<u>Project Title: Judicial Training</u> Administrative Office of the Illinois Courts	\$25,000.00

**Program Title: Risk Assessment**

<u>Project Title: Improve Juvenile Risk Assessment</u> Administrative Office of the Illinois Courts	\$154,500.00
--	--------------

**ADAA PURPOSE 501(b)(8)  
Drug and Violent Offender Prosecution**

<b>Program Title: Specialized Prosecution Initiatives</b>	<b>INITIAL AMOUNT</b>	<b>AMENDED AMOUNT</b>	<b>DIFFERENCE</b>
<u>Project Title: Special Appeals Unit</u> Office of the State's Attorney's Appellate Prosecutor	\$347,285.71		
<u>Project Title: Complex Drug Prosecutions - Suburban Expansion</u> Cook County State's Attorney's Office	\$326,022.00		
<u>Project Title: Complex Drug Prosecutions Initiative</u> Cook County State's Attorney's Office	\$1,275,140.00		
<u>Project Title: Youth Gun Violence</u> Cook County State's Attorney's Office	\$123,600.00		
<u>Project Title: Systemic Sentencing Issues Appeals Project</u> Office of the State's Attorney's Appellate Prosecutor	\$355,350.00		

**ADAA PURPOSE 501(b)(10)  
Operational Effectiveness of the Court**

<b>Program Title: Specialized Defense Initiatives</b>			
<u>Project Title: Specialized Appeals Program</u> Office of the State Appellate Defender	\$233,902.11		
<u>Project Title: Systemic Sentencing Issues Appeals Project</u> Office of the State Appellate Defender	\$236,900.00		
<u>Project Title: Defense Services</u> Office of the State Appellate Defender	\$189,740.00		
Office of the Macon County Public Defender	\$101,250.00		
Office of the Winnebago County Public Defender	\$53,250.00		
Office of the Kankakee County Public Defender	\$48,500.00		
Office of the Champaign County Public Defender	\$44,807.00		
Office of the Will County Public Defender	\$35,250.00		
Office of the Lake County Public Defender	\$62,250.00		
<b>Program Title: Specialized Defense Training</b>			
<u>Project Title: Statewide Public Defender Training</u> Office of the State Appellate Defender	\$51,500.00		

**ADAA PURPOSE 501(b)(11)  
Post Conviction Correctional Resources**

<b>Program Title: Correctional Initiatives</b>	<b>INITIAL AMOUNT</b>	<b>AMENDED AMOUNT</b>	<b>DIFFERENCE</b>
<u>Project Title: Post Release Substance Abuse Management</u> Illinois Department of Corrections	\$306,334.00		
<u>Project Title: Community-Based Residential Treatment for Adults</u> Illinois Department of Corrections	\$482,813.00		
<u>Project Title: Young Offender Re-entry Program</u> Illinois Department of Corrections	\$704,906.00		
<u>Project Title: Transitional Services for Juvenile Sex Offenders</u> Illinois Department of Corrections	\$0.00		
<u>Project Title: Community-based Transitional Services for Female Offenders</u> Illinois Department of Corrections	\$400,000.00		

**ADAA PURPOSE 501(b)(15)(B)  
Information Systems**

<b>Program Title: Information Systems</b>			
<u>Project Title: Correctional Intelligence System</u> Illinois Department of Corrections	\$115,875.00		
<u>Project Title: Gang Information Exchange Database</u> Chicago Police Department	\$669,500.00		
<u>Project Title: Integrated Justice Initiatives</u> TBD	\$341,987.38		
TBD	\$139,559.00		
<u>Project Title: Videotaped Confession and Eyewitness ID Training</u> Illinois State Police	\$73,245.00		
<b>Program Title: Criminal History Records Improvement</b>			
<u>Project Title: Audit Plan</u> Illinois Criminal Justice Information Authority	\$150,000.00		

**ADAA PURPOSE 501(b)(16)  
Innovative Programs**

**Program Title: Innovative Law Enforcement Initiatives**

Project Title: Child Abuse and Homicide Task Force  
Illinois State Police

INITIAL AMOUNT	AMENDED AMOUNT	DIFFERENCE

Project Title: Unsolved Homicide Initiative  
Cook County Sheriff's Office  
Chicago Police Department

\$0.00  
\$0.00  
\$85,086.00

**Program Title: Innovative Prosecution Initiatives**

Project Title: Sexually Violent Persons Commitment Act Bureau  
Illinois Attorney General

\$196,907.10

Project Title: Unsolved Homicide Initiative  
Cook County State's Attorney's Office

\$190,166.00

**ADAA PURPOSE 501(b)(18)  
System Response to Victims**

**Program Title: System Response to Victims**

Project Title: Crime Victims Toll-Free Help Line  
Illinois Attorney General

\$98,095.70

Project Title: Child Advocacy Centers  
Henry County Child Advocacy Center  
Sangamon County Child Advocacy Center  
Tazewell County Child Advocacy Center

\$24,880.00  
\$40,550.00  
\$26,113.00

**ADAA PURPOSE 501(b)(19)  
Evaluation Programs**

**Program Title: Evaluation**

Project Title: Drug Strategy Impact Evaluation  
Illinois Criminal Justice Information Authority

\$1,265,000.00

**ADAA PURPOSE 501(b)(20)  
Alternatives to Detention**

<b>Program Title: Probation Initiatives</b>	<b>INITIAL AMOUNT</b>	<b>AMENDED AMOUNT</b>	<b>DIFFERENCE</b>
<u>Project Title: Juvenile Probation Programs</u>			
Cook County Juvenile Probation	\$309,000.00		
1st Judicial Circuit Probation	\$92,700.00		
2nd Judicial Circuit Probation	\$61,800.00		
Rock Island County Probation	\$46,350.00		
 <u>Project Title: Innovative Probation Initiatives</u>			
Will County	\$70,000.00		
4th Judicial Circuit / Christian County	\$175,145.00		
10th Judicial Circuit / Tazewell County	\$99,000.00		
Lee County	\$51,655.00		
Kane County	\$58,000.00		
Ford County	\$46,200.00		
 <u>Project Title: Community-based Transitional Services for Female Offenders</u>			
TBD	\$189,348.00	\$12,328.00	(\$177,020.00)
Lake County	\$25,069.00		
Macon County	\$98,535.00		
Madison County	\$87,048.00		
Cook County Social Services	\$0.00	\$79,782.00	\$79,782.00
Cook County Adult Probation	\$0.00	\$97,238.00	\$97,238.00
 <u>Project Title: Juvenile Reporting Centers</u>			
Tazewell County Probation Department	\$70,000.00		
First Judicial Circuit	\$105,000.00		

**ADAA PURPOSE UNALLOCATED  
Unallocated Funds**

**Unallocated**

Undesignated Local CHRI	\$635,048.00		
Undesignated State CHRI	\$199,370.00		
Undesignated Local	\$0.00		
Undesignated State	\$0.00		
	<b>\$18,408,626.00</b>		

**ADAA PURPOSE 99  
Administration Funds**

**Administration**

Administration Funds	\$1,279,743.00		
	<b>\$19,688,369.00</b>		

## BUDGET COMMITTEE GRANT DESIGNATION

<b>Date Designated</b>	February 24, 2004		
<b>Program Name</b>	Community-Based Transitional Services for Female Offenders		
<b>Impl. Agency</b>	Cook County Adult Probation		
<b>Amount Designated</b>	\$97,238	<b>Fund Source</b>	Anti-Drug Abuse Act FY01

<b>Program Area</b>	501(b)(20) Alternatives to Detention		
---------------------	--------------------------------------	--	--

### Program Summary

Cook County Adult Probation will provide for the continuation of substance abuse treatment services for female offenders transferring from the Cook County Sheriff's Department of Women's Justice Services (DWJS) to Adult Probation's Promotion of Women through Education and Resources (POWER) program.

### Problem Statement

Steps have been taken in Cook County's criminal justice system to raise awareness of the differences in needs of female and male offenders and to take steps to improve services for female offenders. The DWJS has been a leader in designing gender-responsive services and treatment for female pretrial detainees. This department offers programming for women identified as having serious substance abuse problems. When these women are released from jail and assigned to probation they are usually placed in the Adult Probation's POWER program. The treatment services cease at the time of transfer. Although the POWER program has well trained officers with reduced caseloads the discontinuation of treatment funding adversely affects the offender. Without funded treatment the treatment stops for most of the offenders long before they are ready. This impacts their ability to become self-sufficient, contributing members of the community and successfully complete probation.

### Goal and Objective

The goal of this program is to provide continuing substance abuse treatment for female offenders discharged from the Sheriff's Department DWJSs and entering the Adult Probation's POWER program.

The objectives of the program will be to:

- 1) Secure a contract for services.
- 2) Provide treatment services to 300 female offenders.

### Program Strategy

Treatment services will be contracted. Females in the POWER program will receive continued treatment services.



## BUDGET COMMITTEE GRANT DESIGNATION

<b>Date Designated</b>	February 24, 2004		
<b>Program Name</b>	Community-Based Transitional Services for Female Offenders		
<b>Impl. Agency</b>	Cook County Social Services		
<b>Amount Designated</b>	\$79,782	<b>Fund Source</b>	Anti-Drug Abuse Act FFY01
<b>Program Area</b>	501(b)(20) Alternatives to Detention		

### Program Summary

Cook County Social Services will dedicate four caseworkers to caseloads of high-risk female offenders on probation for drug related crimes (DUI). These offenders would be provided with specialized programming and intensive services including gender-responsive group counseling.

### Problem Statement

The Cook County Social Service Department has a history of providing clinical intervention services to adult female offenders. In the mid-1980s they began an initiative to work with "high risk" DUI offenders. That number has risen from 284 DUI referrals for females to a current number of 934. This is in keeping with the nation wide increase in female offenders both on probation and in prison. In July 2002 they began an initiative to provide more comprehensive intervention services for substance abusing females. Present case-loads consist of 150 offenders (both female and male). The ability of casework staff to provide the type of unique programming and intervention services necessitated by the "high risk" female offender population is found to be unrealistic without additional resources for staff.

### Goal and Objective

The goal of this program is to provide gender-specific, intensive services to high-risk female offenders reducing the rate of re-arrests, technical violations, and the use of jail time.

The objectives of the program will be to:

- 1) Hire four female case-managers to small female caseloads.
- 2) Train the case-managers.
- 3) Provide services to 328 female offenders.

### Program Strategy

The female case-managers will be identified for the grant funded positions and dedicated to small female caseloads throughout Cook County. They will be supplied with office equipment, training and program materials.



**ILLINOIS  
CRIMINAL JUSTICE  
INFORMATION AUTHORITY**

120 South Riverside Plaza • Suite 1016 • Chicago, Illinois 60606 • (312) 793-8550

**MEMORANDUM**

TO: Budget Committee Members

FROM: Mary L. Milano

DATE: February 10, 2004

RE: **FFY01 Juvenile Accountability Incentive Block Grants Program  
Plan Adjustment #4  
FFY02 Juvenile Accountability Incentive Block Grants Program  
Plan Adjustment #1  
FFY03 Juvenile Accountability Incentive Block Grants Program  
Plan Introduction**

**FFY01 JAIBG Funds**

In an effort to identify FFY01 funds that can be reprogrammed rather than allowing them to lapse on March 31, 2005, staff identified 23 local FFY01 grantees that submitted notices of intent but who had not yet submitted program proposals explaining how they would like to use their awards. Staff communicated with these grantees and, to date, \$92,272 in new declinations has been received (see the chart below).

<b>MUNICIPALITY</b>	<b>INITIAL AWARD</b>	<b>AVAILABLE</b>
Carbondale	\$10,110	\$10,110
Jacksonville	\$5,520	\$5,520
Sangamon County	\$22,846	\$22,846
St. Charles	\$8,179	\$8,179
Stephenson County	\$6,024	\$6,024
Alton	\$11,873	\$11,873
East Peoria	\$5,827	\$5,827
Evergreen Park	\$7,155	\$7,155
Oak Lawn	\$14,738	\$14,738
<b>TOTAL</b>		<b>\$92,272</b>

The Juvenile Crime Enforcement Coalition (JCEC) recommends use of these FFY01 JAIBG funds to support the efforts of the Illinois Balanced and Restorative Justice Initiative (IBARJI) to improve public safety in Illinois. This collaborative initiative emerged from the JAIBG-supported

Illinois BARJ Summit and consists of representatives from all juvenile justice professions and all areas of Illinois. Members have continued to meet to explore how the application of BARJ philosophy, principles, and practices can improve juvenile justice practices throughout the state. Current IBARJI projects include: development of an Authority-sponsored website; development of listserves; and an exploration of the ways the IBARJI can support other juvenile justice initiatives, including the Detention Alternatives Initiative, the Disproportionate Minority Contact initiative, and Redeploy Illinois.

Specific funding recommendations include:

1. Funding for a second annual Illinois Juvenile Justice/BARJ Summit in late 2004/early 2005. Based on total 2003 Illinois BARJ Summit costs exceeding \$45,000 (largely supported with JAIBG funds, and in part by other partnering agencies and organizations) and the extraordinary human resources needed to plan and manage a successful state-level conference, staff request \$45,000 in FFY01 funding for this purpose.
2. Development and publication of individual "Illinois BARJ Guides" to provide planners and practitioners at the state level, and from counties, communities, and agencies, with the information needed to utilize balanced and restorative justice principles to improve public safety by holding juveniles fully accountable. Six of the following "Guides" would be produced and published with available FFY01 funds, and six with available FFY02 funds (printing costs estimated at \$3,000 to print 500 copies of each guide, for a total FFY01 allocation of \$18,000):
  1. A BARJ Guide for Community Agencies in Illinois
  2. A BARJ Guide for Illinois Law Enforcement Officials
  3. A BARJ Guide for Illinois Prosecutors
  4. A BARJ Guide for Faith-based Agencies in Illinois
  5. A BARJ Guide for Corrections and Detention Personnel
  6. A BARJ Guide for Illinois Judges
  7. A BARJ Guide for Illinois Probation Departments
  8. A BARJ Guide for Public Defenders in Illinois
  9. A BARJ Guide for School Personnel in Illinois
  10. A BARJ Guide for Juvenile Justice Councils in Illinois
  11. A BARJ Guide for Communities in Illinois
  12. A BARJ Guide for State-Level Juvenile Justice Planning in Illinois
3. Currently, the staff in the Authority's Research and Analysis (R&A) unit are preparing an RFP for a statewide needs assessment survey of justice professionals (e.g. judges, prosecutors, public defenders, detention personnel, law enforcement, and victim's assistance providers). Independently, the IBARJI Training and Technical Assistance Subcommittee is working to develop BARJ training and technical assistance recommendations. The JCEC supports use of the remaining unallocated FFY01 funds

\$29,272 for training activities that are consistent with training needs identified by the R&A-initiated needs assessment and/or the IBARJI training and technical assistance plan. Training activities may include, but not be limited to:

- “Profession-specific” and “agency-specific” one-day BARJ training workshops for 1) law enforcement, 2) the judiciary, 3) prosecution, 4) probation, 5) corrections, 6) community agencies, 7) faith-based agencies, 8) schools, 9) the defense bar, and 10) Juvenile Justice Councils (each one-day workshop is projected to cost approximately \$1,000).
- Circle sentencing training, with follow-through, on-site technical support (each four-day training, with one to five days of on-site support, is projected to cost between \$4,400 and \$6,000)
- Family group conferencing training, with follow-through, on-site technical support (each four-day training, with one to five days of on-site support, is projected to cost between \$3,600 and \$5,200)
- Public Defender training, consistent with the Illinois Juvenile Justice Reform Act and one or more JAIBG purpose areas, that is designed to improve juvenile accountability and juvenile court practices in Illinois.

### **FFY02 JAIBG Funds, Adjustment #1, and FFY03 JAIBG Funds Introduction**

The JCEC and Budget Committee previously determined that FFY01 JAIBG funds would be used to support the fourth and final year of the Blueprints for Violence Prevention probation, and juvenile parole improvement and mediation projects. Completion of this funding cycle frees FFY02 and FFY03 funds for new projects.

\$1,901,576 of the Illinois \$7,179,600 FFY02 JAIBG award is available to be discretionarily allocated for state and/or local juvenile justice programming consistent with JAIBG guidelines. Similarly, \$1,667,832 of the Illinois \$5,531,842 FFY03 JAIBG award will be available to fund discretionary state and/or local juvenile justice projects. These amounts represent a combination of 15 percent of the total state award plus the total of direct awards by formula to local units of government that do not meet the \$5,000 threshold for local award eligibility. To illustrate, 15 percent of the FFY02 award (\$1,076,940) plus \$824,636 in local awards under the \$5,000 eligibility threshold totals the \$1,901,576 in FFY02 funds that are available for new projects.

In order to present carefully considered recommendations regarding use of FFY02 and FFY03 JAIBG discretionary funds in Illinois, staff and the JCEC considered relevant juvenile justice principles, research and reports, and engaged colleagues from other state agencies in discussions about juvenile justice needs in Illinois.

### **Juvenile Justice Principles**

Staff and the JCEC support juvenile justice programming that:

- Addresses identified juvenile justice needs in Illinois based on empirical evidence and known juvenile justice priorities in Illinois.
- Is evidence-based and consistent with “what-works” principles.
- Improves collection of data describing juvenile offending, juvenile risk and need levels, intervention effectiveness, etc.
- Supports juvenile justice needs in communities and counties that have not benefited directly from previous JAIBG funding, consistent with the JAIBG guideline that states: *If an allocation for a unit of local government is less than \$5,000 during a fiscal year, the amount allocated must be expended by the State on services to units of local government whose allotment is less than such amount. States are encouraged to consult with these units to determine the best use of the funds available in a manner that maximizes the number of such units receiving services. A method of providing services to these units of local government may include providing the amounts to a larger surrounding jurisdiction, such as a county or regional coalition, to provide services to benefit the smaller units. Awarding of funds in this manner must include an assurance by the State that funds available in this manner will be programmed in a manner that maximizes the benefit to units of local government not eligible for an award, rather than simply lumping the additional funding into the larger jurisdiction’s allocation.*
- Is consistent with balanced and restorative justice (BARJ) philosophy and principles, in keeping with the Juvenile Justice Reform Act of 1998.
- Provides the least intrusive intervention necessary given a youth’s risk levels and needs.
- Results in measurable reductions in the frequency and seriousness of reoffending by juveniles and in juvenile justice costs.

#### Relevant Juvenile Justice Research and Reports

Staff and JCEC funding recommendations have also been based upon a review of the following reports identified as relevant to understanding current juvenile justice issues in Illinois and the potential for JAIBG funds to address these issues:

1. The Juvenile Justice section of the *Criminal Justice Plan for Illinois*, June 2001.
2. *Juvenile Crime and Justice System Activities in Illinois: An Overview of Trends*; Prepared by the Research and Analysis Unit of the Illinois Criminal Justice Information Authority, June, 2000.
3. *An Evaluation of the Implementation of Juvenile Justice Reforms in Illinois*; Prepared by the Research and Analysis Unit of the Illinois Criminal Justice Information Authority, June 2002.
4. *Juvenile Detention in Illinois Annual Report, 2000 and 2001*; National Juvenile Detention Association (adopted by the Illinois Juvenile Justice Commission); September 13, 2002.

5. *Commitment, Collaboration, Compliance: Documenting Illinois' Progress in Juvenile Justice*; Futures for Kids in collaboration with the Illinois Juvenile Justice Commission, September, 2002.

#### JAIBG Purpose Areas

On January 28, 2004, the JCEC authorized use of the expanded (from 12 to 16) *JAIBG Purpose Areas* to provide maximum flexibility in the use of FFY02 and FFY03 funds. The original 12 purpose areas and the 16 new purpose areas are defined in the attached Addendum A located behind this memo. All FFY02 and FFY03 allocation recommendations are consistent with one or more of these approved purpose areas.

#### Interagency Collaboration

In early 2003, Authority staff engaged representatives from the Department of Human Services' (DHS) Juvenile Justice Commission and the Administrative Office of the Illinois Courts in wide-ranging discussions about juvenile justice issues and priorities in Illinois. A program concept that addresses many current juvenile justice priorities and concerns for all three agencies emerged from these discussions, and is represented below by a JCEC recommendation for a request for proposals (RFP) for diversion programming using FFY02 and FFY03 JAIBG funds.

#### **FFY02 and FFY03 Funding Recommendations:**

The Juvenile Crime Enforcement Coalition (JCEC) met on January 28, 2004 and, consistent with staff recommendations and the above juvenile justice issues review process, recommends the use of FFY02 and FFY03 unallocated JAIBG funds to support the following projects:

1. The Illinois Department of Corrections has requested, and the JCEC supports, continued JAIBG funding (\$270,000 in FFY02 funds, and \$270,000 in FFY03 funds) for contractual program monitors to support the Department's supervision of juvenile parolees by investigating programs and support services; monitoring youth placements; and tracking youth progress toward goals.
2. Project Bridge: The JCEC and the Authority Budget Committee approved first year funding (\$411,234) for Project Bridge through use of FFY00 (\$62,623) and FFY01 (\$348,611) JAIBG funds. The JCEC recommends use of FFY02 and FFY03 JAIBG funds (contingent upon acceptable Project performance in Year 1) to provide Project Bridge with second-year and third-year funding, thereby providing this project with the same three-year funding cycle provided for initial JAIBG-funded nonformula projects (e.g. Blueprints for Violence Prevention; IDOC Juvenile Parole Improvement).

3. The JCEC recommends FFY02 and FFY03 JAIBG funding (\$199,011 in each funding year) for the Cook County victim-offender mediation program that was originally implemented by Bloom Township nearly four years ago. The Cook County State's Attorney's Juvenile Justice Bureau is willing to administer this award to provide victim-offender mediation services throughout all six judicial circuits within Cook County, and to further development of the Group Home Conferencing Program throughout Cook County. This community-based, volunteer-driven initiative has conducted over 1200 successful mediations (originating from referrals by the Cook County State's Attorney's office) in the last several years, and is at risk due to a lack of funding. In each mediation, balanced and restorative justice principles are applied by providing the victim, the offender, and community stakeholders with a structured opportunity, led by trained volunteers, to discuss the incident, to share how it impacted each person, and to determine how to repair the harms, strengthen relationships, and restore community safety. This program has the strong endorsement of the presiding judge in the Cook County Juvenile Court.
4. The JCEC recommends use of FFY02 JAIBG funds to publish, at a cost of \$18,000, the six "Illinois BARJ Guides" not printed with FFY01 JAIBG funds.
5. The JCEC recommends use of FFY02 and FFY03 JAIBG funding (\$300,000 each funding year) for an RFP in support of programs to divert youth from unnecessary court involvement through: a) early identification of high-risk delinquents, with possible emphasis upon development of model station adjustment procedures consistent with the station adjustment mandates described in the Juvenile Justice Reform Act of 1998; b) assessment of needs and risks using the YASI; c) diversion of lower-risk youth; and d) referral of higher-risk youth for services designed to meet their needs (e.g. through treatment, education and supervision), and to reduce their "risk levels" (e.g. participation in meaningful community service, services for families, restitution, interaction with victims). Acceptable program proposals in response to the RFP would contain performance measurement provisions consistent with JAIBG requirements and would incorporate BARJ principles, address juvenile justice needs in communities and counties that have heretofore been ineligible for direct JAIBG awards, and be consistent with the Illinois Juvenile Justice Reform Act of 1998. Increasing community capacities across the state to provide the types of diversion services envisioned by this RFP offers potential to support the Detention Alternatives and Disproportionate Minority Contact initiatives, while decreasing court backlogs and enabling prosecutorial and defense resources to be better utilized. This initiative also helps Illinois demonstrate compliance with the JAIBG guideline quoted earlier in this memo that requires use of JAIBG funds to support juvenile justice in those communities and counties that do not qualify for direct JAIBG awards by formula.

6. Finally, the JCEC recommends that \$100,000 in FFY02 JAIBG funds be allocated to the Illinois State Police for juvenile DNA testing to help prosecutors hold juveniles accountable for their offenses while reducing court delays.

The following table summarizes staff and JCEC recommendations for available FFY02 and FFY03 JAIBG funds:

<b>Recipient</b>	<b>FFY02 Allocation</b>	<b>FFY03 Allocation</b>
Nonallocated Discretionary Funds	\$1,901,576	\$1,667,832
Projects:		
Illinois Department of Corrections	\$270,000	\$270,000
Project Bridge	\$411,234	\$411,234
Cook County Victim-Offender Mediation	\$199,011	\$199,011
BARJ Guides	\$18,000	
Diversion Programs RFP	\$300,000	\$300,000
Illinois State Police for Juvenile DNA Testing	\$100,000	
Available for other JAIBG-allowable purposes	\$603,331	\$487,587

**FFY03 Direct JAIBG Awards by Formula**

Illinois's FFY03 JAIBG award is \$5,531,842, and the funds will expire December 13, 2005. Federal requirements for the JAIBG program include a 75 percent pass-through to local units of government, based on a formula of two-thirds criminal justice expenses and one-third violent crime data, compared on a statewide basis. Funds are directly distributed to entities that qualify for \$5,000 or more. Using the formula, 87 entities qualify for awards of \$5,000 or more and are listed on the attached Attachment A, which details designation amounts for each specific community.

Staff will be available at the meeting to answer any questions.



**Addendum A: Juvenile Accountability Incentive Block Grant (JAIBG) and Juvenile Accountability Block Grant (JABG) PURPOSE AREAS**

From the JAIBG Guidance Manual, the following twelve purpose areas have directed all allowability decisions regarding FFY98 - FFY01 JAIBG spending:

*The purpose of the JAIBG Program is to provide states and units of local government with funds to develop programs to promote greater accountability in the juvenile justice system. Funds may be used to develop programs in the following 12 program purpose areas established by Congress:*

1. Building, expanding, renovating, or operating temporary or permanent juvenile corrections or detention facilities, including training of correctional personnel.
2. Developing and administering accountability-based sanctions for juvenile offenders.
3. Hiring additional judges, probation officers, and court-appointed defenders, and funding pretrial services for juveniles, to ensure the smooth and expeditious administration of the juvenile justice system.
4. Hiring additional prosecutors, so that more cases involving violent juvenile offenders can be prosecuted and backlogs reduced.
5. Providing funding to enable prosecutors to address drug, gang, and youth violence problems more effectively.
6. Providing funding for technology, equipment, and training to assist prosecutors in identifying and expediting the prosecution of violent juvenile offenders.
7. Providing funding to enable juvenile courts and juvenile probation offices to be more effective and efficient in holding juvenile offenders accountable and reducing recidivism.
8. Establishing court-based juvenile justice programs that target young firearms offenders through the creation of juvenile gun courts for the adjudication and prosecution of juvenile firearms offenders.
9. Establishing drug court programs for juveniles so as to provide continuing supervision over juvenile offenders with substance abuse problems and to provide the integrated administration of other sanctions and services.
10. Establishing and maintaining interagency information-sharing programs that enable the juvenile and criminal justice systems, schools, and social services agencies to make more informed decisions regarding the early identification, control, supervision, and treatment of juveniles who repeatedly commit serious delinquent or criminal acts.
11. Establishing and maintaining accountability-based programs that work with juvenile offenders who are referred by law enforcement agencies or that are designed, in cooperation with law enforcement officials, to protect students and school personnel from drug, gang, and youth violence.
12. Implementing a policy of controlled substance testing for appropriate categories of juveniles within the juvenile justice system.

The following 16 JAIBG purpose areas will govern all allowability decisions regarding FFY04 JAIBG spending, and will be used, as directed by the Illinois Juvenile Crime Enforcement Coalition (JCEC), to determine allowability of JAIBG spending using FFY02 and FFY03 unallocated funds. Each purpose area is followed by a brief indication that is new, or related to one or more of the original 12 purpose areas. Adoption of these purpose areas will provide the JCEC and staff with maximum flexibility in the use of FFY02 and FFY03 funds:

1. Graduated sanctions: Developing, implementing, and administering graduated sanctions for juvenile offenders (NEW).
2. Corrections/detention facilities (JAIBG 1).
3. Court staffing and pretrial services: Hiring juvenile court judges, probation officers, and court-appointed defenders and special advocates, and funding pretrial services (including mental health screening and assessment) for juvenile offenders, to promote the effective and expeditious administration of the juvenile justice system (revises JAIBG 3).
4. Prosecutors (staffing) (JAIBG 4).
5. Prosecutors (funding): Providing funding to enable prosecutors to address drug, gang, and youth violence problems more effectively and for technology, equipment, and training to assist prosecutors in identifying and expediting the prosecution of violent juvenile offenders (combines JAIBG 5 and 6).
6. Training for law enforcement and court personnel: Establishing and maintaining training programs for law enforcement and other court personnel with respect to preventing and controlling juvenile crime (NEW).
7. Juvenile gun courts: Establishing juvenile gun courts for the prosecution and adjudication of juvenile firearms offenders (revises JAIBG 8).
8. Juvenile drug courts (JAIBG 9).
9. Juvenile records system: Establishing and maintaining a system of juvenile records designed to promote public safety (NEW).
10. Information sharing (JAIBG 10).
11. Accountability: Establishing and maintaining accountability-based programs designed to reduce recidivism among juveniles who are referred by law enforcement personnel or agencies (revises JAIBG 2 and 11).
12. Risk and needs assessment: Establishing and maintaining programs to conduct risk and needs assessments of juvenile offenders that facilitate effective early intervention and the provision of comprehensive services, including mental health screening and treatment and substance abuse testing and treatment, to such offenders (NEW, incorporates JAIBG 12).
13. School safety: Establishing and maintaining accountability-based programs that are designed to enhance school safety (revises JAIBG 11).
14. Restorative justice: Establishing and maintaining restorative justice programs (NEW).
15. Juvenile courts and probation: Establishing and maintaining programs to enable juvenile courts and juvenile probation officers to be more effective and efficient in holding juvenile offenders accountable and reducing recidivism (revises JAIBG 7).
16. Detention/corrections personnel: Hiring detention and corrections personnel and establishing and maintaining training programs for such personnel, to improve facility practices and programming (NEW).

**JUVENILE ACCOUNTABILITY INCENTIVE****BLOCK GRANTS PROGRAM****FFY01****ATTACHMENT A***Revised 12/3/03*

<b>Name of Community</b>	<b>County</b>	<b>Initial Amount</b>	<b>Amended Amount</b>	<b>Difference</b>
<i>Direct Funded Programs:</i>				
Champaign	Champaign	\$29,329		
Champaign County	Champaign	\$40,427		
Mattoon	Coles	\$6,564		
Bedford Park	Cook	\$9,328		
Calumet City	Cook	\$11,548		
Chicago	Cook	\$2,659,414		
Chicago Heights	Cook	\$24,795		
Cook County	Cook	\$1,063,738		
Dolton	Cook	\$9,384		
Evanston	Cook	\$28,333		
Evergreen Park	Cook	\$7,155	\$0	(\$7,155)
Forest Park	Cook	\$6,266		
Glenview	Cook	\$9,826		
Harvey	Cook	\$20,016		
Hoffman Estates	Cook	\$14,397		
Matteson	Cook	\$5,304		
<i>Melrose Park Consortium</i>	<i>Cook</i>	<i>\$49,792</i>	<i>\$38,920</i>	<i>(\$10,872)</i>
<i>Melrose Park Consortium</i>	<i>Cook</i>	<i>\$0</i>	<i>\$10,872</i>	<i>\$10,872</i>
Niles	Cook	\$22,545		
Northlake	Cook	\$6,303		
Oak Forest	Cook	\$5,653		
Oak Lawn	Cook	\$14,738	\$0	(\$14,738)
Oak Park	Cook	\$19,399		
Orland Park	Cook	\$13,106		
Palatine	Cook	\$13,284		

<b>Name of Community</b>	<b>County</b>	<b>Initial Amount</b>	<b>Amended Amount</b>	<b>Difference</b>
Park Forest	Cook	\$6,240		
Riverdale	Cook	\$5,370		
Schaumburg	Cook	\$24,385		
Streamwood	Cook	\$14,380		
Tinley Park	Cook	\$10,202		
Wilmette	Cook	\$6,320		
DeKalb County	DeKalb	\$18,174		
Addison	DuPage	\$10,142		
Downers Grove	DuPage	\$11,703		
<i>DuPage County</i>	<i>DuPage</i>	<i>\$146,561</i>	<i>\$110,343</i>	<i>(\$36,218)</i>
<i>DuPage County</i>	<i>DuPage</i>	<i>\$0</i>	<i>\$36,218</i>	<i>\$36,218</i>
Glendale Heights	DuPage	\$7,064		
Roselle	DuPage	\$6,409		
West Chicago	DuPage	\$5,491		
Woodridge	DuPage	\$7,866		
Franklin County	Franklin	\$5,639		
Grundy County	Grundy	\$5,910		
Carbondale	Jackson	\$10,110	\$0	(\$10,110)
Jackson County	Jackson	\$7,908		
Mount Vernon	Jefferson	\$9,977		
Kane County	Kane	\$133,613		
St. Charles	Kane	\$8,179	\$0	(\$8,179)
Kankakee County	Kankakee	\$26,776		
Kendall County	Kendall	\$7,197		
Knox County	Knox	\$16,920		
Gurnee	Lake	\$7,359		
Lake County	Lake	\$159,936		
LaSalle County	LaSalle	\$11,001		
Lee County	Lee	\$7,106		
Macon County	Macon	\$48,429		
Macoupin County	Macoupin	\$6,129		
Alton	Madison	\$11,873	\$0	(\$11,873)

<b>Name of Community</b>	<b>County</b>	<b>Initial Amount</b>	<b>Amended Amount</b>	<b>Difference</b>
Collinsville	Madison	\$5,841		
Madison County	Madison	\$40,714		
McHenry County	McHenry	\$35,177		
Normal	McLean	\$47,605		
Jacksonville	Morgan	\$5,520	\$0	(\$5,520)
Ogle County	Ogle	\$6,943		
Peoria	Peoria	\$79,378		
Rock Island County	Rock Island	\$53,355		
Sangamon County	Sangamon	\$22,846	\$0	(\$22,846)
Springfield	Sangamon	\$56,501		
Alorton	St. Clair	\$5,146		
Belleville	St. Clair	\$10,459		
East St. Louis	St. Clair	\$63,916		
St. Clair County	St. Clair	\$38,161		
Washington Park	St. Clair	\$5,457		
Freeport	Stephenson	\$8,202		
Stephenson County	Stephenson	\$6,024	\$0	(\$6,024)
East Peoria	Tazewell	\$5,827	\$0	(\$5,827)
Pekin	Tazewell	\$9,939		
Vermilion County	Vermilion	\$29,783		
Whiteside County	Whiteside	\$5,996		
Will County	Will	\$131,661		
Williamson County	Williamson	\$6,147		
Winnebago County	Winnebago	\$115,452		
<i>Blueprint Programs:</i>				
Wood Dale	DuPage	\$17,769		
Jefferson County	Jefferson	\$93,912		
Kendall County	Kendall	\$17,820		
Benld	Macoupin	\$76,258		
Macomb	McDonough	\$39,960		
Carbon Cliff	Rock Island	\$87,987		
Warren County	Warren	\$22,259		

<b>Name of Community</b>	<b>County</b>	<b>Initial Amount</b>	<b>Amended Amount</b>	<b>Difference</b>
<i>Probation Programs:</i>				
DuPage County	DuPage	\$199,685		
Macon County	Macon	\$149,400		
Will County	Will	\$184,500		
<i>Mediation Program:</i>				
Bloom Township Mediation Project	Cook	\$135,000		
<i>Offender Reintegration Program</i>				
Chicago Project Bridge	Cook	\$348,611		
<i>State Agency:</i>				
Illinois Department of Corrections		\$1,200,000		
<i>BARJ Projects</i>				
State-level Juvenile Justice Summit		\$0	\$45,000	\$45,000
Illinois BARJ Guides		\$0	\$18,000	\$18,000
BARJ Training		\$0	\$29,272	\$29,272
<b>Total</b>		<b>\$8,224,224</b>		
<i>Administrative Funds*</i>				
		\$399,181	\$469,379	\$70,198
<b>Grand Total</b>		<b>\$8,623,405</b>	<b>\$8,693,603</b>	<b>\$65,389</b>

\* Includes \$73,503 in interest earned through February 6, 2004.

**JUVENILE ACCOUNTABILITY INCENTIVE  
BLOCK GRANTS PROGRAM  
FFY02  
ATTACHMENT A - Revised 8/1/03**

<b>Name of Community</b>	<b>County</b>	<b>Initial Amount</b>	<b>Amended Amount</b>	<b>Difference</b>
<i>Direct Funded Programs:</i>				
Champaign	Champaign	\$25,268		
Champaign County	Champaign	\$30,237		
Mattoon	Coles	\$5,609		
Bedford Park	Cook	\$7,691		
Berwyn	Cook	\$8,644		
Buffalo Grove	Cook	\$7,939		
Calumet City	Cook	\$9,939		
Chicago	Cook	\$2,177,431		
Chicago Heights	Cook	\$19,425		
Cook County	Cook	\$859,516		
Dolton	Cook	\$7,669		
Evanston	Cook	\$23,662		
Forest Park	Cook	\$5,237		
Glenview	Cook	\$8,016		
Harvey	Cook	\$15,063		
Hoffman Estates	Cook	\$12,204		
Markham	Cook	\$17,313		
Melrose Park	Cook	\$41,534		
Mount Prospect	Cook	\$14,633		
Niles	Cook	\$6,677		
Oak Lawn	Cook	\$12,259		
Oak Park	Cook	\$16,344		
Orland Park	Cook	\$10,927		
Palatine	Cook	\$11,569		
Park Forest	Cook	\$5,250		
Schaumburg*(Schaumburg Twp.)	Cook	\$20,374		
Schiller Park	Cook	\$6,910		
Skokie	Cook	\$12,700		
Streamwood	Cook	\$13,637		

**JUVENILE ACCOUNTABILITY INCENTIVE  
BLOCK GRANTS PROGRAM  
FFY03  
ATTACHMENT A**

<b>Name of Community</b>	<b>County</b>	<b>Award Amount</b>	<b>Match Amount</b>
<i>Direct Funded Programs:</i>			
Quincy	Adams	\$8,906	\$990
Champaign	Champaign	\$18,687	\$2,076
Champaign County	Champaign	\$13,211	\$1,468
Urbana	Champaign	\$9,709	\$1,079
Arlington Heights	Cook	\$10,355	\$1,151
Bedford Park	Cook	\$5,649	\$628
Bellwood	Cook	\$6,240	\$693
Berwyn	Cook	\$6,466	\$718
Broadview	Cook	\$7,300	\$811
Buffalo Grove	Cook	\$5,815	\$646
Chicago	Cook	\$1,609,467	\$178,830
Chicago Heights	Cook	\$14,008	\$1,556
Cicero	Cook	\$15,738	\$1,749
Cook County	Cook	\$602,725	\$66,969
Des Plaines	Cook	\$9,884	\$1,098
Dolton	Cook	\$5,499	\$611
Elk Grove Village	Cook	\$6,566	\$730
Evanston	Cook	\$17,420	\$1,936
Glenview	Cook	\$5,939	\$660
Harvey	Cook	\$10,861	\$1,207
Hoffman Estates	Cook	\$9,150	\$1,017
Lansing	Cook	\$5,492	\$610
Markham	Cook	\$14,858	\$1,651
Maywood	Cook	\$12,046	\$1,338



<b>Name of Community</b>	<b>County</b>	<b>Award Amount</b>	<b>Match Amount</b>
Melrose Park	Cook	\$5,109	\$568
Mount Prospect	Cook	\$11,060	\$1,229
Northbrook	Cook	\$6,449	\$717
Oak Lawn	Cook	\$9,054	\$1,006
Oak Park	Cook	\$12,317	\$1,369
Orland Park	Cook	\$7,981	\$887
Palatine	Cook	\$8,696	\$966
Rosemont	Cook	\$6,107	\$679
De Kalb County	De Kalb	\$5,991	\$666
De Kalb	De Kalb	\$5,661	\$629
Addison	Du Page	\$6,489	\$721
Carol Stream	Du Page	\$5,914	\$657
Downers Grove	Du Page	\$7,075	\$786
DuPage County	Du Page	\$49,059	\$5,451
Elmhurst	Du Page	\$7,069	\$785
Lombard	Du Page	\$5,886	\$654
Naperville	Du Page	\$15,794	\$1,755
Wheaton	Du Page	\$6,077	\$675
Carbondale	Jackson	\$7,039	\$782
Mount Vernon	Jefferson	\$8,546	\$950
Aurora	Kane	\$33,595	\$3,733
Elgin	Kane	\$18,444	\$2,049
Kane County	Kane	\$27,316	\$3,035
St. Charles	Kane	\$5,372	\$597
Kankakee County	Kankakee	\$8,015	\$891
Kankakee	Kankakee	\$8,581	\$953
Galesburg	Knox	\$6,252	\$695
La Salle County	La Salle	\$6,779	\$753
Gurnee	Lake	\$5,649	\$628
Highland Park	Lake	\$5,372	\$597
Lake County	Lake	\$36,117	\$4,013
North Chicago	Lake	\$6,346	\$705

<b>Name of Community</b>	<b>County</b>	<b>Award Amount</b>	<b>Match Amount</b>
Waukegan	Lake	\$16,871	\$1,875
Zion	Lake	\$6,034	\$670
Decatur	Macon	\$21,546	\$2,394
Macon County	Macon	\$8,549	\$950
Alton	Madison	\$8,695	\$966
Granite City	Madison	\$9,288	\$1,032
Madison County	Madison	\$16,201	\$1,800
McHenry County	McHenry	\$17,175	\$1,908
Bloomington	McLean	\$13,525	\$1,503
McLean County	McLean	\$10,886	\$1,210
Normal	McLean	\$6,560	\$729
Peoria	Peoria	\$31,922	\$3,547
Peoria County	Peoria	\$18,754	\$2,084
Moline	Rock Island	\$8,243	\$916
Rock Island County	Rock Island	\$8,737	\$971
Rock Island	Rock Island	\$12,268	\$1,363
Sangamon County	Sangamon	\$13,664	\$1,518
Springfield	Sangamon	\$37,042	\$4,116
Belleville	St. Clair	\$7,316	\$813
East St. Louis	St. Clair	\$40,733	\$4,526
St. Clair County	St. Clair	\$16,813	\$1,868
Freeport	Stephenson	\$5,406	\$601
Pekin	Tazewell	\$6,960	\$773
Tazewell County	Tazewell	\$5,145	\$572
Danville	Vermilion	\$12,137	\$1,349
Vermilion County	Vermilion	\$5,985	\$665
Bolingbrook	Will	\$9,613	\$1,068
Joliet	Will	\$26,931	\$2,992
Will County	Will	\$39,258	\$4,362
Rockford	Winnebago	\$43,060	\$4,784
Winnebago County	Winnebago	\$28,305	\$3,145

<b>Name of Community</b>	<b>County</b>	<b>Award Amount</b>	<b>Match Amount</b>
<i>Offender Reintegration Program</i>			
Chicago Project Bridge	Cook	\$411,234	\$45,693
<i>Mediation Program</i>			
Cook County	Cook	\$199,011	\$22,112
<i>State Agency</i>			
Illinois Department of Corrections		\$270,000	\$30,000
<i>RFP Set-Aside</i>			
Diversion Programs RFP		\$300,000	\$33,333
<b>TOTAL</b>		<b>\$4,491,069</b>	<b>\$506,674</b>
UNALLOCATED TOTAL		\$487,589	\$54,177
ADMINISTRATION		\$553,184	\$61,465
<b>GRAND TOTAL</b>		<b>\$5,531,842</b>	<b>\$614,649</b>

<b>Name of Community</b>	<b>County</b>	<b>Initial Amount</b>	<b>Amended Amount</b>	<b>Difference</b>
Tinley Park	Cook	\$8,541		
Wilmette	Cook	\$5,315		
De Kalb County	De Kalb	\$16,117		
Addison	Du Page	\$8,589		
Bensenville	Du Page	\$5,273		
Downers Grove*(Downers Grove Tw	Du Page	\$9,658		
DuPage County	Du Page	\$108,722		
Glendale Heights	Du Page	\$6,148		
Lombard	Du Page	\$7,899		
Woodridge	Du Page	\$6,675		
Jackson County	Jackson	\$6,567		
Mount Vernon	Jefferson	\$8,705		
Kane County	Kane	\$114,408		
St. Charles	Kane	\$7,137		
Kankakee County	Kankakee	\$22,509		
Kendall County	Kendall	\$6,023		
Knox County	Knox	\$14,523		
La Salle County	La Salle	\$9,155		
Gurnee	Lake	\$7,648		
Lake County	Lake	\$99,599		
Round Lake Beach	Lake	\$6,239		
Lee County	Lee	\$6,144		
Macon County	Macon	\$40,451		
Madison County	Madison	\$32,538		
Crystal Lake	McHenry	\$6,159		
McHenry County	McHenry	\$23,401		
Normal	McLean	\$40,458		
Ogle County	Ogle	\$5,553		
Peoria	Peoria	\$68,617		
East Moline	Rock Island	\$5,624		
Rock Island County	Rock Island	\$39,697		
Springfield	Sangamon	\$48,054		
Belleville	St. Clair	\$9,341		
East St. Louis	St. Clair	\$57,010		
Washington Park	St. Clair	\$5,114		

<b>Name of Community</b>	<b>County</b>	<b>Initial Amount</b>	<b>Amended Amount</b>	<b>Difference</b>
St. Clair County	St.Clair	\$23,008		
Freeport	Stephenson	\$7,526		
Pekin	Tazewell	\$9,135		
Vermilion County	Vermilion	\$24,839		
Bolingbrook	Will	\$13,171		
Will County	Will	\$93,538		
Williamson County	Williamson	\$5,284		
Winnebago County	Winnebago	\$96,275		
<i>Offender Reintegration Program</i>				
Chicago Project Bridge	Cook	\$0	\$411,234	\$411,234
<i>Mediation Program</i>				
Cook County	Cook	\$0	\$199,011	\$199,011
<i>State Agency</i>				
Illinois Department of Corrections		\$0	\$270,000	\$270,000
Illinois State Police		\$0	\$100,000	\$100,000
<i>RFP Set-Aside</i>				
Diversion Programs RFP		\$0	\$300,000	\$300,000
<i>BARJ Project</i>				
Illinois BARJ Guides		\$0	\$18,000	\$18,000
<b>TOTAL</b>		<b>\$4,560,064</b>		
UNALLOCATED		\$1,901,576	\$603,331	(\$1,298,245)
ADMINISTRATION**		\$717,960	\$727,133	\$9,173
<b>GRAND TOTAL</b>		<b>\$7,179,600</b>	<b>\$7,188,773</b>	<b>\$9,173</b>

\* Municipality is waiving to governmental entity indicated in parentheses.

\*\* Includes \$9,173 in interest earned through February 6, 2004.



**ILLINOIS  
CRIMINAL JUSTICE  
INFORMATION AUTHORITY**

120 South Riverside Plaza • Suite 1016 • Chicago, Illinois 60606 • (312) 793-8550

**MEMORANDUM**

**To:** Budget Committee Members

**From:** Mary L. Milano

**Date:** February 10, 2004

**Subject:** **FFY99 Violence Against Women Act Adjustment #11**  
**FFY00 Violence Against Women Act Adjustment #6**  
**FFY01 Violence Against Women Act Adjustment #3**  
**FFY02 Violence Against Women Act Adjustment #1**

This memo describes proposed adjustments to FFY99 through FFY02 Violence Against Women Act (VAWA) plans.

**DESIGNATION REDUCTIONS**

The following table details the funds lapsing from FFY99 and FFY00. Staff recommends that these funds be rescinded and added to other undesignated funds. As the table below shows, the Chicago Police Department (CPD) is lapsing funds for its domestic violence law enforcement program due to lower than anticipated costs for community education. In addition, CPD received \$94,736 in FFY00 funds for their sexual assault law enforcement program. They have indicated that the funds would be best used in assisting in the reduction of the DNA analysis backlog. Because the Illinois State Police (ISP) is the entity charged with the task of DNA analysis for CPD, staff requests that FFY00 funds designated to CPD be rescinded for this purpose.

The table below summarizes the lapse funds for FFY99 and FFY00:

DESIGNEE	FREASON FOR LAPSE/RESCISSION	FEDERAL FISCAL YEAR	
		1999	2000
Chicago Police Department	Funds lapsed due to reduced costs for publication of material	\$13,925	
Illinois State Police	End of program period	\$535	
Chicago Police Department	Funds are being rescinded to analysis CPD's DNA backlog cases		\$94,736
McLean County Sheriff's Department	End of program period		\$8,240
St. Clair County	End of program period		\$8,022

## **RECOMMENDED DESIGNATIONS**

### **Sexual Assault DNA Analysis**

The ISP is the agency charged with analyzing all DNA for the CPD. CPD has indicated that the funds they receive for sexual assault law enforcement would best be used to reduce their DNA backlog. ISP has done a competitive bid process to contract with a vendor who will analyze these DNA cases. Any additional FFY00 funds designated to ISP will be used to supplement a current interagency agreement with ISP for DNA analysis. This current agreement has funds set aside for expenses incurred by local state's attorneys' offices to bring the expert witnesses in to testify. In addition to the CPD funds that have been rescinded, there are lapsing law enforcement funds that may also be used for this purpose.

Staff recommends that \$102,976 in FFY00 funds be designated to ISP for DNA analysis for sexual assault cases within the CPD.

### **Domestic Violence Multidisciplinary Team Response (Protocol)**

In June 2003 the VAWA Ad Hoc Committee met to review the priorities established at earlier meetings. The Ad Hoc Committee continued the previous priorities. It recommended changing the process to implement the priorities that included the continuation of protocol sites. The committee recommended not using an RFP to determine a small number of domestic violence protocol sites, but, instead, recommended funding a limited number of the previously funded protocol sites that were successful or close to being successful. By funding a small number of the most successful sites, Illinois would be more likely to develop a model or several model programs that could be used or emulated by other counties across the state. Cook County was recommended for funding separately from the funds available for the other protocol sites.

In reviewing the nine previously funded protocol sites, staff noted that in two of the sites a small amount of funds was awarded to fund a small component of a much larger protocol. These protocol sites would continue without any funds from the Authority. It was determined by staff that these two sites would not be recommended for continued funding. Two other sites came to the attention of those reviewing the protocol sites because they had consistent problems that plagued them throughout their periods of performance. These problems consisted of issues such as partners not working together, fiscal and data reports not being submitted until threat of withholding funds, and hostility between the partners. For these reasons, these two protocol sites were not being considered for continued funding.

The remaining five protocol sites were scheduled for visits so that staff could discuss with each site the vision the sites had for future funding as a protocol site. The same issues were discussed at each site. Of the five sites, three sites are being recommended for future funding as a domestic violence protocol site. St. Clair County, McLean County, and Peoria County all had visions that enhanced their current protocol sites.

Each site will have a multidisciplinary team approach to domestic violence where all the partners are housed at the same location. Each site incorporated other community partners that were not being funded by the Authority, but that could provide wrap around services to the victims. In addition, each site seeks to change law enforcement and prosecution procedures to make them more aware of the victims and their risk of harm.

Staff recommends that \$545,174 in FFY01 funds be designated to McLean County, \$512,537 in FFY01 funds be designated to Peoria County, and \$477,013 in FFY01 and \$132,749 in FFY02 funds be designated to St. Clair County for the domestic violence protocol. Staff will discuss with each site the possibility of one award per FFY to the county versus multiple awards to each entity within the county. Staff is requesting permission to use its discretion to determine the implementing agencies. Staff will report back at the next budget committee meeting who the implementing agencies are.

### Domestic Violence and Sexual Assault Prosecution

As mentioned above, the Ad Hoc Committee recommended continuing Cook County as a domestic violence protocol site. Like other protocol sites, Cook County would like to enhance its services for victims of domestic violence. The Cook County State's Attorney's Office (CCSAO) is proposing an overall shift in the way prosecutors respond to violence against women. The CCSAO will shift all sexual assault and domestic violence felony review cases to a "Violence Against Women Unit." In that unit, prosecutors who specialize in domestic violence and sexual assault would handle the cases from felony review through prosecution. This will increase the number of cases that are approved for felony charges and provide improved services to the victims. The current sexual assault program funded under VAWA supports the salary of one felony review specialist for sex offenses. In addition, the CCSAO funds one felony trial specialist and has added a second specialist that will match any additional funding.

Staff recommends that \$225,846 in FFY02 funds be designated to the Cook County State's Attorney's Office for domestic violence and sexual assault prosecution programs.

In addition, the Chicago Police Department and the Mayor's Office on Domestic Violence are in the process of improving their responses to victims of domestic violence. They are developing a way of flagging high-risk cases as a way to increase the services that are provided to the victims. This enhancement is still in the development stage, but will work in collaboration with the CCSAO's enhancement.

### Domestic Violence Law Enforcement

The Attorney General's Office (AGO) is proposing a pilot program to increase the number of domestic violence offenders who are served with Orders of Protection. This program would develop short forms that law enforcement officers can keep in their vehicles. When officers encounter an individual through a traffic stop or other means, and they become aware through LEADS of an Order of Protection that needs to be served, these officers can serve the offender immediately with a short form notice. The AGO will work with sheriff, chiefs of police, campus police, prosecutors, clerks, the judiciary, and domestic violence



advocates in the development of these forms. Once the forms are developed the program will be implemented in three law enforcement sites. The short form notification should increase the number of served Orders of Protection and successful Violation of Order of Protection charges.

Staff recommends that \$32,551 in FFY01 funds be designated to the Office of the Attorney General for the Order of Protection Short Form Pilot Program.

The following table summarizes these funding recommendations.

DESIGNEE	FUNDING PURPOSE	FEDERAL FISCAL YEAR		
		2000	2001	2002
Illinois State Police	To support the outsourcing DNA analysis cases	\$102,976		
McLean County	To support a multidisciplinary team domestic violence protocol		\$545,174	
Peoria County	To support a multidisciplinary team domestic violence protocol		\$512,537	
Office of the Illinois Attorney General	To support the implementation of a Order of Protection Short Form Pilot Program		\$32,551	
St. Clair County	To support a multidisciplinary team domestic violence protocol		\$477,013	\$132,749
Cook County State's Attorney's Office	To enhance the domestic violence and sexual assault prosecution programs			\$225,846

Staff will be available at the meeting to answer any questions.

**S.T.O.P. VIOLENCE AGAINST WOMEN  
FFY99 PLAN  
ATTACHMENT A**

VAWA FFY99  
February 24, 2004

	Law Enforcement	Prosecution	Service Providers	Discretionary	Total Federal Amount	Required Match
<b>PURPOSE 1: TRAINING</b>						
<b>Program Title: Sexual Assault Guideline Training</b>						
Kankakee County Sheriff's Department	\$31,200				\$31,200	\$10,400
Office of the States Attorney's Appellate Prosecutor		\$30,000			\$30,000	\$10,000
<b>Program Title: Sexual Assault Law Enforcement Training</b>						
Illinois State Police	\$19,521				\$19,521	\$6,507
Illinois State Police	\$58,370				\$58,370	\$19,457
<b>PURPOSE 2: SPECIALIZED UNITS</b>						
<b>Program Title: Domestic Violence Prosecution</b>						
Kane County State's Attorney's Office	\$51,563	\$208,540			\$260,103	\$86,701
St. Clair County		\$28,500		\$54,805	\$83,305	\$27,768
Winnebago County State's Attorney's Office		\$75,150		\$2,500	\$77,650	\$25,883
Sangamon County State's Attorney's Office		\$37,094			\$37,094	\$12,365
McLean County State's Attorney's Office		\$66,650		\$5,000	\$71,650	\$23,883
Cook County State's Attorney's Office		\$115,371		\$18,970	\$134,341	\$44,780
Cook County State's Attorney's Office		\$201,500			\$201,500	\$67,167
Peoria County State's Attorney's Office		\$35,385			\$35,385	\$11,795
Cook County State's Attorney's Office		\$57,600			\$57,600	\$19,200
Macon County State's Attorney's Office		\$138,982			\$138,982	\$46,327
Peoria County State's Attorney's Office		\$36,920			\$36,920	\$12,307
<b>Program Title: Batterers Services</b>						
Provident Counseling				\$5,670	\$5,670	\$1,890
<b>Program Title: Domestic Violence Law Enforcement</b>						
Peoria Police Department	\$39,900				\$39,900	\$13,300
Winnebago Sheriff's Office	\$110,000				\$110,000	\$36,667
Springfield Police Department	\$54,299				\$54,299	\$18,100
Normal Police Department	\$0				\$0	\$0
McLean County	\$75,338				\$75,338	\$25,113
Chicago Police Department	\$116,075				\$116,075	\$38,692
St. Clair County	\$100,000				\$100,000	\$33,333
Granite City Police Department	\$0				\$0	\$0
Macon County Sheriff's Office	\$34,084				\$34,084	\$11,361
Decatur Police Department	\$42,882				\$42,882	\$14,294
City of Chicago	\$68,263				\$68,263	\$22,754

	Law Enforcement	Prosecution	Service Providers	Discretionary	Total Federal Amount	Required Match
<b>Program Title: Sexual Assault Law Enforcement</b> Chicago Police Department	\$15,253				\$15,253	\$5,084
<b>Program Title: Sexual Assault DNA Analysis</b> Illinois State Police	\$416,214				\$416,214	\$138,738
<b>Program Title: Sex Offender Prosecution</b> Cook County State's Attorney's Office		\$172,245			\$172,245	\$57,415
<b>PURPOSE 5: VICTIM SERVICES</b>						
<b>Program Title: Services for Underserved Areas or Victim Groups</b> Illinois Coalition Against Domestic Violence			\$639,469		\$639,469	\$0
Illinois Coalition Against Sexual Assault			\$639,469		\$639,469	\$0
<b>Program Title: Services to Female Inmates</b> Illinois Department of Corrections				\$90,000	\$90,000	\$30,000
<b>Program Title: Sexual Assault Guideline Implementation</b> KC - CASA	\$11,656			\$32,477	\$44,133	\$3,886
KC - CASA				\$30,930	\$30,930	\$0
<b>Program Title: Domestic Violence Protocol Implementation</b> Kane County				\$0	\$0	\$0
Mutual Ground				\$39,375	\$39,375	\$0
Mutual Ground				\$19,690	\$19,690	\$0
Community Crisis Center				\$39,375	\$39,375	\$0
Women's Crisis Center of Metro East				\$18,900	\$18,900	\$0
Women's Crisis Center of Metro East				\$27,616	\$27,616	\$0
WAVE Domestic Violence Services				\$75,488	\$75,488	\$0
WAVE Domestic Violence Services				\$75,488	\$75,488	\$0
Sojourn Shelter				\$82,600	\$82,600	\$0
Sangamon County				\$13,860	\$13,860	\$4,620
Countering Domestic Violence				\$39,323	\$39,323	\$0
Countering Domestic Violence				\$19,690	\$19,690	\$0
ADV & SAS				\$79,631	\$79,631	\$0
Center for Prevention of Abuse	\$18,809			\$99,350	\$118,159	\$6,270
Phoenix Crisis Center				\$28,200	\$28,200	\$0
Dove Inc.				\$30,000	\$30,000	\$0

	<b>Law Enforcement</b>	<b>Prosecution</b>	<b>Service Providers</b>	<b>Discretionary</b>	<b>Total Federal Amount</b>	
<b>Program Title: Chicago Domestic Violence Hotline</b> City of Chicago				\$350,000	\$350,000	\$116,667
<b>Program Title: Domestic Violence Resource Center</b> Cook County State's Attorney's Office		\$75,000			\$75,000	\$25,000
<b>Reserves for Sexual Assault Guideline Implementation Programs</b>	\$0	\$0		\$0	\$0	\$0
<b>Reserves for Continuation of Current Programs</b>	\$0	\$0		\$0	\$0	\$0
<b>TOTALS</b>	\$1,263,427	\$1,278,937	\$1,278,938	\$1,278,938	\$5,100,240	\$1,027,724
<b>FUNDS REMAINING</b>	\$15,510	\$0	\$0	\$0	\$15,510	

VAWA FFY99 fund life expires February 28, 2004.

**S.T.O.P. VIOLENCE AGAINST WOMEN  
FFY00 PLAN  
ATTACHMENT A - \*Revised 5/15/03**

	Law Enforcement	Prosecution	Service Providers	Discretionary	Total Federal Amount	Required Match
<b>PURPOSE 1: TRAINING</b>						
<b>Program Title: Prosecutor Training on SA &amp; DV</b>						
Office of the State's Attorney's Appellate Prosecutor		\$14,129		\$15,871	\$30,000	\$10,000
<b>PURPOSE 2: SPECIALIZED UNITS</b>						
<b>Program Title: Domestic Violence Prosecution</b>						
Kane County State's Attorney's Office	\$52,735	\$208,540			\$261,275	\$87,092
St. Clair County		\$20,478		\$63,250	\$83,728	\$27,909
Winnebago County State's Attorney's Office		\$75,150		\$2,500	\$77,650	\$25,883
Winnebago County State's Attorney's Office		\$37,086			\$37,086	\$12,362
Sangamon County State's Attorney's Office		\$37,094			\$37,094	\$12,365
McLean County State's Attorney's Office		\$66,650		\$5,000	\$71,650	\$23,883
Cook County State's Attorney's Office		\$201,500			\$201,500	\$67,167
Peoria County State's Attorney's Office		\$35,385			\$35,385	\$11,795
Cook County State's Attorney's Office		\$57,600			\$57,600	\$19,200
Macon County State's Attorney's Office		\$138,982			\$138,982	\$46,327
<b>Program Title: Batterers Services</b>						
Provident Counseling				\$5,670	\$5,670	\$1,890
<b>Program Title: Domestic Violence Law Enforcement</b>						
Springfield Police Department	\$54,299				\$54,299	\$18,100
Normal Police Department	\$0				\$0	\$0
McLean County	\$77,056				\$77,056	\$25,685
Chicago Police Department	\$130,000				\$130,000	\$43,333
St. Clair County	\$100,000				\$100,000	\$33,333
Winnebago Cty. Sheriff's Department	\$110,000				\$110,000	\$36,667
Macon Cty. Sheriff's Department	\$34,084				\$34,084	\$11,361
Decatur Police Department	\$42,882				\$42,882	\$14,294
Granite City Police Department	\$153,250				\$153,250	\$51,083
Peoria Police Department	\$39,000				\$39,000	\$13,000
Kankakee County Sheriff's Department	\$31,200				\$31,200	\$10,400

**S.T.O.P. VIOLENCE AGAINST WOMEN  
FFY01 PLAN  
ATTACHMENT A**

	<b>Law Enforcement</b>	<b>Prosecution</b>	<b>Service Providers</b>	<b>Courts</b>	<b>Discretionary</b>	<b>Total Federal Amount</b>	<b>Required Match</b>
<b>PURPOSE: SPECIALIZED UNITS</b>							
<b>Program Title: Domestic Violence Prosecution</b>							
Cook County State's Attorney's Office		\$57,600				\$57,600	\$0
Cook County State's Attorney's Office		\$201,500				\$201,500	\$0
<b>Program Title: Sexual Assault Prosecution</b>							
Cook County State's Attorney's Office		\$172,245				\$172,245	\$0
<b>Program Title: Domestic Violence Multi-disciplinary Team Response</b>							
McLean County	\$267,186	\$95,482		\$88,392	\$94,114	\$545,174	\$0
Peoria County	\$112,358	\$235,615		\$76,202	\$88,362	\$512,537	\$0
St. Clair County	\$275,625	\$201,388				\$477,013	\$0
<b>Program Title: Domestic Violence Law Enforcement</b>							
Illinois Attorney General's Office	\$32,551					\$32,551	\$0
<b>PURPOSE: VICTIM SERVICES</b>							
<b>Program Title: Services for Underserved Areas or Victim Groups</b>							
Illinois Coalition Against Domestic Violence			\$588,667			\$588,667	\$0
Illinois Coalition Against Sexual Assault			\$588,667			\$588,667	\$0

	<b>Law Enforcement</b>	<b>Prosecution</b>	<b>Service Providers</b>	<b>Courts</b>	<b>Discretionary</b>	<b>Total Federal Amount</b>	<b>Required Match</b>
<b>Program Title: Transitional Housing Services</b>							
Phase / Wave					\$17,925	\$17,925	\$0
Quanada					\$30,000	\$30,000	\$0
Safe Passage					\$9,240	\$9,240	\$0
Swan					\$80,800	\$80,800	\$0
YWCA of Freeport					\$22,560	\$22,560	\$0
Apna Ghar					\$27,080	\$27,080	\$0
Crisis Center for South Suburbia					\$20,520	\$20,520	\$0
Hamdard Center					\$41,544	\$41,544	\$0
Kan-Win					\$42,840	\$42,840	\$0
Mutual Ground					\$42,600	\$42,600	\$0
<b>TOTALS</b>	\$687,720	\$963,830	\$1,177,334	\$164,594	\$517,585	\$3,511,063	\$0
<b>FUNDS REMAINING</b>	\$293,392	\$17,282	\$0	\$31,628	\$71,085	\$413,387	

	Law Enforcement	Prosecution	Service Providers	Discretionary	Total Federal Amount	Required Match
<b>Program Title: Sexual Assault Law Enforcement</b> <i>Chicago Police Department</i>	\$0				\$0	\$0
<b>Program Title: Sexual Assault DNA Analysis</b> Illinos State Police	\$356,768				\$356,768	\$118,923
<b>Program Title: Sex Offender Prosecution</b> Cook County State's Attorney's Office		\$235,159		\$17,103	\$252,262	\$84,087
<b>PURPOSE 5: VICTIM SERVICES</b>						
<b>Program Title: Services for Underserved Areas or Victim Groups</b>						
Illinois Coalition Against Domestic Violence			\$559,946		\$559,946	\$0
Illinois Coalition Against Domestic Violence			\$45,442		\$45,442	\$0
Illinois Coalition Against Sexual Assault			\$605,388		\$605,388	\$0
<b>Program Title: Services to Female Inmates</b> Illinois Department of Corrections				\$90,000	\$90,000	\$30,000
<b>Program Title: Sexual Assault Guideline Implementation</b> KC - CASA	\$5,856			\$32,477	\$38,333	\$1,952
<b>Program Title: Domestic Violence Protocol Implementation</b>						
Kane County				\$0	\$0	\$0
Mutual Ground				\$39,375	\$39,375	\$0
Community Crisis Center				\$39,375	\$39,375	\$0
Women's Crisis Center of Metro East				\$18,900	\$18,900	\$0
WAVE Domestic Violence Services				\$75,488	\$75,488	\$0
Sojourn Shelter				\$82,600	\$82,600	\$0
Sangamon County				\$13,860	\$13,860	\$4,620
Countering Domestic Violence ADV & SAS				\$39,323	\$39,323	\$0
Center for Prevention of Abuse	\$23,645			\$79,631	\$79,631	\$0
Center for Prevention of Abuse				\$97,692	\$121,337	\$7,882
Phoenix Crisis Center				\$99,350	\$99,350	\$0
Dove, Inc.				\$28,200	\$28,200	\$0
Dove, Inc.				\$30,000	\$30,000	\$0
<b>Program Title: Chicago Domestic Violence Hotline</b> City of Chicago				\$0	\$0	\$0



	Law Enforcement	Prosecution	Service Providers	Discretionary	Total Federal Amount	Required Match
<b>Program Title: Domestic Violence Resource Center</b> Cook County State's Attorney's Office		\$75,000			\$75,000	\$25,000
<b>Program Title: Transitional Housing Services</b>						
Phase / Wave				\$17,925	\$17,925	\$0
Quanada				\$30,000	\$30,000	\$0
Safe Passage				\$9,240	\$9,240	\$0
Swan				\$80,800	\$80,800	\$0
YWCA of Freeport				\$22,560	\$22,560	\$0
Apna Ghar				\$27,080	\$27,080	\$0
Crisis Center for South Suburbia				\$20,520	\$20,520	\$0
Hamdard Center				\$41,544	\$41,544	\$0
Kan-Win				\$42,840	\$42,840	\$0
Mutual Ground				\$42,600	\$42,600	\$0
<b>Reserves for Sexual Assault Guideline Implementation Programs</b>	\$0	\$0		\$0	\$0	\$0
<b>TOTALS</b>	\$1,210,775	\$1,202,753	\$1,210,776	\$1,210,774	\$4,835,078	\$875,594
<b>FUNDS REMAINING</b>	\$0	\$8,022	\$0	\$0	\$8,022	

VAWA FFY00 fund life expires July 31, 2003.

**S.T.O.P. VIOLENCE AGAINST WOMEN  
FFY02 PLAN  
ATTACHMENT A**

	<b>Law Enforcement</b>	<b>Prosecution</b>	<b>Service Providers</b>	<b>Courts</b>	<b>Discretionary</b>	<b>Total Federal Amount</b>	<b>Required Match</b>
<b>PURPOSE: VICTIM SERVICES</b>							
<b>Program Title: Services for Underserved Areas or Victim Groups</b>							
Illinois Coalition Against Domestic Violence			\$704,092			\$704,092	\$0
Illinois Coalition Against Sexual Assault			\$704,093			\$704,093	\$0
<b>PURPOSE: SPECIALIZED UNITS</b>							
<b>Program Title: Domestic Violence and Sexual Assault Prosecution</b>							
Cook County State's Attorney's Office		\$225,846				\$225,846	\$0
<b>Program Title: Domestic Violence Multi-disciplinary Team Response</b>							
St. Clair County				\$46,790	\$85,959	\$132,749	\$0
<b>TOTALS</b>	\$0	\$225,846	\$1,408,185	\$46,790	\$85,959	\$1,766,780	\$0
<b>FUNDS REMAINING</b>	\$1,173,488	\$947,642	\$0	\$187,907	\$618,133	\$2,927,170	

## BUDGET COMMITTEE GRANT DESIGNATION

<b>Date Designated</b>	February 24, 2004		
<b>Program Name</b>	Domestic Violence and Sexual Assault Prosecution		
<b>Impl. Agency</b>	Cook County State's Attorney's Office		
<b>Amount Designated</b>	\$225,846	<b>Fund Source</b>	VAWA FFY02
<b>Program Area</b>	Prosecution		
<b>Program Summary</b>			
<p>The Cook County State's Attorney's Office is proposing an overall shift in the way its prosecutors' offices respond to violence against women. The crimes of domestic violence and sexual assault require different approaches than other types of crimes and other types of victims. Under the Total Response Program, felony domestic violence or sexual assault cases called into the felony review unit by law enforcement would be responded to by one of four specially trained, experienced, and dedicated violence-against-women felony review specialists. This should increase the approval for felony domestic violence and sexual assault cases and increase the need for felony trial assistants.</p>			
<b>Problem Statement</b>			
<p>Ordinarily, in response to a request from law enforcement concerning a possible domestic violence or sexual assault felony, the state's attorney's office sends an assistant state's attorney from the felony review division to determine if felony charges are warranted based on the facts presented by law enforcement, the victim, and the defendant. These assistants deal with a variety of cases, but are not necessarily equipped to handle the particular sensitivities associated with victims of violence against women.</p>			
<b>Goal and Objective</b>			
<p>The goal of the program is to have specialized violence-against-women felony review specialists who will review all violence against women cases for felony approval. By having specialists review the cases more cases will be approved for felony charges. The objectives of the program are to increase cases approved for felony charges and increase the felony caseload by increasing the number of assistant state's attorneys who are specialized in violence against women.</p>			
<b>Program Strategy</b>			
<p>The Cook County State's Attorney's Office proposes creating a new Violence Against Women Unit for felony review. All cases that pertain to female victims will go through felony review specialists who are trained in domestic violence and sexual assault. In addition, the office would add a felony trial assistant in domestic violence and sexual assault to handle the increase in felony cases due to the specialized review.</p>			

## BUDGET COMMITTEE GRANT DESIGNATION

<b>Date Designated</b>	February 24, 2004		
<b>Program Name</b>	Order of Protection Pilot Program		
<b>Impl. Agency</b>	Illinois Attorney General		
<b>Amount Designated</b>	\$28,150	<b>Fund Source</b>	Violence Against Women Act FFY01
<b>Program Area</b>	Law Enforcement		

### Program Summary

The Illinois Attorney General's Office (AGO) is proposing to print and pilot the short form notification in two Illinois State Police Districts and one Chicago area. This will allow for more offenders to be served with orders of protection. These pilot sites will be introduced to the short form and all local law enforcement agencies will be given pads for daily use.

### Problem Statement

Approximately 60,000 Orders of Protection were issued in Illinois in 2001. However, there are a significant number of Orders that never are served. In 2001 the Illinois General Assembly passed a law creating the Order of Protection Short Form Notification (725 ILCS 5/112A-22). This law requires the Attorney General to provide adequate copies to law enforcement agencies in this state. Currently if a domestic violence victim obtains an emergency Order of Protection, but the respondent is never served, the respondent is not bound by the Order. Short form notification will increase the likelihood that a respondent will be served.

### Goal and Objective

The goal of this project is to have law enforcement agencies serve more orders of protection by using the short form notification during routine law enforcement activities.

The objective of this project is to print and pilot the short form notification in two Illinois State Police Districts and one Chicago Area.

### Program Strategy

The AGO will print and distribute 1,500 pads of Order of Protection short forms to local law enforcement agencies in three pilot site areas. They will convene three workshops within each pilot site over a one year period, first to introduce the form and to train on its use, second to reinforce its value and check-in with participants, and finally to evaluate its effectiveness.

## BUDGET COMMITTEE GRANT DESIGNATION

<b>Date Designated</b>	February 24, 2004		
<b>Program Name</b>	Sexual Assault DNA Analysis Program		
<b>Impl. Agency</b>	Illinois State Police		
<b>Amount Designated</b>	\$102,976	<b>Fund Source</b>	VAWA FFY00
<b>Program Area</b>	Law Enforcement		
<b>Program Summary</b>			
<p>DNA analysis is one of the major forensic services the Illinois State Police (ISP) laboratory system provides law enforcement agencies to assist in the investigation and prosecution of sexual assault cases. Reduction of the current backlog of DNA cases will enhance the ability of law enforcement agencies to solve and successfully prosecute these cases. This designation would permit the ISP laboratory system to outsource the analysis of DNA evidence in sexual assault cases, thereby reducing the backlog of unprocessed sexual assault evidence.</p>			
<b>Problem Statement</b>			
<p>The ISP laboratory system has a current backlog of over 1,200 cases for DNA Sexual Assault analysis. Many of these cases come from Cook County and Chicago. With current staffing limitations it would take approximately 17 months to complete the backlog provided no new DNA cases were received. Outsourcing the analysis of DNA evidence will reduce the current backlog and will provide law enforcement agencies with additional information to be used in solving these cases.</p>			
<b>Goal and Objective</b>			
<p>The goal of the program is to reduce the DNA backlog of Chicago Police cases in the ISP laboratory system. ISP will outsource probative case samples from DNA evidence to a private vendor for analysis. The expected benefit is that DNA case results will be available more expediently for use by law enforcement agencies and prosecutors.</p>			
<b>Program Strategy</b>			
<p>ISP will identify Chicago DNA sexual assault cases for outsourcing. All initial forensic biology prescreening will be done using ISP resources. Probative case samples from these identified cases will be forwarded to a private vendor for DNA analysis. DNA results will be returned to the originating laboratory and will be entered into the DNA CODIS database. Case results will then be searched against convicted sexual offenders and other unsolved DNA cases.</p>			

## BUDGET COMMITTEE GRANT DESIGNATION

<b>Date Designated</b>	February 24, 2004		
<b>Program Name</b>	Domestic Violence Multidisciplinary Team Response		
<b>Impl. Agency</b>	McLean County		
<b>Amount Designated</b>	\$545,174	<b>Fund Source</b>	VAWA FFY01
<b>Program Area</b>	Prosecution/Law Enforcement/Courts/Victim Services		
<b>Program Summary</b>			
<p>McLean County proposes enhancing its response to domestic violence through law enforcement, prosecution, court, and victim service efforts. The domestic violence enhanced response team approach will be used, based on protocols that are already in place.</p>			
<b>Problem Statement</b>			
<p>All the policies and protocols ever created will not facilitate change unless people are in place to implement and enforce the terms. A pro-arrest policy in domestic violence will fail if the court system is so overburdened that it cannot address added cases. Police officers discovered that arrests are dropped and the officer becomes less inclined to make continuing arrests, particularly in less severe cases. Therefore, the need for people to be committed to reducing domestic violence and holding offenders accountable is great.</p>			
<b>Goal and Objective</b>			
<p>The goal of the program is to maintain and enhance advancements currently in place to best provide safety and support to victims of interpersonal violence and abuse and to hold abusers accountable. The objectives of the program are to maintain and enhance a dedicated domestic violence court and have a centralized location for all victims to receive services.</p>			
<b>Program Strategy</b>			
<p>Peoria County will utilize law enforcement, prosecution, the courts, victim services, and a project coordinator to ensure that the enhanced response team works with victims that are high on the lethality assessment to ensure that they remain safe and that the offender is held accountable. The prosecution will have vertical prosecution, the probation office will work closely with the prosecution, law enforcement will have specialized domestic violence officers, and the victims will receive needed services.</p>			

## BUDGET COMMITTEE GRANT DESIGNATION

<b>Date Designated</b>	February 24, 2004		
<b>Program Name</b>	Domestic Violence Multidisciplinary Team Response		
<b>Impl. Agency</b>	Peoria County		
<b>Amount Designated</b>	\$512,537	<b>Fund Source</b>	VAWA FFY01
<b>Program Area</b>	Prosecution/Law Enforcement/Courts/Victim Services		
<b>Program Summary</b>			
<p>Peoria County proposes establishing a centralized office to allow for one-stop access for victims of domestic violence. The domestic violence enhanced response team approach will be used, based on protocols that are already in place.</p>			
<b>Problem Statement</b>			
<p>All the policies and protocols ever created will not facilitate change unless people are in place to implement and enforce the terms. A pro-arrest policy in domestic violence will fail if the court system is so overburdened that it cannot address added cases. Police officers discovered that arrests are dropped and the officer becomes less inclined to make continuing arrests, particularly in less severe cases. Therefore, the need for people to be committed to reducing domestic violence and holding offenders accountable is great.</p>			
<b>Goal and Objective</b>			
<p>The goal of the program is to maintain and enhance advancements currently in place to best provide safety and support to victims of interpersonal violence and abuse and to hold abusers accountable. The objectives of the program are to maintain and enhance a dedicated domestic violence court and have a centralized location for all victims to receive services.</p>			
<b>Program Strategy</b>			
<p>Peoria County will utilize a centralized location and a project coordinator to ensure that the enhanced response team works with victims that are high on the lethality assessment to ensure that they remain safe and that the offender is held accountable. The prosecution will have vertical prosecution, the probation office will work closely with the prosecution, law enforcement will have specialized domestic violence officers, and the victims will have one centralized location to receive services.</p>			

## BUDGET COMMITTEE GRANT DESIGNATION

<b>Date Designated</b>	February 24, 2004		
<b>Program Name</b>	Domestic Violence Multidisciplinary Team Response		
<b>Impl. Agency</b>	St. Clair County		
<b>Amount Designated</b>	\$477,013 \$132,749	<b>Fund Source</b>	VAWA FFY01 VAWA FFY02
<b>Program Area</b>	Prosecution/Law Enforcement/Courts/Victim Services		

### Program Summary

St. Clair County proposes establishing a centralized office to allow for one-stop access for victims of domestic violence. The domestic violence enhanced response team approach will be used, based on protocols that are already in place.

### Problem Statement

All the policies and protocols ever created will not facilitate change unless people are in place to implement and enforce the terms. A pro-arrest policy in domestic violence will fail if the court system is so overburdened that it cannot address added cases. Police officers discovered that arrests are dropped and the officer becomes less inclined to make continuing arrests, particularly in less severe cases. Therefore, the need for people to be committed to reducing domestic violence and holding offenders accountable is great.

### Goal and Objective

The goal of the program is to maintain and enhance advancements currently in place to best provide safety and support to victims of interpersonal violence and abuse and to hold abusers accountable. The objectives of the program are to maintain and enhance a dedicated domestic violence court and have a centralized location for all victims to receive services.

### Program Strategy

Peoria County will utilize a centralized location and a project coordinator to ensure that the enhanced response team works with victims that are high on the lethality assessment to ensure that they remain safe and that the offender is held accountable. The prosecution will have vertical prosecution, the probation office will work closely with the prosecution, law enforcement will have specialized domestic violence officers, and the victims will have one centralized location to receive services.





**ILLINOIS  
CRIMINAL JUSTICE  
INFORMATION AUTHORITY**

120 South Riverside Plaza • Suite 1016 • Chicago, Illinois 60606 • (312) 793-8550

**MEMORANDUM**

**To:** Authority Members

**From:** Mary L. Milano

**Date:** February 10, 2004

**Subject:** **FFY00 Victims of Crime Act Plan Adjustment #6 (Final)**  
**FFY01 Victims of Crime Act Plan Adjustment #6**  
**FFY02 Victims of Crime Act Plan Adjustment #6**  
**FFY03 Victims of Crime Act Plan Adjustment #2**

**FFY00 Final Plan Report**

Attached is the final FFY00 Victims of Crime Act (VOCA) *Attachment A* reflecting total program expenditures that are in the process of being closed out with the Office for Victims of Crime, U.S. Department of Justice. The chart below shows that the Cook County State’s Attorney’s Office received \$43,828 for Sexual Assault Nurse Examiner/Sexual Assault Response Team Training. In addition, the Illinois Attorney General’s Office received \$17,650 to augment an elder abuse training funded with VOCA FFY01 funds. The Mayor’s Office on Domestic Violence received funds to advertise its domestic violence hotline and several child advocacy centers received funds to purchase colposcopes for forensic medical exams for child victims of sexual assault. Many programs lapsed funds at the end of their periods of performance. Mutual Ground and QUANADA had their FFY00 funds rescinded because they would not be able to use all the funds prior to the end life of the grant. They continued their programs with FFY01 funds. Also, the Cook County State’s Attorney’s Office and Stopping Woman Abuse Now, Inc. lapsed funds because the life of the funds ended after nine months of funding. The Authority will lapse \$45,811 in FFY00 funds back to the Office for Victims of Crime. This is under 0.3 percent of the FFY00 award.

The table below summarizes the changes in the *Attachment A*.

<b>DESIGNEE</b>	<b>FUNDING PURPOSE/REASON FOR LAPSE/RESCISSION</b>	<b>FEDERAL FISCAL YEAR 2000</b>
Chicago Children’s Advocacy Center	Funds awarded for a colposcope to be used for child victims of sexual assault.	\$12,148

Chicago Hearing Society	Lapsed funds due to reduced need for interpreter services and personnel vacancies.	(\$32,746)
Child Network of Kankakee	End of program period.	(\$32)
City of Chicago (Mayor's Office on Domestic Violence)	End of program period.	(\$15)
City of Chicago (Mayor's Office on Domestic Violence)	Funding a awareness campaign on domestic violence.	\$149,996
Cook County State's Attorney's Office	Funds awarded for a Sexual Assault Nurse Examiner Training.	\$43,828
Cook County State's Attorney's Office	Lapsed funds due to end of program periods and life of funds ending prior to 12 month funding cycle.	(\$51,265)
Cook County State's Attorney's Office	Funds awarded to purchase equipment for the resource center.	\$8,883
DuPage County Child Advocacy Center	End of program periods.	(\$11,434)
Guardian Center	Funds awarded for a colposcope to be used for child victims of sexual assault.	\$7,393
Howard Area Community Center	End of program period	(\$1,422)
Illinois Attorney General's Office	Funds awarded for a state-wide elder abuse training.	\$17,650
Illinois Coalition Against Domestic Violence- Medical Advocacy	End of program period.	(\$15,729)
Illinois Coalition Against Sexual Assault	End of program period.	(\$339)
Lake County Child Advocacy Center	End of program period.	(\$2,307)
Illinois Criminal Justice Information Authority	Lapsed funds due to reduced cost of printing brochures.	(\$28,142)
Illinois Criminal Justice Information Authority	Funds awarded to send service providers to a community crisis response training.	\$6,982
Life Span	Lapsed funds due to inability to file position, staff turnover and unallowable expenses.	(\$14,275)
Mutual Ground, Inc.	Funds rescinded due to life of funds ending prior to 12 month funding cycle.	(\$32,125)
PHASE	End of program period.	(\$5,388)

Prairie Council on Aging	End of program period.	(\$208)
Procure Centers	End of program period.	(\$923)
QUANADA	Funds rescinded due to life of funds ending prior to 12 month funding cycle.	(\$19,000)
Procure Centers	End of program period.	(\$923)
QUANADA	Funds rescinded due to life of funds ending prior to 12 month funding cycle.	(\$19,000)
Shining Star Children's Center	Funds awarded for a colposcope to be used for child victims of sexual assault.	\$16,230
Stopping Woman Abuse Now, Inc.	Lapsed funds due to life of funds ending prior to 12 month funding cycle.	(\$11,816)
Tazewell County Child Advocacy Center	Funds awarded for a colposcope to be used for child victims of sexual assault.	\$12,568
TIA-Chicago Connections	Lapsed funds due to delay in hiring personnel.	(\$1,531)
Tyler's Justice Center for Children	Funds awarded for a colposcope to be used for child victims of sexual assault.	\$14,904
Will county Children's Advocacy Center	Lapsed funds due to resignation of contractual position.	(\$30,690)
Will County Legal Assistance Foundation	Lapsed funds due to change in personnel to unfunded activities.	(\$2,220)
Williamson County Child Advocacy Center	End of program period.	(\$2,143)
Williamson County Child Advocacy Center	Funds awarded for a colposcope to be used for child victims of sexual assault.	\$6,917
Winnebago County State's Attorney's Office	End of program period.	(\$536)
YWCA of Metropolitan Chicago	Lapsed funds due to continued vacancies in personnel in three programs.	(\$32,181)
YWCA of Freeport	Lapsed funds due to personnel vacancies and fund life ending prior to 12 month cycle.	(\$17,030)

**VOCA FFY01-FFY03**

**DESIGNATION REDUCTIONS**

The following table details the funds lapsing from FFY01 through FFY03. Staff recommends that these funds be rescinded and added to other undesignated funds. As the table below shows, the City of Chicago will be lapsing \$100,000 for its services to victims of domestic violence program. This program was originally with the Mayor's Office on Domestic Violence, but moved to the Department of Human Services to provide services to victims of domestic violence who were brought to shelters. This program was unable to hire three positions until the end of the grant period. The Cook County State's Attorney's Office is lapsing funds for its victims of juvenile crime program because of personnel vacancies. In addition, funds for the YWCA of Metropolitan Chicago Roseland Satellite program are being rescinded. This program received funding for several years, but was unable to establish a successful program in that area. Friends of Battered Women and Their Children is lapsing funds because they were unable to meet their match through donations.

The table below summarizes the lapse funds for FFY01, FFY02 and FFY03:

DESIGNEE	FREASON FOR LAPSE/RESCISSION	FEDERAL FISCAL YEAR		
		2001	2002	2003
Cook County State's Attorney's Office	Funds lapsed due to vacancies in personnel.	\$19,760		
Illinois Department of Corrections	Funds lapsed due to delay in hiring personnel.	\$1,926		
Legal Assistance Foundation of Metropolitan Chicago	Funds lapsed due to unbudgeted funds and decrease in travel.	\$3,341		
Mutual Ground, Inc.	Funds lapsed due vacancy in personnel and performance period of six months.	\$23,915		
Sarah's Inn	Funds lapsed due to personnel vacancies.	\$9,962		
St. Mary's Hospital of East St. Louis	End of program period.	\$3,423		
Friends of Battered Women and Their Children	Funds lapsed due to inability to meet match requirements and personnel vacancies.	\$23,645	\$6,808	
Chicago Hearing Society	Funds lapsed due to reduced need for interpreter services		\$4,675	
Child Network of Kankakee County	End of program period.		\$247	

City of Chicago	Funds lapsed due to lengthy hiring freeze for agency.		\$100,000	
Freedom House	End of program period.		\$148	
Heartland Human Care Services, Inc. (Formerly, TIA-Chicago Connections)	Portion of funds for program are being declined as position filled at lower salary.		\$1,315	
Lake County Children's Advocacy Center	End of program period.		\$104	
Life Span	Funds lapsed due to personnel vacancies.		\$23,084	
Prairie State Legal Services	End of program period.		\$2,521	
QUANADA	End of program period.		\$3,101	
The Women's Center	End of program period.		\$61	
Will County Children's Advocacy Center	Funds lapsed due to delay in hiring therapist.		\$16,428	
YWCA of Metropolitan Chicago	Funds rescinded due to inability to establish program and funds lapsed due to end of program periods for three programs.		\$7,455	\$21,464

**RECOMMENDED DESIGNATIONS**

Statewide Victim Assistance Services

The Illinois Attorney General's Office has submitted a proposal for a domestic violence victim information tear sheet project. The tear sheets will be available in English and Spanish and will inform victims of their rights and services available to them. These forms, bound in pads of 50, will then be mailed to every local law enforcement agency in Illinois, except the City of Chicago, and will be expected to be placed in every local law enforcement vehicle.

Staff recommends a designation of \$28,150 from FFY01 to the Illinois Attorney General's Office to update and reproduce tear sheets for domestic violence victims.

Services to Victims of Domestic Violence

Staff recommends a designation of \$60,000 from FFY01 to the City of Chicago, Mayor's Office on Domestic Violence (MODV) for their campaign to advertise the Chicago Domestic Violence Hotline. This hotline is a collaboration between multiple service providers in Chicago. When a victim calls the hotline they are referred to a local service provider that can serve them. MODV has shown large increases in calls for help after the hotline is advertised on buses, billboards, newspapers, and on radio.

### Elder Abuse Training

Staff recommends a designation of \$20,000 from FFY01 to the Illinois Criminal Justice Information Authority for two elder abuse training sessions, one in the Chicago area and one downstate. This training session will be jointly funded with Violence Against Women Act (VAWA) funds and will be co-sponsored by the Office of the Attorney General and the Department on Aging. The VOCA funds will support training law enforcement, prosecution, and service providers on issues faced by elderly victims.

### Child Advocacy Center Services

In June 2003, the budget committee designated funds for child advocacy center services to 24 agencies based on an RFP. These programs were funded for two years and their periods of performance will be ending in June and July. Other child advocacy centers are being funded on a different funding cycle. FFY03 funds are available to continue nine of these programs for approximately 15 months. This will allow the programs to be moved onto the same funding cycle as the other child advocacy centers and eventually be continued for funding, if appropriate, at the same time. The child advocacy center programs that are unable to be funded with FFY03 funds will be continued in this same manner with FFY04 funds once available.

Staff recommends that \$385,535 in FFY03 funds be designated to nine child advocacy centers to continue these programs for an additional 15 months.

### Transitional Housing Services

Ten transitional Housing programs are supported with VOCA funds. These programs fund personnel and associated expenses to provide services, such as crisis intervention and referral, to victims of domestic violence who are staying in the agency's transitional housing. FFY02 funds can continue three of these programs for 12 months. Once FFY04 funds are available, the other programs can be continued for 12 months.

Staff recommends that \$191,283 in FFY02 funds be designated to four domestic violence agencies to continue their transitional housing programs for 12 months.

The following table summarizes the recommended designations for FFY01, FFY02, and FFY03:

DESIGNEE	FUNDING PURPOSE	FEDERAL FISCAL YEAR		
		2001	2002	2003
City of Chicago	To support an advertising campaign for the City of Chicago's domestic violence hotline.	\$60,000		
Illinois Criminal Justice Information Authority	To partially support an elder abuse training for law enforcement, prosecution and service providers.	\$20,000		
Office of the Illinois Attorney General	To update and reproduce domestic violence information tear sheets for local law enforcement.	\$28,150		
Apna Ghar	To support transitional housing services for an additional 12 months.		\$39,038	
Hamdard Center for Health and Human Services	To support transitional housing services for an additional 12 months.		\$42,820	
Mutual Ground, Inc.	To support transitional housing services for an additional 12 months.		\$32,125	
Safe Passage, Inc.	To support transitional housing services for an additional 12 months.		\$77,300	
Amy Schultz Child Advocacy Center	To support services to child victims of sexual assault for 15 months.			\$31,944
Child Action Network	To support services to child victims of sexual assault for 15 months.			\$31,382
Children's Advocacy Center of East Central Illinois	To support services to child victims of sexual assault for 15 months.			\$47,519
Lake County Children's Advocacy Center	To support services to child victims of sexual assault for 15 months.			\$53,879
Sangamon County Children's Advocacy Center	To support services to child victims of sexual assault for 15 months.			\$47,912
St. Clair County Children's Advocacy Center	To support services to child victims of sexual assault for 15 months.			\$44,404
Will County Children's Advocacy Center	To support services to child victims of sexual assault for 15 months.			\$33,736

Williamson County Children's Advocacy Center	To support services to child victims of sexual assault for 15 months.			\$52,469
Winnebago County Children's Advocacy Center	To support services to child victims of sexual assault for 15 months.			\$42,290

Staff will be available at the meeting to answer any questions.



**Victims of Crime Act  
FFY00  
Attachment A (Final)**

**SERVICES TO VICTIMS OF DOMESTIC VIOLENCE**

<b>Program Title: Services to Victims of Domestic Violence</b>	<b>INITIAL AMOUNT</b>	<b>AMENDED AMOUNT</b>	<b>DIFFERENCE</b>
Illinois Coalition Against Domestic Violence	\$1,296,171		
<i>Illinois Coalition Against Domestic Violence - Medical Advocac</i>	\$334,264	\$329,933	(\$4,331)
Illinois Coalition Against Domestic Violence - Medical Advocac	\$350,977	\$339,579	(\$11,398)
The Pillars Community Services	\$31,603		
Life Span	\$48,765		
Sarah's Inn	\$37,681		
Hull House	\$48,736		
The Center for Prevention of Abuse	\$52,161		
South Suburban Family Shelter	\$95,288		
Crisis Center of South Suburbia	\$63,572		
St. Pius V Church	\$63,420	\$60,917	(\$2,503)
Friends of Battered Women and their Children	\$28,497		
<i>TIA - Chicago Connections</i>	\$41,541	\$40,010	(\$1,531)
Horizons Community Services	\$16,317		
Apna Ghar	\$41,297		
Rainbow House	\$36,450		
<i>Life Span</i>	\$55,913	\$41,638	(\$14,275)
Friends of Battered Women and Their Children	\$63,087		
<i>City of Chicago</i>	\$235,018	\$235,003	(\$15)
Illinois Coalition Against Domestic Violence	\$1,102,500		
Dove, Inc.	\$28,630		
<i>City of Chicago</i>	\$0	\$149,996	\$149,996

**Program Title: Civil Legal Services for Victims of Domestic Violence**

Land of Lincoln Legal Assistance Foundation	\$227,160		
Prairie State Legal Services	\$216,305		
<i>Will County Legal Assistance</i>	\$37,827	\$35,607	(\$2,220)
Life Span	\$141,032		

**Program Title: Services to Non-English Speaking  
or Bilingual Domestic Violence Victims**

Korean American Women in Need	\$33,468		
Mujeres Latinas en Accion	\$26,375		
Mujeres Latinas en Accion	\$31,508		
<i>Howard Area Community Center</i>	\$37,898	\$36,476	(\$1,422)

**Program Title: Services to Underserved Domestic Violence Populations**

Horizons Community Services	\$20,033		
-----------------------------	----------	--	--

<b>Program Title: Civil Legal Services to Victims of Domestic Violence</b>	<b>INITIAL AMOUNT</b>	<b>AMENDED AMOUNT</b>	<b>DIFFERENCE</b>
Land of Lincoln Legal Assistance Foundation	\$51,765		
Legal Assistance Foundation of Chicago	\$44,260		

**SERVICES TO VICTIMS OF SEXUAL ASSAULT**

**Program Title: Services to Victims of Sexual Assault**

Illinois Coalition Against Sexual Assault	\$1,227,605		
Illinois Coalition Against Sexual Assault - Counseling Services	\$401,117		
Women's Center	\$37,184		
<i>YWCA - Metropolitan Chicago</i>	\$77,898	\$60,575	(\$17,323)
<i>YWCA - Metropolitan Chicago</i>	\$82,279	\$81,395	(\$884)
Illinois Coalition Against Sexual Assault - Special Projects	\$0		
Assault & Abuse Services of Stephenson County	\$48,069		

**Program Title: Services to Underserved Sexual Assault Victim Populations**

Illinois Coalition Against Sexual Assault	\$2,246,344	\$2,246,005	(\$339)
---	-------------	-------------	---------

**SERVICES TO VICTIMS OF CHILD ABUSE**

**Program Title: Services to Victims of Child Abuse**

Illinois Coalition Against Domestic Violence	\$207,716		
Illinois Coalition Against Domestic Violence	\$218,102		
Illinois Coalition Against Sexual Assault	\$398,181		
Youth Service Bureau of Illinois Valley	\$29,325		
Joint Management Team (Illinois Coalition Against Sexual Assault)	\$0		
<i>YWCA - DuPage</i>	\$78,843	\$69,289	(\$9,554)
CASA of McLean County	\$43,552		

**Program Title: Child Advocacy Center Services**

Child Advocacy Center of Northwest Cook County	\$30,331		
Sangamon County Child Advocacy Center	\$14,149		
McLean County Child Advocacy Center	\$37,008		
Williamson County Child Advocacy Center	\$10,160		
Sangamon County Child Advocacy Center	\$31,185		
<i>DuPage County Children's Center</i>	\$35,721	\$32,441	(\$3,280)
Children's Advocacy Project (Carrie Lynn)	\$32,550		
<i>Children's Advocacy Center of Kankakee County</i>	\$21,349	\$21,317	(\$32)
<i>Will County Child Advocacy Center</i>	\$38,588	\$7,898	(\$30,690)
Friends of Child Advocacy	\$22,050		
Sangamon County Child Advocacy Center	\$26,460		
<i>Procare Centers</i>	\$24,255	\$23,332	(\$923)
<i>Lake County Child Advocacy Center</i>	\$35,280	\$32,973	(\$2,307)
<i>DuPage County Children's Center</i>	\$22,050	\$13,896	(\$8,154)
Children's Advocacy Project of Winnebago County	\$16,538		
LaRabida Children's Hospital	\$38,588		
Children's Advocacy Center of NW Cook County	\$22,050		
Child Protection Center/Columbus Hospital	\$0		

	<b>INITIAL AMOUNT</b>	<b>AMENDED AMOUNT</b>	<b>DIFFERENCE</b>
<i>Williamson County Child Advocacy Center</i>	\$28,350	\$26,207	(\$2,143)
<i>Tyler's Justice Center for Children</i>	\$0	\$14,904	\$14,904
<i>Tazewell County Child Advocacy Center</i>	\$0	\$12,568	\$12,568
<i>Shining Star Children's Center</i>	\$0	\$16,230	\$16,230
<i>Chicago Children's Advocacy Center</i>	\$0	\$12,148	\$12,148
<i>Williamson County Child Advocacy Center</i>	\$0	\$6,917	\$6,917
<i>The Guardian Center</i>	\$0	\$7,393	\$7,393

**SERVICES TO VICTIMS OF VIOLENT CRIME**

**Program Title: Statewide Services to Victims of Drunk Drivers**

Mothers Against Drunk Drivers	\$100,345		
Mothers Against Drunk Drivers	\$105,362		
Alliance Against Intoxicated Motorists	\$31,902		

**Program Title: Services to Chicago Victims of Violent Crime**

Legal Assistance Foundation of Chicago	\$88,249		
Legal Assistance Foundation of Chicago	\$38,519		
Rogers Park Community Council	\$13,116		
Circle Family Care (Humboldt Park)	\$44,933		
Rogers Park Community Council	\$31,030		

**Program Title: Services to Downstate Victims of Violent Crimes**

St. Mary's Hospital/East St. Louis Advocacy Program	\$34,221		
Quanada	\$30,450		

**Program Title: Services to Senior Victims of Violent Crime**

Prairie Council on Aging	\$15,222		
Prairie Council on Aging	\$17,103	\$16,895	(\$208)
Legal Assistance Foundation of Chicago	\$37,570		
Catholic Charities	\$37,856		

**Program Title: Services to Victims of Convicted Offenders**

Illinois Department of Corrections	\$31,897		
------------------------------------	----------	--	--

**Program Title: Services to Hearing Impaired Victims of Violent Crime**

<i>Chicago Hearing Society</i>	\$62,388	\$29,642	(\$32,746)
--------------------------------	----------	----------	------------

**Program Title: Services to Juvenile Victims of Crime**

<i>Freedom House</i>	\$25,418	\$24,658	(\$760)
<i>YWCA - Metropolitan Chicago</i>	\$36,750	\$32,330	(\$4,420)

<b><u>PROSECUTOR-BASED VICTIM ASSISTANCE PROGRAM</u></b>	<b>INITIAL AMOUNT</b>	<b>AMENDED AMOUNT</b>	<b>DIFFERENCE</b>
<b>Program Title: Prosecutor-Based Victim Coordinator Services</b>			
Kane County State's Attorney's Office	\$33,502		
Kankakee County State's Attorney's Office	\$27,522		
<b>Program Title: Prosecutor-Based Serv. to Survivors of Homicide Victims</b>			
Lake County State's Attorney's Office	\$28,143		
Macon County State's Attorney's Office	\$13,845		
Cook County State's Attorney's Office	\$119,696		
DuPage County State's Attorney's Office	\$0		
<b>Program Title: Prosecutor-Based Victim Assistance Services</b>			
<i>Cook County State's Attorney's Office - Senior/Disabled Victims Compensation Claim Support</i>	\$210,029	\$207,440	(\$2,589)
<i>Cook County State's Attorney's Office - Senior/Disabled Victims Compensation Claim Support</i>	\$220,530	\$180,339	(\$40,191)
Cook County State's Attorney's Office - Juvenile Court	\$124,735		
Cook County State's Attorney's Office - Domestic Violence Cour	\$45,848		
Williamson County State's Attorney's Office	\$26,422		
<i>Cook County State's Attorney's Office</i>	\$335,227	\$326,742	(\$8,485)
Macon County State's Attorney's Office	\$0		
St. Clair County State's Attorney's Office	\$36,589		
Menard County State's Attorney's Office	\$13,781		
Williamson County State's Attorney's Office	\$18,589		
Kane County State's Attorney's Office	\$45,203		
Lake County State's Attorney's Office	\$31,019		
Champaign County State's Attorney's Office	\$34,209		
<i>Winnebago County State's Attorney's Office</i>	\$48,795	\$48,259	(\$536)
<i>Cook County State's Attorney's Office</i>	\$0	\$8,883	\$8,883
<b>Program Title: Statewide Victim Assistance Services</b>			
Illinois Attorney General's Office	\$0		
<b>Program Title: Transitional Housing and Support Services</b>			
Safe Passage, Inc.	\$136,613		
<i>Phase, Inc.</i>	\$56,338	\$50,950	(\$5,388)
Quanada	\$64,000		
Mid Central Community Center, Inc. - Countering DV	\$0		
YWCA of Freeport	\$65,239		
SWAN	\$137,341		
Apna Ghar	\$73,090		
Crisis Center of South Suburbia	\$77,101		
Korean American Women in Need	\$94,088		
Mutual Ground, Inc.	\$87,705		
The People's Alliance for Progress-Hamdard Center	\$109,030		
Program Amounts TBD	\$0		

<b>Program Title: 2nd Year of Transitional Housing Services</b>	<b>INITIAL AMOUNT</b>	<b>AMENDED AMOUNT</b>	<b>DIFFERENCE</b>
Safe Passage, Inc.	\$77,300		
Phase, Inc.	\$29,216		
<i>Quanada</i>	\$19,000	\$0	(\$19,000)
YWCA of Freeport	\$33,169	\$16,139	(\$17,030)
SWAN	\$43,441	\$31,625	(\$11,816)
Apna Ghar	\$39,038		
Crisis Center of South Suburbia	\$40,962		
Korean American Women in Need	\$41,698		
<i>Mutual Ground, Inc.</i>	\$32,125	\$0	(\$32,125)
The People's Alliance for Progress-Hamdard Center	\$42,820		

**Program Title: Statewide Victim Notification System**

Illinois Attorney General's Office \$199,575

**TRAINING FOR VICTIM SERVICE PROVIDERS**

**Program Title: Centralized Training for Chicago Area  
Domestic Violence Agencies**

Chicago Metropolitan Battered Women's Network \$21,000

***Program Title: Community Crisis Response Training Scholarships***

*Illinois Criminal Justice Information Authority* \$0 \$6,982 \$6,982

***Program Title: Sexual Assault Nurse Examiner (SANE) Training***

*Cook County State's Attorney's Office* \$0 \$43,828 \$43,828

***Program Title: Elder Abuse Training***

*Illinois Attorney General's Office* \$0 \$17,650 \$17,650

**INFORMATION DISSEMINATION / AUTOMATION**

**Program Title: Information Network for Victim Service Providers**

Illinois Criminal Justice Information Authority \$280,400  
*Illinois Coalition Against Domestic Violence* \$0 \$109,635 \$109,635  
*Illinois Coalition Against Sexual Assault* \$0 \$72,365 \$72,365

**Program Title: Information Dissemination to Victims**

*Illinois Criminal Justice Information Authority* \$50,000 \$21,858 (\$28,142)

	<b>INITIAL AMOUNT</b>	<b>AMENDED AMOUNT</b>	<b>DIFFERENCE</b>
Allocated Funds	\$14,568,700	\$14,731,439	\$162,739
<i>Unallocated Funds</i>	\$53,000	\$45,811	(\$7,189)
Grant Funds	<u>\$14,621,700</u>	\$14,777,250	
Training Funds	\$155,550	\$0	(\$155,550)
Administrative Funds	\$777,750		
	<u>\$15,555,000</u>		

**Victims of Crime Act  
FFY01  
Attachment A - Revised 1/5/04**

**SERVICES TO VICTIMS OF DOMESTIC VIOLENCE**

<b>Program Title: Services to Victims of Domestic Violence</b>	<b>INITIAL AMOUNT</b>	<b>AMENDED AMOUNT</b>	<b>DIFFERENCE</b>
Illinois Coalition Against Domestic Violence	\$1,360,980		
Illinois Coalition Against Domestic Violence	\$1,360,980		
Illinois Coalition Against Domestic Violence - Medical Advocac	\$350,977		
The Pillars Community Services	\$33,183		
The Pillars Community Services	\$33,183		
Life Span	\$46,890		
Life Span	\$52,267		
Sarah's Inn	\$33,172		
<i>Sarah's Inn</i>	\$39,565	\$29,603	(\$9,962)
Hull House	\$51,173		
Hull House	\$51,173		
Illinois Coalition Against Domestic Violence - Macoupin County	\$70,000		
South Suburban Family Shelter	\$95,288		
<i>Friends of Battered Women and their Children</i>	\$84,339	\$60,694	(\$23,645)
City of Chicago	\$0	\$60,000	\$60,000

**Program Title: Services to Non-English Speaking  
or Bilingual Domestic Violence Victims**

Korean American Women in Need	\$35,141		
Korean American Women in Need	\$35,141		
Mujeres Latinas en Accion	\$27,694		
Mujeres Latinas en Accion	\$27,694		

**SERVICES TO VICTIMS OF SEXUAL ASSAULT**

**Program Title: Services to Victims of Sexual Assault**

Illinois Coalition Against Sexual Assault	\$2,128,248		
Illinois Coalition Against Sexual Assault	\$2,128,248		
Illinois Coalition Against Sexual Assault - Counseling Services	\$0		
Illinois Coalition Against Sexual Assault	\$900,000		

**SERVICES TO VICTIMS OF CHILD ABUSE**

**Program Title: Services to Victims of Child Abuse**

Illinois Coalition Against Domestic Violence	\$218,102		
Illinois Coalition Against Sexual Assault	\$0		
Youth Service Bureau of Illinois Valley	\$0		
Illinois Coalition Against Domestic Violence	\$1,300,000		
Children's Memorial Hospital	\$52,000		

<b>Program Title: Child Advocacy Center Services</b>	<b>INITIAL AMOUNT</b>	<b>AMENDED AMOUNT</b>	<b>DIFFERENCE</b>
Child Advocacy Center of Northwest Cook County	\$35,314		
Child Advocacy Center of Northwest Cook County	\$35,314		
Sangamon County Child Advocacy Center	\$14,856		
Sangamon County Child Advocacy Center	\$14,856		
McLean County Child Advocacy Center	\$38,858		
McLean County Child Advocacy Center	\$38,858		
Williamson County Child Advocacy Center	\$10,668		
Williamson County Child Advocacy Center	\$10,668		
Knox County Child Advocacy Center	\$18,000		
Tyler's Justice Center for Children	\$32,230		
Dani-Brandon Center for Children	\$25,752		

**Program Title: Child Advocacy Center / Sexual Assault Center Collaborative Projects**

Family Resources, Inc.	\$4,255		
Call for Help	\$3,634		
A Woman's Fund, Inc.	\$5,000		
McLean County Child Protection Network	\$4,000		
Children's Action Network	\$2,000		
YWCA of Metro Chicago	\$5,000		

**SERVICES TO VICTIMS OF VIOLENT CRIME**

**Program Title: Statewide Services to Victims of Drunk Drivers**

Mothers Against Drunk Drivers	\$105,362		
-------------------------------	-----------	--	--

**Program Title: Services to Chicago Victims of Violent Crime**

Legal Assistance Foundation of Chicago	\$72,301		
Legal Assistance Foundation of Chicago	\$109,559		
Legal Assistance Foundation of Chicago	\$44,862		
Legal Assistance Foundation of Chicago	\$42,773		
Rogers Park Community Council	\$13,978		
Rogers Park Community Council	\$13,978		
Circle Family Care (Humboldt Park)	\$41,312		
Circle Family Care (Humboldt Park)	\$47,604		

**Program Title: Services to Downstate Victims of Violent Crimes**

St. Mary's Hospital/East St. Louis Advocacy Program	\$38,452		
St. Mary's Hospital/East St. Louis Advocacy Program	\$39,313	\$35,890	(\$3,423)

**Program Title: Services to Senior Victims of Violent Crime**

Prairie Council on Aging	\$15,590		
Legal Assistance Foundation of Chicago	\$40,462		
<i>Legal Assistance Foundation of Chicago</i>	\$40,462	\$37,121	(\$3,341)
Catholic Charities of the Archdiocese of Chicago	\$35,832		

**Program Title: Services to Victims of Convicted Offenders**

<i>Illinois Department of Corrections</i>	\$55,861	\$53,935	(\$1,926)
Illinois Department of Corrections	\$55,861		



**LAW ENFORCEMENT / PROSECUTOR-BASED VICTIM ASSISTANCE PROGRAMS**

<b>Program Title: Prosecutor-Based Victim Coordinator Services</b>	<b>INITIAL AMOUNT</b>	<b>AMENDED AMOUNT</b>	<b>DIFFERENCE</b>
Kane County State's Attorney's Office	\$35,177		
Kane County State's Attorney's Office	\$35,177		
Kankakee County State's Attorney's Office	\$27,707		
Kankakee County State's Attorney's Office	\$28,996		

**Program Title: Prosecutor-Based Serv. to Survivors of Homicide Victims**

Lake County State's Attorney's Office	\$29,550		
Lake County State's Attorney's Office	\$29,550		
Macon County State's Attorney's Office	\$15,425		
Macon County State's Attorney's Office	\$15,975		
Cook County State's Attorney's Office	\$103,167		
Cook County State's Attorney's Office	\$130,757		
DuPage County State's Attorney's Office	\$0		

**Program Title: Prosecutor-Based Victim Assistance Services**

Cook County State's Attorney's Office - Senior/Disabled Victims Compensation Claim Support	\$206,227		
<i>Cook County State's Attorney's Office - Juvenile Court</i>	\$142,338	\$122,578	(\$19,760)
Cook County State's Attorney's Office - Juvenile Court	\$142,338		
Cook County State's Attorney's Office - Domestic Violence Cour	\$48,140		
Cook County State's Attorney's Office - Domestic Violence Cour	\$48,140		
Cook County State's Attorney's Office	\$335,227		

**Program Title: Transitional Housing Services**

Quanada	\$19,000		
<i>Mutual Ground</i>	\$32,125	\$8,210	(\$23,915)

**Program Title: Law Enforcement / Prosecutor-Based Victim Assistance Services**

Cook County State's Attorney's Office	\$400,000		
---------------------------------------	-----------	--	--

**Program Title: Statewide Victim Assistance Services**

Illinois Attorney General's Office	\$0		
<i>Illinois Attorney General's Office</i>	\$0	\$28,150	\$28,150

**Program Title: Statewide Victim Notification System**

Illinois Attorney General's Office	\$199,575		
------------------------------------	-----------	--	--

**Program Title: Information Network for Victim Service Providers**

Illinois Criminal Justice Information Authority	\$574,612		
---	-----------	--	--

**TRAINING SET-ASIDE FOR VICTIM SERVICE PROVIDER TRAINING**

<b>Program Title: Sexual Assault Nurse Examiner (SANE) Traini</b>	<b>INITIAL AMOUNT</b>	<b>AMENDED AMOUNT</b>	<b>DIFFERENCE</b>
Office of the Illinois Attorney General	\$68,637		

**Program Title: Child Advocacy Center / Sexual Assault Center Collaborative Project**

Will County Child Advocacy Center	\$5,000		
McLean County Child Protection Network	\$4,072		
ADV & SAS	\$5,000		
Community Crisis Center	\$6,500		

**Program Title: Elder Abuse Training**

Office of the Illinois Attorney General	\$13,000		
Illinois Criminal Justice Information Authority	\$0	\$20,000	\$20,000

Allocated Funds	\$14,329,675		
Unallocated Funds	\$268	\$7,397	\$7,129
Grant Funds	<u>\$14,329,943</u>		
Training Funds	\$29,307		(\$29,307)
Administrative Funds	\$755,750		
Total	<u>\$15,115,000</u>		

**Victims of Crime Act  
FFY02  
Attachment A**

**SERVICES TO VICTIMS OF DOMESTIC VIOLENCE**

<b>Program Title: Services to Victims of Domestic Violence</b>	<b>INITIAL AMOUNT</b>	<b>AMENDED AMOUNT</b>	<b>DIFFERENCE</b>
The Center for Prevention of Abuse	\$104,322		
Crisis Center of South Suburbia	\$62,164		
St. Pius V Church	\$128,840		
<i>Friends of Battered Women and their Children</i>	\$36,750	\$29,942	(\$6,808)
Friends of Battered Women and their Children	\$121,089		
<i>Heartland Human Care Services, Inc.</i>	\$83,082	\$41,541	(\$41,541)
<i>Heartland Human Care Services, Inc.</i>	\$0	\$40,226	\$40,226
Apna Ghar	\$82,594		
Rainbow House	\$72,900		
<i>Life Span</i>	\$55,913	\$32,829	(\$23,084)
Illinois Coalition Against Domestic Violence	\$1,360,980		
City of Chicago	\$470,036	\$370,036	(\$100,000)
Illinois Coalition Against Domestic Violence	\$1,102,500		
Dove, Inc.	\$57,260		
City of Chicago	\$700,000		
South Suburban Family Shelter	\$95,288		
Illinois Coalition Against Domestic Violence	\$1,102,500		
Pillars Community Services	\$33,183		
Sarah's Inn	\$39,565		
Hull House (Des Plaines Valley Community Center)	\$51,173		
Life Span	\$52,267		
Illinois Coalition Against Domestic Violence	\$0		
Illinois Coalition Against Domestic Violence	\$0		

**Program Title: Civil Legal Services for Victims of Domestic Violence**

Land of Lincoln Legal Assistance Foundation	\$227,160		
<i>Prairie State Legal Services</i>	\$216,305	\$213,784	(\$2,521)
Will County Legal Assistance	\$75,654		
Life Span	\$141,032		
Land of Lincoln Legal Assistance Foundation	\$51,765		
Legal Assistance Foundation of Chicago	\$89,438		

**Program Title: Services to Non-English Speaking  
or Bilingual Domestic Violence Victims**

Mujeres Latinas en Accion	\$31,508		
Howard Area Community Center	\$37,898		

**Program Title: Services to Underserved Domestic Violence Populations**

Horizons Community Services	\$53,067		
-----------------------------	----------	--	--

<b>Program Title: Transitional Housing Services</b>	<b>INITIAL AMOUNT</b>	<b>AMENDED AMOUNT</b>	<b>DIFFERENCE</b>
Safe Passage, Inc.	\$77,300	\$154,600	\$77,300
Phase, Inc.	\$29,216		
Quanada	\$19,000		
YWCA of Freeport	\$33,139		
SWAN	\$43,441		
Apna Ghar	\$39,038	\$78,076	\$39,038
Crisis Center of South Suburbia	\$40,962		
Korean American Women In Need	\$41,698		
Mutual Ground, Inc.	\$32,125	\$64,250	\$32,125
Hamdard Center for Health and Human Services	\$42,820	\$85,460	\$42,640

**SERVICES TO VICTIMS OF SEXUAL ASSAULT**

**Program Title: Services to Victims of Sexual Assault**

<i>Women's Center</i>	\$37,695	\$37,634	(\$61)
YWCA - Metropolitan Chicago	\$21,464	\$17,707	(\$3,757)
YWCA - Metropolitan Chicago	\$82,279	\$79,000	(\$3,279)
Assault & Abuse Services of Stephenson County	\$48,069		

**Program Title: Services to Underserved Sexual  
Assault Victim Populations**

Illinois Coalition Against Sexual Assault	\$2,246,344		
---	-------------	--	--

**SERVICES TO VICTIMS OF CHILD ABUSE**

**Program Title: Services to Victims of Child Abuse**

YWCA - DuPage	\$78,843		
CASA of McLean County	\$43,552		
Illinois Criminal Justice Information Authority Infonet	\$261,140		
Illinois Coalition Against Domestic Violence	\$218,102		

<b>Program Title: Child Advocacy Center Services</b>	<b>INITIAL AMOUNT</b>	<b>AMENDED AMOUNT</b>	<b>DIFFERENCE</b>
Sangamon County Child Advocacy Center	\$31,185		
DuPage County Children's Center	\$35,721		
Children's Advocacy Project (Carrie Lynn)	\$0		
<i>Children's Advocacy Center of Kankakee County</i>	\$21,349	\$21,102	(\$247)
<i>Will County Child Advocacy Center</i>	\$38,588	\$22,160	(\$16,428)
Friends of Child Advocacy	\$22,050		
Sangamon County Child Advocacy Center	\$26,460		
Procure Centers	\$24,255		
Lake County Child Advocacy Center	\$35,280	\$35,176	(\$104)
DuPage County Children's Center	\$22,050		
Children's Advocacy Project of Winnebago County	\$49,088		
LaRabida Children's Hospital	\$38,588		
Children's Advocacy Center of NW Cook County	\$22,050		
Williamson County Child Advocacy Center	\$28,350		
Winnebago County Child Advocacy Center	\$67,664		
Sangamon County Child Advocacy Center	\$76,660		
The Guardian Center, Inc.	\$50,852		
Henry County Child Advocacy Center	\$179,474		
Amy Schultz Child Advocacy Center	\$51,110		
Adams County Children's Action Network	\$50,212		
McLean County Child Advocacy Center	\$71,849		
Kankakee Child Network	\$61,193		
McHenry County Child Advocacy Center	\$64,914		
East Central Illinois Child Advocacy Center	\$76,031		
Mercer County Family Crisis Center	\$41,207		
Tazewell County Child Advocacy Center	\$90,696		
Williamson County Child Advocacy Center	\$83,950		
Lee/Ogle County Child Advocacy Center	\$137,779		
Lake County Child Advocacy Center	\$86,206		
Champaign County Child Advocacy Center	\$156,624		
Children's Advocacy Center of NW Cook County	\$68,000		
Children's Advocacy Center of SW Cook County	\$149,305		
Union County Child Advocacy Center	\$0		
Peoria County Child Advocacy Center	\$0		
Chicago Child Advocacy Center	\$300,000		
LaRabida Children's Hospital	\$94,779		
Will County Child Advocacy Center	\$53,978		
St. Clair County Child Advocacy Center	\$71,046		

<b><u>SERVICES TO VICTIMS OF VIOLENT CRIME</u></b>	<b>INITIAL AMOUNT</b>	<b>AMENDED AMOUNT</b>	<b>DIFFERENCE</b>
<b>Program Title: Statewide Services to Victims of Drunk Drivers</b>			
Alliance Against Intoxicated Motorists	\$31,902		
<b>Program Title: Services to Chicago Victims of Violent Crime</b>			
Rogers Park Community Council	\$31,030		
<b>Program Title: Services to Downstate Victims of Violent Crimes</b>			
<i>Quanada</i>	\$30,450	\$27,349	(\$3,101)
<b>Program Title: Services to Senior Victims of Violent Crime</b>			
Catholic Charities	\$37,856		
Shawnee Alliance for Seniors	\$64,000		
SWAN	\$64,000		
Effingham City / County Committee on Aging	\$72,000		
Elder Abuse Services TBD	\$0		
<b>Program Title: Services to Hearing Impaired Victims of Violent Crime</b>			
<i>Chicago Hearing Society</i>	\$98,654	\$49,327	(\$49,327)
<i>Chicago Hearing Society</i>	\$0	\$44,652	\$44,652
<b>Program Title: Services to Juvenile Victims of Crime</b>			
<i>Freedom House</i>	\$25,418	\$25,270	(\$148)
YWCA - Metropolitan Chicago	\$34,488	\$34,069	(\$419)
<b>Program Title: Services to Victims of Convicted Offenders</b>			
Illinois Department of Corrections	\$55,861		

**PROSECUTOR-BASED VICTIM ASSISTANCE PROGRAMS**

**INITIAL AMOUNT    AMENDED AMOUNT    DIFFERENCE**

**Program Title: Law Enforcement and Prosecutor-Based Victim Assistance Services\***

Carroll Co. State's Attorney's Office	\$48,540		
Cook Co. State's Attorney's Office	\$179,535		
Whiteside Co. State's Attorney's Office	\$26,729		
Kankakee Co. State's Attorney's Office	\$59,500		
Kane Co. State's Attorney's Office	\$167,452		
McLean Co. State's Attorney's Office	\$86,999		
Ogle Co. State's Attorney's Office	\$22,948		
Franklin Co. State's Attorney's Office	\$82,605		
Sangamon Co. State's Attorney's Office	\$104,404		
LaSalle Co. State's Attorney's Office	\$70,029		
Union Co. State's Attorney's Office	\$67,117		
Arlington Heights P.D.	\$100,000		
Kankakee P.D.	\$56,751		
Evanston P.D.	\$108,464		
Elgin P.D.	\$77,003		
Prospect Heights P.D.	\$126,963		
Wheeling P.D.	\$131,699		

**Program Title: Prosecutor-Based Victim Assistance Services**

Williamson County State's Attorney's Office	\$29,400		
St. Clair County State's Attorney's Office	\$38,588		
Menard County State's Attorney's Office	\$13,781		
Williamson County State's Attorney's Office	\$18,714		
Kane County State's Attorney's Office	\$45,203		
Lake County State's Attorney's Office	\$31,019		
Champaign County State's Attorney's Office	\$34,209		
Winnebago County State's Attorney's Office	\$48,795		

**TRAINING FOR VICTIM SERVICE PROVIDERS**

**Program Title: Centralized Training for Chicago Area Domestic Violence Agencies**

Chicago Metropolitan Battered Women's Network	\$42,000		
Allocated Funds	\$15,015,109		
<i>Unallocated Funds</i>	\$2,331	\$0	(\$2,331)
Grant Funds	<u>\$15,017,440</u>		
Training Funds	\$159,760	\$136,935	(\$22,825)
Administrative Funds	\$798,800		
	<u>\$15,976,000</u>		

**Victims of Crime Act  
FFY03  
Attachment A**

**SERVICES TO VICTIMS OF DOMESTIC VIOLENCE**

<b>Program Title: Services to Victims of Domestic Violence</b>	<b>INITIAL AMOUNT</b>	<b>AMENDED AMOUNT</b>	<b>DIFFERENCE</b>
Life Span	\$55,913		
Illinois Coalition Against Domestic Violence	\$1,300,000		
Illinois Coalition Against Domestic Violence	\$350,977		
Illinois Coalition Against Domestic Violence	\$70,000		
Crisis Center of South Suburbia	\$62,164		
<b>Program Title: Civil Legal Services for Victims of Domestic Violence</b>			
Land of Lincoln Legal Assistance Foundation	\$278,925		
Prairie State Legal Services	\$216,305		
Life Span	\$141,032		
Legal Assistance Foundation of Chicago	\$44,719		
<b>Program Title: Services to Non-English Speaking or Bilingual Domestic Violence Victims</b>			
Mujeres Latinas en Accion	\$118,404		
Howard Area Community Center	\$75,796		
Korean American Women In Need	\$70,282		
<b>Program Title: Services to Underserved Domestic Violence Populations</b>			
Horizons Community Services	\$106,134		

**SERVICES TO VICTIMS OF SEXUAL ASSAULT**

<b>Program Title: Services to Victims of Sexual Assault</b>	<b>INITIAL AMOUNT</b>	<b>AMENDED AMOUNT</b>	<b>DIFFERENCE</b>
Women's Center	\$37,695		
YWCA - Metropolitan Chicago	\$82,279		
YWCA - Metropolitan Chicago	\$21,464	\$0	(\$21,464)
Assault & Abuse Services of Stephenson County	\$48,069		
Illinois Coalition Against Sexual Assault	\$2,128,248		
Illinois Coalition Against Sexual Assault	\$900,000		
<b>Program Title: Services to Underserved Sexual Assault Victim Populations</b>			
Illinois Coalition Against Sexual Assault	\$2,246,344		



**SERVICES TO VICTIMS OF CHILD ABUSE**

<b>Program Title: Services to Victims of Child Abuse</b>	<b>INITIAL AMOUNT</b>	<b>AMENDED AMOUNT</b>	<b>DIFFERENCE</b>
YWCA - DuPage	\$78,843		
CASA of McLean County	\$43,552		

**Program Title: Child Advocacy Center Services**

Sangamon County Child Advocacy Center	\$62,370		
Lake County Child Advocacy Center	\$70,560		
DuPage County Children's Center	\$44,100		
McLean County Child Advocacy Center	\$77,716		
Children's Advocacy Center of NW Cook County	\$114,728		
Williamson County Child Advocacy Center	\$78,036		
Sangamon County Child Advocacy Center	\$82,632		
Children's Advocacy Center of Kankakee County	\$42,698		
Will County Child Advocacy Center	\$77,176		
Friends of Child Advocacy	\$44,100		
DuPage County Children's Center	\$71,442		
Procure Center	\$48,510		
Children's Advocacy Project of Winnebago County	\$98,176		
LaRabida Children's Hospital	\$77,176		
Sangamon County Child Advocacy Center	\$0	\$47,912	\$47,912
Amy Schultz Child Advocacy Center	\$0	\$31,944	\$31,944
Child Action Network Child Advoacy Center	\$0	\$31,382	\$31,382
Children's Advocacy Center of East Central Illinois	\$0	\$47,519	\$47,519
Williamson County Child Advocacy Center	\$0	\$52,469	\$52,469
Will County Child Advocacy Center	\$0	\$33,736	\$33,736
St. Clair County Child Advocacy Center	\$0	\$44,404	\$44,404
Winnebago County Child Advocacy Center	\$0	\$42,290	\$42,290
Lake County Child Advocacy Center	\$0	\$53,879	\$53,879

**SERVICES TO VICTIMS OF VIOLENT CRIME**

**Program Title: Statewide Services to Victims of Drunk Drivers**

Alliance Against Intoxicated Motorists	\$63,804
Mothers Against Drunk Drivers	\$210,724

**Program Title: Services to Chicago Victims of Violent Crime**

Rogers Park Community Council	\$90,016
Legal Assistance Foundation of Chicago	\$283,080
Circle Family Care	\$95,208

**Program Title: Services to Downstate Victims of Violent Crimes**

Quanada	\$60,900
St. Mary's Hospital	\$78,626

<b>Program Title: Services to Senior Victims of Violent Crime</b>	<b>INITIAL AMOUNT</b>	<b>AMENDED AMOUNT</b>	<b>DIFFERENCE</b>
Catholic Charities	\$75,712		
Prairie Council on Aging, Inc.	\$34,206		
Legal Assistance Foundation of Chicago	\$80,924		
<b>Program Title: Services to Juvenile Victims of Crime</b>			
Freedom House	\$50,836		
YWCA - Metropolitan Chicago	\$68,976		
<b><u>PROSECUTOR-BASED VICTIM ASSISTANCE PROGRAMS</u></b>			
<b>Program Title: Prosecutor-Based Victim Coordinator Services</b>			
Kankakee County State's Attorney's Office	\$57,992		
<b>Program Title: Prosecutor-Based Services to Survivors of Homicide Victims</b>			
Lake County State's Attorney's Office	\$59,100		
Macon County State's Attorney's Office	\$31,950		
Cook County State's Attorney's Office	\$261,514		
<b>Program Title: Prosecutor-Based Victim Assistance Services</b>			
Cook Co. State's Attorney's Office	\$200,000		
<b>Program Title: Prosecutor-Based Victim Assistance Services</b>			
Winnebago County State's Attorney's Office	\$97,590		
Williamson County State's Attorney's Office	\$96,228		
Cook County State's Attorney's Office-Disabled Victims & Compensation Claim Support	\$441,060		
Cook County State's Attorney's Office	\$670,454		
St. Clair County State's Attorney's Office	\$77,176		
Menard County State's Attorney's Office	\$27,562		
Kane County State's Attorney's Office	\$160,760		
Lake County State's Attorney's Office	\$62,038		
Champaign County State's Attorney's Office	\$68,418		
Cook County State's Attorney's Office-Domestic Violence Court	\$96,280		
Cook County State's Attorney's Office-Juvenile Court	\$284,676		

	<b>INITIAL AMOUNT</b>	<b>AMENDED AMOUNT</b>	<b>DIFFERENCE</b>
Allocated Funds	\$13,296,462		
Unallocated Funds	\$366,438	\$2,367	(\$364,071)
Grant Funds	<u>\$13,662,900</u>		
Training Funds	\$145,350		
Administrative Funds	\$726,750		
	<u>\$14,535,000</u>		

## BUDGET COMMITTEE GRANT DESIGNATION

<b>Date Designated</b>	February 24, 2004		
<b>Program Name</b>	Statewide Victim Assistance Services		
<b>Impl. Agency</b>	Illinois Attorney General		
<b>Amount Designated</b>	\$28,150	<b>Fund Source</b>	Victims of Crime Act FFY01
<b>Program Area</b>	Victim Services		
<b>Program Summary</b>			
<p>The Illinois Attorney General’s Office (AGO) is proposing to revise and print tear sheets for domestic violence victims. These tear sheets will be sent to local police departments to be used to inform domestic violence victims of their rights and available services.</p>			
<b>Problem Statement</b>			
<p>The Illinois Domestic Violence Act requires law enforcement officers to provide “immediate and adequate information” about the procedures and relief available to domestic violence victims. Many years ago, the AGO developed tear sheets for law enforcement agencies to ensure that all domestic violence victims received appropriate information about the law. Law enforcement agencies facing budget cuts do not have the resources to print these form nor to track the laws and update the forms. Without these forms domestic violence victims may not get all the information they are required to get under the law.</p>			
<b>Goal and Objective</b>			
<p>The goal of this project is to have law enforcement agencies inform victims of domestic violence of the rights under the law and services available to them by presenting the victims with written information.</p> <p>The objective of this project is to print and distribute updated domestic violence information tear sheets to law enforcement agencies.</p>			
<b>Program Strategy</b>			
<p>The AGO will print and distribute the tear sheet forms to nearly one thousand law enforcement agencies statewide. They will deliver at least four presentations to law enforcement, prosecutors, the judiciary and the advocacy community to inform them of the new victim information tear sheet availability. The AGO will also exhibit the new tear sheet at the 2004 Illinois Association of Chiefs of Police Conference. In addition, they will also travel to various local law enforcement and victim advocate agencies to present this information.</p>			

## BUDGET COMMITTEE GRANT DESIGNATION

<b>Date Designated</b>	February 24, 2004		
<b>Program Name</b>	Elder Abuse Training		
<b>Impl. Agency</b>	Illinois Criminal Justice Information Authority		
<b>Amount Designated</b>	\$20,000	<b>Fund Source</b>	Victims of Crime Act FFY01
<b>Program Area</b>	Victim Services		
<b>Program Summary</b>			
<p>The Illinois Criminal Justice Information Authority will present two training sessions to prosecutors, law enforcement and victim advocates on elder abuse issues. The training will be funded with VOCA and VAWA funds. The VOCA funds will cover the costs that relate to informing the participants of victim issues and needs.</p>			
<b>Problem Statement</b>			
<p>The Illinois Department on Aging reports that four to five percent of people 60 years and older suffer mistreatment, yet only one in 13 cases of elder abuse are reported. Often, elder abusers are family members who live with the victim and elder abuse victims are often unwilling to admit their abuser is a family member. Also, financial exploitation is a growing issue with the elderly and prosecutors and law enforcement struggle with evidence for this type of crime. A recent unfunded mandate passed by the Illinois General Assembly requires that the Department on Aging provide training to prosecutors and law enforcement on elder crime. This training would fulfill that mandate.</p>			
<b>Goal and Objective</b>			
<p>The goal of this project is to train prosecutors, law enforcement, and advocates across the state on the elder crime. Training would cover evidence gathering, prosecution techniques, and services to this population.</p> <p>The objective of this project is to provide two one-day training sessions in different parts of the state to prosecutors, law enforcement, and advocates to become more knowledgeable about the changing laws in elder abuse and the needs of these victims.</p>			
<b>Program Strategy</b>			
<p>The ICJIA will host two one-day training sessions on elder abuse. These training sessions will be co-sponsored by the Office of the Attorney General and the Department on Aging. One training session will be held in the Chicagoland area and the other session will be held in central Illinois. This will allow for more participation in the training from across the state. The participants will be trained on financial exploitation as well as abuse and neglect. In addition, the training will identify service needs for this population. This training will bring together experts from within Illinois and from across the nation to talk about elder abuse.</p>			

## BUDGET COMMITTEE GRANT DESIGNATION

<b>Date Designated</b>	February 24, 2004		
<b>Program Name</b>	Services to Victims of Domestic Violence		
<b>Impl. Agency</b>	Mayor's Office on Domestic Violence/City of Chicago		
<b>Amount Designated</b>	\$60,000	<b>Fund Source</b>	Victims of Crime Act FFY01
<b>Program Area</b>	Victim Services		
<b>Program Summary</b>			
<p>In an effort to reach larger numbers of victims of domestic violence, the Mayor's Office on Domestic Violence (MODV) is proposing to undertake an extensive public awareness campaign.</p>			
<b>Problem Statement</b>			
<p>Domestic Violence continues to reach staggering proportions throughout Chicago. The Cook County State's Attorney's Office indicates that approximately 55,000 domestic violence cases are reported annually. As with most crimes of violence, the actual number of cases is thought to be considerably higher as many victims fail to report their victimization. In many instances, victims are simply unaware of the fact that services are available to them and can be accessed in a safe, confidential manner. Consequently, the Mayor's Office on Domestic Violence is proposing to conduct a public awareness campaign to enhance victim awareness.</p>			
<b>Goal and Objective</b>			
<p>The goal of this project is to enable a broader spectrum of domestic violence victims to learn about available services throughout the city of Chicago.</p> <p>The objective of this project is to utilize forums that have previously been successful in demonstrating their ability to reach domestic violence victims who may not otherwise seek services.</p>			
<b>Program Strategy</b>			
<p>The Mayor's Office on Domestic Violence is proposing an extensive campaign to enhance awareness of services to victims of domestic violence. One of the methods they are seeking to employ is a Chicago Transit Authority citywide interior bus and train poster campaign. This would give them the opportunity to reach a large population of victims who utilize public transportation. In addition, MODV is also proposing the use of radio announcements on local radio stations. These stations have a diverse listening audience and have proven to be an effective method of educating victims about available services.</p>			

# Project Status Reports & Project Profiles

- A. Multi-County Narcotics Enforcement Group
- B. Southern Illinois Enforcement Group

<b>Project Status Report</b>
<b>Program Area/Title:</b> Multi-Jurisdictional Task Forces/Multi-Jurisdictional Drug Narcotics Units
<b>Project Agency:</b> City of Peoria on behalf of the Multi-County Narcotics Enforcement Group
<b>Number of months of activity/months of funding designated:</b> 205/21
<b>Start /end dates of reported agreements:</b> July 1, 2002 – March 31, 2004 (FFY02)
<b>Designation/source:</b> FFY02 - \$155,705/Anti-Drug Abuse Act (21 months)
<b>Program Summary:</b> Multi-County Narcotics Enforcement Group (MCNEG), through this twenty-one month grant, is provided with two inspectors and Multi-County Narcotics Enforcement Group membership fees for Stark and Marshall Counties.
<b>Project Assessment</b>
<b>Administrative compliance:</b> The grantee is very cooperative in the timely submission of continuation materials, budget revisions, amendment requests, and subcontracts; adherence to procurement, RFP and record keeping requirements; and cooperation in data collection and program development.
<b>Data and Fiscal report compliance:</b> Data and fiscal reports are submitted in a timely fashion.
<b>Goals and Objectives for (FFY02) July 1, 2002 – March 31, 2004:</b>
<p><b>Goal #1:</b> Reduce the amount of Methamphetamine available by increasing the number of arrests.</p> <p style="padding-left: 40px;"><i>Objective:</i> Increase the number of methamphetamine arrests by seven percent from last grant period.</p> <p><b>Goal #2:</b> Disrupt the command structure of organized gangs operating in MCNEG's jurisdiction and disrupt the flow of illegal narcotics being distributed by the gangs.</p> <p style="padding-left: 40px;"><i>Objective:</i> Identify and target active gang members involved in trafficking illegal narcotics and increase the number of gang arrests by seven percent from last grant period.</p> <p><b>Goal #3:</b> Reduce the number of illegal firearms available to active gang members.</p> <p style="padding-left: 40px;"><i>Objective:</i> Increase the number of illegal firearms seized by seven percent from last grant period.</p>



**Progress towards the Goals and Objectives:** The following progress has been made by the unit towards achieving the objectives set for the July 1, 2002 – March 30, 2004 program year. The statistics are based on the first eighteen months of activity.

**Goal #1/Objective:** Have an eight percent increase over the previous grant's methamphetamine arrest totals.  
The unit has obtained this objective.

**Goal #2/Objective:** Have a 21 percent increase over the previous grant's gang arrest totals.  
The unit has obtained this objective.

**Goal #3/Objective:** Have a 53 percent decrease from the previous grant period weapon totals.  
The unit is not on pace to obtain this objective.

**Qualitative information:** During the the previous grant period, the unit conducted a search warrant which resulted in a seizure of over 20 weapons. Such a large one-time seizure is a rarity for the unit. The unit is working diligently to achieve the objective of a 7 percent increase in seized weapons. All other objectives have been obtained.

**Evaluation information:** No formal evaluations of this program have been conducted during the current grant period.

**Recommendations:** Staff is working with the unit to re-assess their objectives for the next grant period which begins April 1, 2004.

120 S. Riverside Plaza,  
Suite 1016  
Chicago, Illinois 60606

Tel: (312) 793-8550  
Fax: (312) 793-8422  
TDD: (312) 793-4170

[www.icjia.state.il.us](http://www.icjia.state.il.us)

*Prepared by*

The Research and  
Analysis Unit

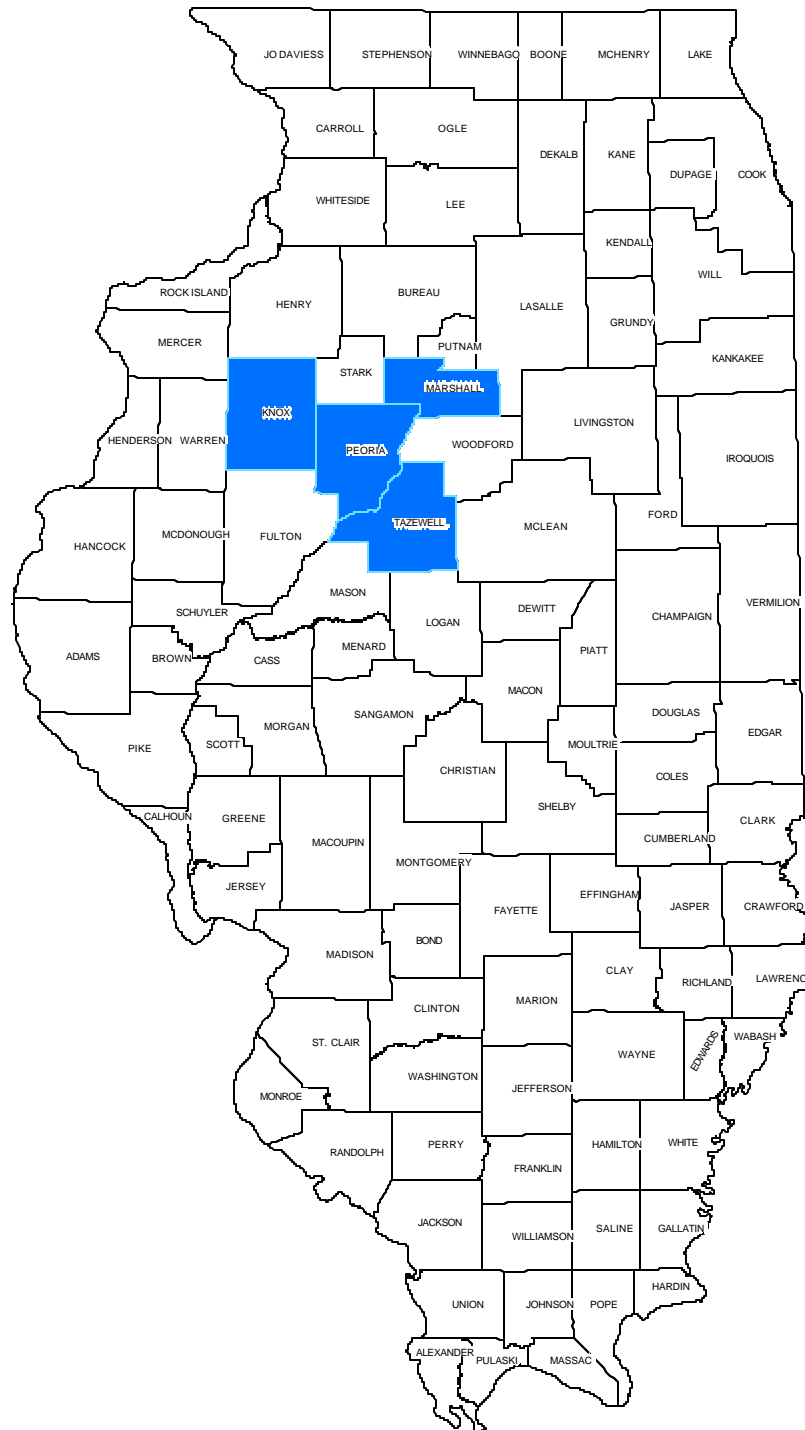
Rod R. Blagojevich  
Governor

Sheldon Sorosky  
Chairman

Lori G. Levin  
Executive Director

July 2003

# Assessing Illinois' Multi-jurisdictional Enforcement Groups and Task Forces



## A Profile of the Multi-County Narcotics Enforcement Group



This project was supported by Grant # 02-DB-BX-0017, awarded to the Illinois Criminal Justice Information Authority by the Bureau of Justice Assistance, Office of Justice Programs, U.S. Department of Justice. The Assistant Attorney General, Office of Justice Programs, coordinates the activities of the following programs, offices and bureaus: Bureau of Justice Assistance, Bureau of Justice Statistics, National Institute of Justice, Office of Juvenile Justice and Delinquency Prevention, and the Office for Victims of Crime. Points of view or opinions contained within this document are those of the authors and do not necessarily represent the official position or policies of the U.S. Department of Justice.

Illinois Criminal Justice Information Authority  
120 S. Riverside Plaza, Suite 1016  
Chicago, Illinois 60606-3997  
Telephone (312) 793-8550  
Telefax (312) 793-8422  
TDD: (312) 793-4170  
World Wide Website <http://www.icjia.state.il.us>

## ACKNOWLEDGMENTS

A number of organizations and individuals put a great deal of effort into the development of this document. The Authority's Research and Analysis Unit is very grateful for the assistance provided by the following organizations:

*Administrative Office of the Illinois Courts*  
*Illinois Department of Human Services' Office of Alcoholism and Substance Abuse*  
*Illinois Department of Children and Family Services*  
*Illinois Department of Corrections*  
*Illinois State Police*  
*Multi-County Narcotics Enforcement Group (MCNEG)*  
*U.S. Bureau of the Census*

In addition, the following individuals were instrumental in gathering, interpreting and presenting these data:

*Robert Bauer*  
*Gary Kupsak*  
*Kelly Marzano*  
*Thomas Nichol*  
*David Olson*  
*Gerard Ramker*  
*Michelle Repp*  
*Gregory Stevens*

## CONTENTS

Section	Page Number
EXECUTIVE SUMMARY	
I.	Introduction ..... 1
II.	Trends in Violent Index Offenses and Arrests..... 3
III.	Trends in Drug Arrests..... 6
IV.	Trends in Drug Seizures..... 15
V.	Trends in Prosecutions for Drug Offenses ..... 18
VI.	Trends in Percent of Convicted Drug Offenders Sentenced to Prison..... 20
VII.	Trends in Drug Treatment Admissions in MCNEG Region by Drug Type ..... 25
VIII.	Trends in Substance-Exposed Infants..... 28
IX.	Summary of Drug Situation..... 29
X.	Appendices ..... 31
Map 1	2002 Percent of Illinois' County-level Population Covered by an Authority-funded Multi-jurisdictional Enforcement Group or Task Force. 32
Map 2	2002 Illinois Cannabis Seizure Rates, by County ..... 33
Map 3	2002 Illinois Cocaine Seizure Rates, by County..... 34
Map 4	2002 Illinois Crack Seizure Rates, by County ..... 35
Map 5	2002 Illinois Methamphetamine Seizure Rates, by County ..... 36
Map 6	2002 Illinois Heroin Seizure Rates, by County..... 37
XI.	Bibliography ..... 38

## LIST OF FIGURES

Figure	Page Number
Figure 1.	Violent Index Offense Rates for Participating and Non-participating Agencies in Region Covered by MCNEG..... 3
Figure 2.	2002 Violent Index Offenses* Reported by Participating and Non-participating Agencies in Region Covered by MCNEG..... 4
Figure 3.	Violent Index Arrest Rates for Participating and Non-participating Agencies in Region Covered by MCNEG..... 5
Figure 4.	2002 Violent Index Arrests* Reported by Participating and Non-participating Agencies in Region Covered by MCNEG..... 5
Figure 5.	Total Drug Arrest Rates for MCNEG and Participating and Non-participating Agencies in Region Covered by MCNEG..... 7
Figure 6.	2002 Drug Arrests* Reported by Participating and Non-participating Agencies in Region Covered by MCNEG..... 8
Figure 7.	Total 2002 Drug Arrests* Reported by Participating and Non-participating Agencies in Region Covered by MCNEG, by Drug Type ..... 8
Figure 8.	Drug Arrests by MCNEG..... 9
Figure 9.	Percent of Total Drug Arrests Accounted for by MCNEG..... 10
Figure 10.	Cannabis Arrests Rates in the Region Covered by MCNEG as Reported by Participating Agencies, Non-participating Agencies, and MCNEG..... 11
Figure 11.	Percent of Cannabis Arrests Accounted for by MCNEG ..... 12
Figure 12.	Controlled Substances Arrest Rates in the Region Covered by MCNEG as Reported by Participating Agencies, Non-participating Agencies, and MCNEG..... 13
Figure 13.	Percent of Controlled Substances Arrests Accounted for by MCNEG..... 14
Figure 14.	MCNEG Drug Arrests for Possession Versus Delivery, by Drug Type ..... 14

Figure 15.	Cannabis Seized and Submitted to ISP by Knox, Marshall, Peoria, and Tazewell Counties and Seized by MCNEG.....	15
Figure 16.	Powder and Crack Cocaine Seized and Submitted to ISP by Knox, Marshall, Peoria, and Tazewell Counties and Seized by MCNEG .....	16
Figure 17.	Number of Felony Filings in Knox, Marshall, Peoria, and Tazewell Counties .....	18
Figure 18.	Total MCNEG Drug Arrests and Percentage of Arrests Resulting in Prosecution ....	19
Figure 19.	Sentences Imposed on Felons Convicted in Knox, Marshall, Peoria, and Tazewell Counties .....	20
Figure 20.	Sentences Imposed on Convicted MCNEG Drug Offenders.....	21
Figure 21.	Number of Drug Offenders Committed to IDOC by MCNEG and Region Covered by MCNEG .....	22
Figure 22.	Drug Offenders as a Percent of Total IDOC Commitments from Knox, Marshall, Peoria, and Tazewell Counties.....	23
Figure 23.	Drug Offenders Committed to IDOC from Knox, Marshall, Peoria, and Tazewell Counties, by Offense Class.....	24
Figure 24.	Substance Abuse Treatment Admissions from Knox, Marshall, Peoria, and Tazewell Counties .....	25
Figure 25.	Comparison of Drug Arrests by MCNEG and Participating and Non-participating Agencies vs. Drug Abuse Treatment Admissions in Knox, Marshall, Peoria, and Tazewell Counties, 2002 .....	27
Figure 26.	Cases of Substance-Exposed Infants in Knox, Marshall, Peoria, and Tazewell Counties.....	28
Figure 27.	Availability of Drugs in Illinois, 2000.....	29
Figure 28.	Price Per Gram in Illinois, 2000 .....	30

## EXECUTIVE SUMMARY

Since 1989, the Authority's Research and Analysis Unit has received funds under the federal Anti-Drug Abuse Act of 1988 to document the extent and nature of drug and violent crime in Illinois and the criminal justice system's response to these offenses. As a result of these efforts, the Authority has amassed a large amount of data measuring the extent and nature of drug and violent crime in Illinois and the impact these crimes have had on the criminal justice system. In addition, as part of its monitoring and evaluation efforts, the Authority also requires funded programs to submit monthly data reports describing their activities and accomplishments. This profile is intended to provide a general overview of the drug and violent crime problem in the jurisdictions covered by Illinois' MEGs and task forces, and the response to these problems by the units.

Although the data presented in this report are by no means inclusive of all indicators, they do provide a general overview of drug and violent crime and the response and impact of the criminal justice system. The following represent general conclusions that can be made based on the data analyzed for this report.

- In 2002, seven local Illinois police agencies participated in the Multi-County Narcotics Enforcement Group (MCNEG). A participating agency is defined as one that contributes either personnel or financial resources to MCNEG. Officers assigned to MCNEG (totaling ten in 2002, seven from participating agencies) accounted for 1 percent of the total number of sworn police officers working for agencies participating in MCNEG (page 1).
- The violent Index offense rate was collectively higher across jurisdictions participating in MCNEG than among the combined jurisdictions that did not participate in MCNEG. The difference between the violent Index offense rate for the participating and non-participating agencies remained about the same in recent years (page 3).
- The drug arrest rate tended to be higher in those jurisdictions participating in MCNEG than in those jurisdictions not participating. Also, the drug arrest rate for MCNEG was significantly less than the drug arrest rates of the agencies that participate and those that do not participate in MCNEG. This may be due to the fact that MCNEG comprised only 1 percent of all officers working in the jurisdictions participating in MCNEG (pages 6 and 7).
- When comparing the types of drug offenders arrested by those agencies participating in MCNEG, those agencies not participating, and MCNEG, it was found that MCNEG tended to target and arrest more serious drug law violators, specifically violators of the Controlled Substances Act, which tend to be felony-level offenses (page 9).
- The majority of all drug arrests reported by MCNEG, for either violations of the Cannabis Control Act or the Controlled Substances Act, involve drug sale or delivery (page 14).
- Between 1993 and 2002, the amount of cannabis seized by MCNEG decreased, while seizures of cocaine increased (pages 15 and 16).
- Between 1989 and 2002, the majority of all drug arrests by MCNEG resulted in prosecution. Of these MCNEG drug offender prosecutions, 70 percent were for violations of Controlled Substances Act. In addition, between 1989 and 2002, over one-half (52 percent) of all drug offenders who were prosecuted as a result of MCNEG activity were convicted (page 19).
- In 2002, among those MCNEG drug offenders convicted and sentenced, prison sentences accounted for the largest proportion (53 percent), followed by probation sentences (28 percent) and jail sentences (19 percent) (page 21).



- Between 1989 and 2002, prison sentences resulting from MCNEG cases accounted for 21 percent of all drug-law violators sent to prison from the region where MCNEG operates (page 22).
- Unlike the arrests made by non-participating agencies, the arrests made by MCNEG and participating agencies tended to involve the substances considered to be most serious (i.e., felony versus misdemeanor) and the substances for which a large proportion of community residents were seeking and receiving substance abuse treatment in 2002 (page 26).
- Between state fiscal years 1989 and 1993, the number of substance-exposed infant cases reported and verified in the four-county region covered by MCNEG increased steadily before decreasing almost every year after 1995 (page 28).
- According to MCNEG survey responses, cannabis, cocaine and crack continued to be the most visible drugs on the street and were all reported to be “readily available” in the region covered by MCNEG, regions similar to that covered by MCNEG and statewide. The perceived availability of methamphetamine increased for all of the regions across the years surveys were conducted, while survey respondents were more likely to state that the availability of PCP remained relatively low across survey years, the availability of LSD decreased, and the availability of heroin increased (page 29).
- According to MCNEG survey responses, drug prices per gram in the region covered by MCNEG, in the regions covered by MEGs and task forces similar to MCNEG, and in the state varied widely. Generally speaking, survey respondents from all areas were more likely to report that for most drugs prices remained stable over time. The only exception is heroin, which varied significantly across regions, and PCP for which data was largely unavailable (page 30).



## I. Introduction

The Multi-County Metropolitan Enforcement Group (MCNEG) covers the Illinois counties of Knox, Marshall, Peoria and Tazewell. Combined, these counties had a 2002 total population of 378,556 – one percent more than in 1990. In 2002, seven local Illinois police agencies participated in MCNEG. A participating agency is defined as one that contributes either personnel or financial resources to MCNEG. Participating agencies include the Marshall County Sheriff's Office, the Peoria County Sheriff's Office, the Tazewell County Sheriff's Office and the following municipal police departments: East Peoria, Pekin, Peoria, and Galesburg. These agencies served nearly 71 percent of the population in the four-county region covered by MCNEG in 2002 (see Map 1 on page 32).

In addition to agencies that participate in MCNEG, Knox, Marshall, Peoria, and Tazewell counties are served by 31 additional police departments that do not participate in MCNEG. According to the Illinois State Police, county sheriffs and local police departments in the four-county region covered by MCNEG, combined, employed 635 full-time police officers as of October 31, 2002, 489 of whom work in an agency participating in MCNEG. In comparison, there were a total of ten officers assigned to MCNEG in 2002, seven of which were assigned by participating agencies and three from the Illinois State Police (ISP). Thus, the officers assigned to MCNEG during 2002 accounted for a relatively small proportion—1 percent—of the total number of sworn police officers working in the participating police departments.

Since 1989, the Authority's Research and Analysis Unit has received funds under the federal Anti-Drug Abuse Act of 1988 to document the extent and nature of drug and violent crime in Illinois and the criminal justice system's response to these offenses. As a result of these efforts, the Authority has amassed a large amount of data measuring the extent and nature of drug and violent crime in Illinois and the impact these crimes have had on the criminal justice system. In addition, as part of its monitoring and evaluation efforts, the Authority also requires funded programs to submit monthly data reports describing their activities and accomplishments. To put this information into the hands of Metropolitan Enforcement Group (MEG) and drug task force directors and policy board members, the Authority's Research and Analysis Unit has developed profiles – of which this is one – for each MEG and task force. The profile is intended to provide a general overview of the drug and violent crime problem in the jurisdictions covered by Illinois' MEGs and task forces, and the response to these problems by the units.

In addition to administering federal block-grant funds that come to Illinois for crime control initiatives, the Illinois Criminal Justice Information Authority is also responsible for providing policymakers, criminal justice professionals and others with information, tools and technology needed to make effective decisions that improve the quality of criminal justice in Illinois. The Authority provides an objective system-wide forum for identifying critical problems in criminal justice, developing coordinated and cost-effective strategies, and implementing and evaluating solutions to those problems. The specific powers and duties of the Authority are delineated in the Illinois Criminal Justice Information Act (Illinois Compiled Statutes, Ch. 20, Sec. 3930). Two of the Authority's many responsibilities are serving as a clearinghouse of information and research on criminal justice and undertaking research studies to improve the administration of criminal justice.

While the data presented in this report are by no means inclusive of all indicators, they do provide a general overview of drug and violent crime and the response and impact of the criminal justice system. In addition, these data are readily available and consistently defined through existing statewide data collection mechanisms. Some data presented in this profile have been analyzed differently than in previous years; therefore, caution must be taken when comparing numbers presented with previous profiles.

While a considerable amount of the information presented in this profile has been provided to the Authority by MCNEG, a number of state agencies have also provided data to the Authority that are included in this report. Specifically, the Illinois State Police, the Administrative Office of the Illinois Courts, the Illinois Department of Human Services' Office of Alcoholism and Substance Abuse, the Illinois Department of Corrections and the Illinois Department of Children and Family Services all provided data used to develop this profile. The support and cooperation of these agencies and their staffs have helped make this report an informative and timely source of information on the activities of the criminal justice system in Illinois.

## II. Trends in Violent Index Offenses and Arrests

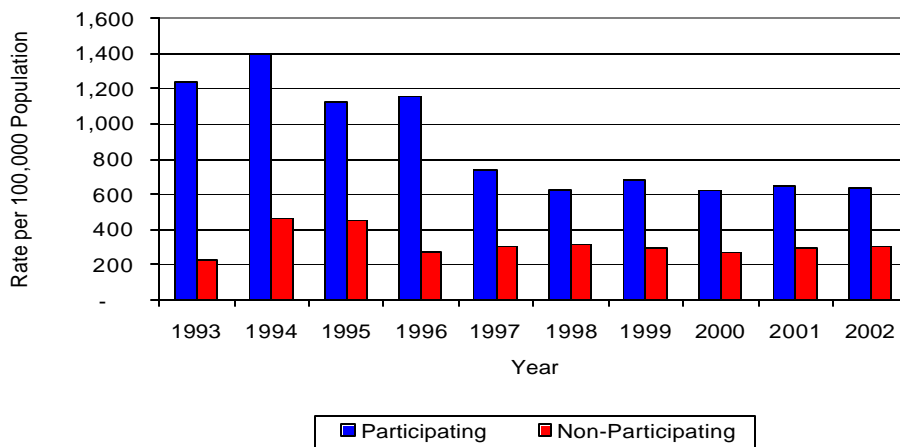
While most of Illinois' Metropolitan Enforcement Groups and drug task forces are primarily involved in drug enforcement activities, it is clear that the relationship between drugs and violence is particularly evident in a number of Illinois communities. In addition, a number of MEGs and task forces have increased their involvement in the investigation of violent crime, particularly that associated with gang activity and violence related to drug distribution, sale and turf battles. One of the most commonly used indicators of the level of crime in a particular jurisdiction is the number of Index offenses reported to the police. In Illinois, as part of the Illinois Uniform Crime Reporting (I-UCR) program, every law enforcement agency in the state is required to report crime data monthly to the Illinois State Police (ISP). There are eight separate offenses that constitute the Crime Index, including murder, criminal sexual assault, robbery, aggravated assault (violent Index offenses), burglary, theft, motor vehicle theft, and arson (property Index offenses). Although these eight offenses do not account for all crimes reported to the police, they are considered to be the most serious, frequent, pervasive, and consistently defined by different law enforcement agencies.

In 2002, the number of violent Index offenses reported to the police in the four-county region covered by MCNEG totaled 2,055, a 43 percent decrease from the 3,584 offenses reported in 1993. The majority (61 percent) of violent Index offenses reported to the police between 1993 and 2002 were aggravated assaults, while 23 percent were robberies.

During the period analyzed, the violent Index offense rate for the region covered by MCNEG also decreased 43 percent, from 948 offenses per 100,000 population in 1993 to 543 offenses per 100,000 population in 2002. Similarly, the violent Index offense rate in the participating agencies decreased 48 percent, from 1,244 to 641 offenses per 100,000 population. Conversely, the rate in the non-participating agencies increased 30 percent, from 234 to 305 offenses per 100,000 population between 1993 and 2002 (Figure 1). Thus, the violent Index offense rate was collectively higher across jurisdictions participating in MCNEG than among the combined jurisdictions that did not participate in MCNEG, although this difference began to decline in 1997.

**Figure 1**

**Violent Index Offense Rates for  
Participating and Non-participating Agencies  
in Region Covered by MCNEG**

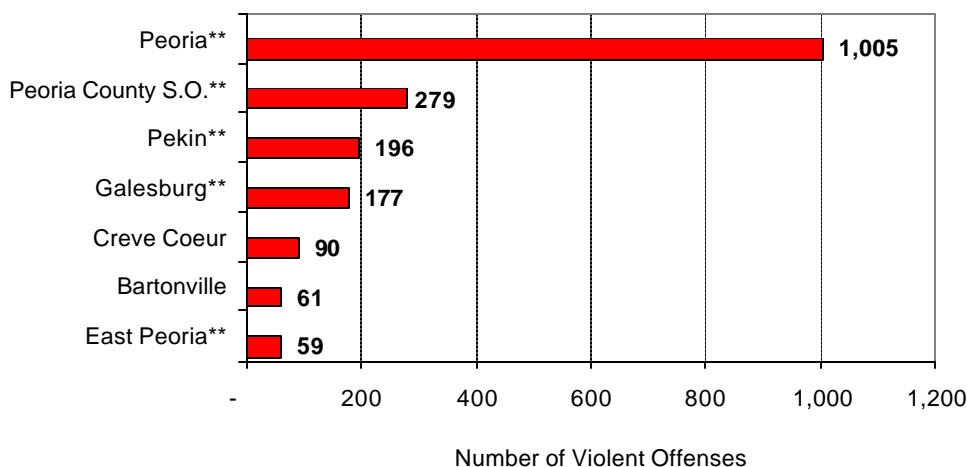


Source: ICJIA calculations using  
Illinois State Police and U.S. Census Bureau data

Across the 38 individual local law enforcement agencies covered by MCNEG’s jurisdiction, five agencies, the Peoria Police Department, the Pekin Police Department, the Peoria County Sheriff’s Office, the Galesburg Police Department, and the Creve Coeur Police Department accounted for 85 percent of all violent Index offenses reported to the police (Figure 2). Twenty-seven agencies had fewer than 50 violent Index offenses reported in 2002 and are excluded from Figure 2.

**Figure 2**

**2002 Violent Index Offenses\* Reported by Participating and Non-participating Agencies in Region Covered by MCNEG**



Source: Illinois State Police

\*Agencies reporting 50 or more violent offenses

\*\*Agencies participating in MCNEG

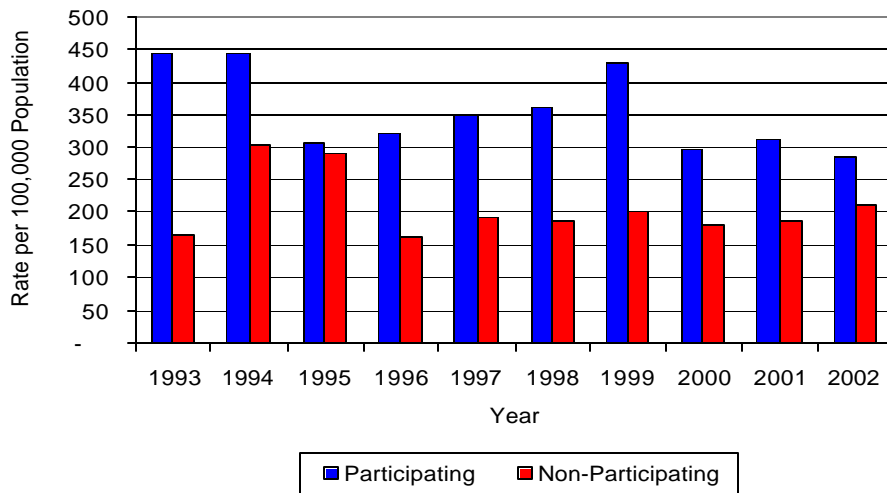
An indicator of the workload that law enforcement agencies place on other components of the justice system is the number of arrests made by police, including those for violent and property Index offenses and drug offenses. Unlike offenses, which are what police must respond to, arrests represent those offenders who may eventually be processed through other components of the justice system, including the courts, county jails, and state and local correctional programs.

Between 1993 and 2002, the number of arrests for violent Index offenses made by law enforcement agencies in the region covered by MCNEG decreased 26 percent, from 1,363 to 1,002. As with reported violent Index offenses, the majority (81 percent) of violent Index arrests were for aggravated assaults, followed by robberies (11 percent).

During the period analyzed, the violent Index arrest rate for the region covered by MCNEG decreased 27 percent, from 361 offenses per 100,000 population in 1993 to 265 arrests per 100,000 population in 2002. Similarly, the violent Index arrest rate in the participating agencies decreased 35 percent, from 442 to 286 offenses per 100,000 population, while the rate in the non-participating agencies increased 29 percent, from 165 to 213 offenses per 100,000 population (Figure 3).

**Figure 3**

**Violent Index Arrest Rates for Participating and Non-participating Agencies in Region Covered by MCNEG**

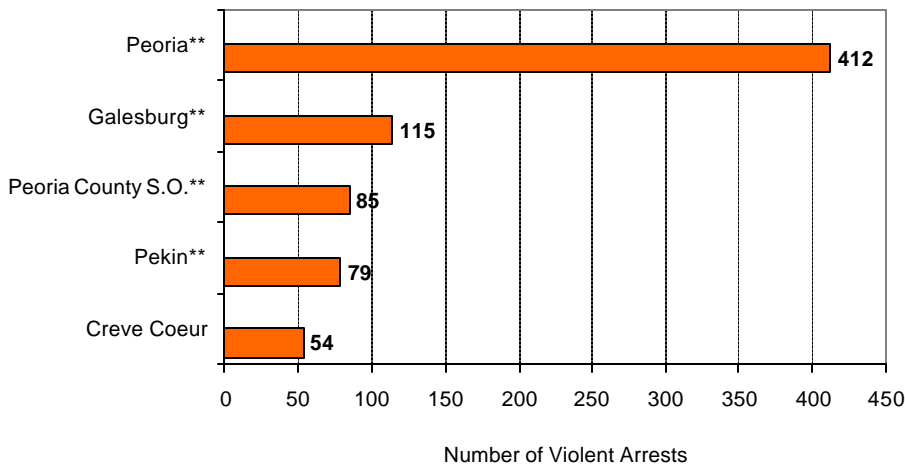


Source: ICJIA calculations using Illinois State Police and U. S. Census Bureau data

Similar to the number of violent Index offenses, the majority (75 percent) of arrests for violent Index offenses occurring in the four-county region covered by MCNEG were made by five agencies. Twenty-nine agencies had fewer than 50 arrests for violent Index offenses reported in 2002 and are excluded from Figure 4. Of the 998 violent Index arrests made in 2002, the Peoria Police Department accounted for the largest proportion (41 percent), followed by the Galesburg Police Department (12 percent) and the Peoria County Sheriff's Office (9 percent).

**Figure 4**

**2002 Violent Index Arrests\* Reported by Participating and Non-participating Agencies in Region Covered by MCNEG**



Source: Illinois State Police

\*Agencies reporting 50 or more violent offenses

\*\*Agencies participating in MCNEG

### III. Trends in Drug Arrests

There are two sources of drug arrest data presented in this section. One source is the Illinois Uniform Crime Reporting (I-UCR) program that includes information submitted by local law enforcement agencies on the number of persons arrested for violations of Illinois' Cannabis Control Act, Controlled Substances Act, Hypodermic Syringes and Needles Act, and Drug Paraphernalia Control Act. In addition, data on drug arrests made by Illinois' MEGs and task forces are reported to the Illinois Criminal Justice Information Authority. In some jurisdictions, arrests made by the MEG or task force may be reported by both local law enforcement agencies through the IUCR and to the Authority by the unit. In other jurisdictions, arrests made by the MEG or task force are only reported to the Authority by the unit. Therefore, in some instances drug arrests may be double counted – included in both local agency statistics reported to I-UCR and those of the MEG or task force. Currently there is no mechanism in place to ensure that drug arrest statistics are not being duplicated at both the local agency and MEG/ task force level. This should be kept in mind when interpreting the information presented in the following section.

The majority of drug offenses in Illinois are violations of either the *Cannabis Control Act* – which prohibits the possession, sale and cultivation of marijuana – or the *Controlled Substances Act* – which prohibits the possession, sale, distribution or manufacture of all other illegal drugs, such as cocaine and opiates. Illinois also has various other laws prohibiting other drug-related activity. These include the *Hypodermic Syringes and Needles Act* – which prohibits the possession or sale of hypodermic instruments – and the *Drug Paraphernalia Control Act* – which prohibits the possession, sale or delivery of drug paraphernalia. In general, violations of Illinois Controlled Substances Act are considered to be more serious, since they primarily involve cocaine, heroin, methamphetamine, and hallucinogens, and are almost all classified under Illinois law as felonies. The majority of cannabis and drug paraphernalia offenses encountered by police, on the other hand, tend to be misdemeanor-level offenses.

In 2002, local law enforcement agencies in the counties covered by MCNEG reported 1,803 arrests for drug law violations, nearly triple the number in 1993 (643 arrests). Between 1993 and 2002, arrests for violations of Illinois' Cannabis Control Act out-numbered arrests for violations of the Controlled Substances Act in Knox, Marshall, Peoria, and Tazewell counties, combined. During the same period, the number of arrests for violations of the Cannabis Control Act in these four counties combined more than tripled, from 326 to 1,022. Arrests for violations of the Controlled Substances Act in the four-county region combined more than doubled, from 317 to 781. In addition, arrests for violations of the Drug Paraphernalia Control Act, enacted in 1993, increased dramatically from 17 in 1993 to 912 in 2002. Much of this increase can be attributed to a 1994 addition to the Drug Paraphernalia Control Act, which included the possession of drug paraphernalia as a violation.

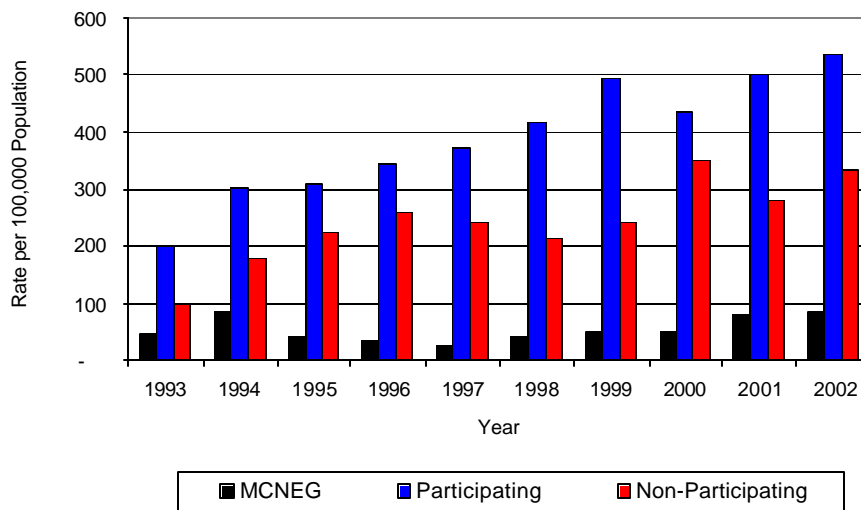
Because arrests for violations of the Drug Paraphernalia Control Act are frequently made in conjunction with other drug offense arrests, these arrests may be double-counted, thus skewing the actual number of drug arrests. Therefore, only arrests for violations of the Cannabis Control Act and Controlled Substances Act will be used for drug arrest comparisons between MCNEG and the participating and non-participating agencies.

During the period analyzed, the drug arrest rate for the Cannabis Control and Controlled Substances Acts combined, in the region covered by MCNEG, more than doubled, from 170 arrests per 100,000 population in 1993 to 476 arrests per 100,000 population in 2002. Similarly, the drug arrest rate in the participating agencies more than doubled, from 200 to 535 arrests per 100,000 population, while the drug arrest rate for the non-participating agencies more than tripled, from 99 to 334 arrests per 100,000 population. The arrest rate for MCNEG, on the other hand, increased 83 percent, from 48 to 87 arrests per 100,000 population (Figure 5). Thus, the drug arrest rate tended to be higher in those jurisdictions participating in MCNEG than in those jurisdictions not participating. Also, the drug arrest rate for



MCNEG was significantly less than the drug arrest rate of the agencies that participate in MCNEG, as well as those that do not. This may be due to the fact that MCNEG was comprised of only 1 percent of all officers working in the jurisdictions participating in MCNEG.

**Figure 5**  
**Drug Arrest Rates for MCNEG and**  
**Participating and Non-participating Agencies**  
**in Region Covered by MCNEG**

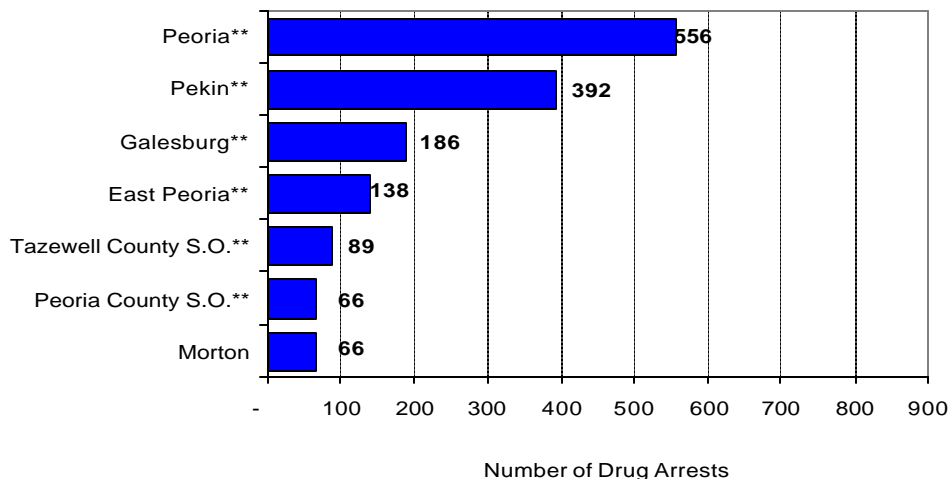


Source: ICJIA calculations using Illinois State Police, MCNEG and U.S. Census Bureau data

Across the individual local law enforcement agencies in the region covered by MCNEG, the total number of drug arrests, including all types of drug offenses, ranged from zero to 556. Of the 1,803 drug arrests made during 2002 in the four-county region, seven agencies accounted for 83 percent of these drug arrests. Twenty-seven agencies had fewer than 50 drug arrests reported in 2002 and are excluded from Figure 6. The Peoria Police Department accounted for almost one-third (31 percent) of arrests in the region, followed by the Pekin Police Department (22 percent) and the Galesburg Police Department (10 percent) (Figure 6). All but one of the seven agencies with the highest number of drug arrests reported participated in MCNEG.

**Figure 6**

**2002 Drug Arrests\* Reported by Participating and Non-participating Agencies in Region Covered by MCNEG**



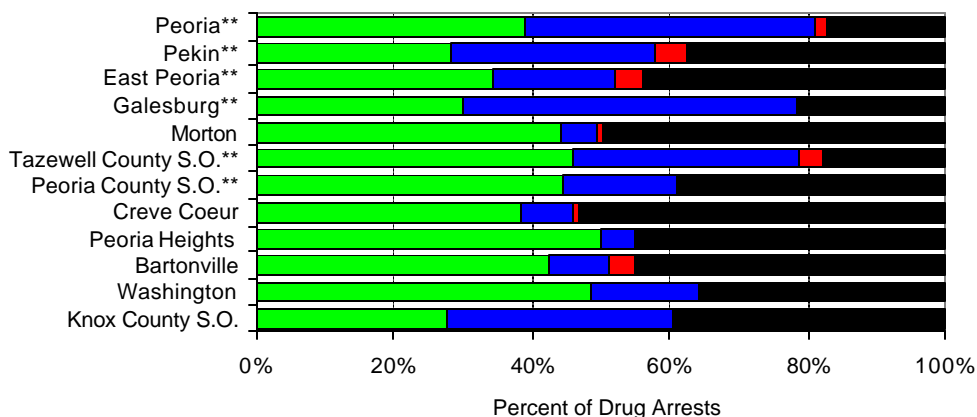
Source: Illinois State Police

\*Agencies reporting 50 or more drug arrests  
 \*\*Agencies participating in MCNEG

In addition to the dramatic difference in the number of drug arrests made, there are also differences in the types of drug law violation arrests across the agencies in the region. In 2002, there were more agencies in the region covered by MCNEG for which a majority of arrests were for violations of the Drug Paraphernalia Control Act than agencies for which a majority of arrests were for violations of the Cannabis Control Act, the Controlled Substances Act, or the Hypodermic Syringes and Needles Act (Figure 7).

**Figure 7**

**Total 2002 Drug Arrests\* Reported by Participating and Non-participating Agencies in Region Covered by MCNEG, by Drug Type**



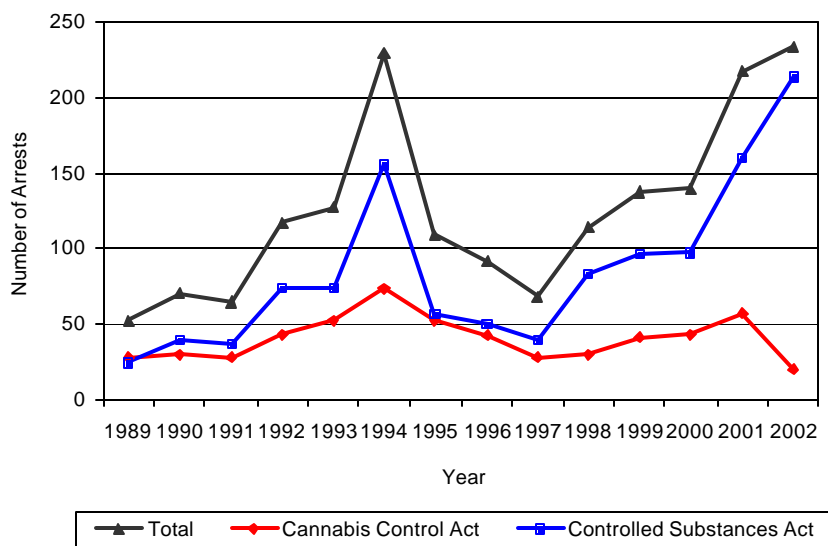
Source: Illinois State Police

\*Agencies reporting 50 or more drug arrests  
 \*\*Agencies participating in MCNEG

Between 1993 and 2002, the number of combined cannabis and controlled substances arrests made by MCNEG increased 83 percent, from 127 to 233 (Figure 8). Unlike drug arrests made by most local police departments in the region, violations of the Controlled Substances Act accounted for the majority of drug arrests made by MCNEG throughout the period analyzed. During the period analyzed, the number of MCNEG arrests for violations of the Cannabis Control Act decreased 62 percent, from 53 to 20, while arrests for violations of the Controlled Substances Act nearly tripled, from 74 to 213 (Figure 8).

**Figure 8**

**Drug Arrests by MCNEG**



Source: MCNEG

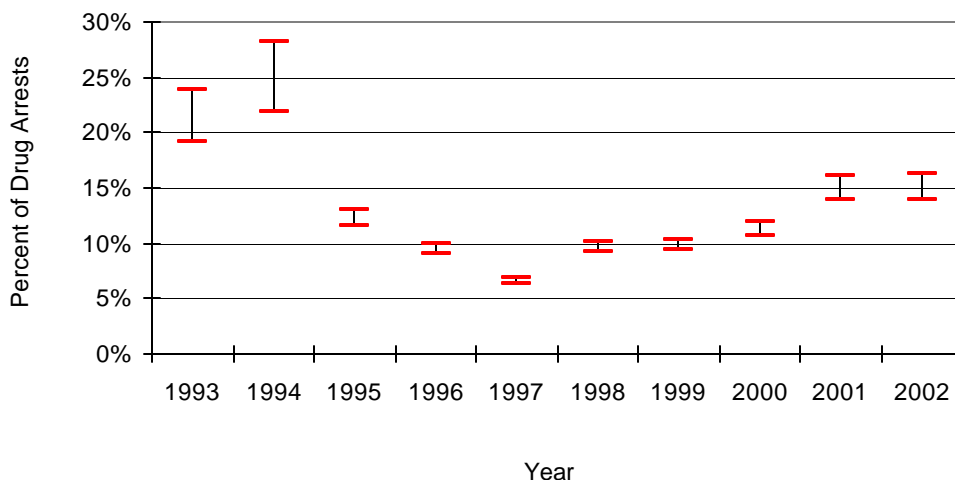
Between 1993 and 2002, the proportion of drug arrests accounted for by violations of the Controlled Substances Act decreased for both participating and non-participating agencies. In 1993, 55 percent of arrests made by the participating agencies were for violations of the Controlled Substances Act, and in 2002, that percentage had decreased to 49 percent. As for the non-participating agencies, in 1993, 19 percent of arrests were for violations of the Controlled Substances Act, which increased to 20 percent in 2002. In 2002, 91 percent of the drug arrests made by MCNEG were for violations of the Controlled Substances Act, compared to 58 percent in 1993. Thus, arrests by MCNEG were more likely than arrests by either participating or non-participating agencies to involve violations of the Illinois' Controlled Substances Act, as opposed to the Cannabis Control Act. One interpretation of this pattern is that MCNEG was more focused in who they are targeting and arresting than local departments, and are also getting a more serious drug law violator, since violations of the Controlled Substance Act are more likely to involve felony-level offenses.

The data presented below represent the percent of total drug arrests made by participating agencies that were accounted for by MCNEG. An upper and lower bound is shown in Figure 9, which accounts for whether or not the units numbers are counted as part of the UCR submissions made by participating departments (which is unknown at this point). The upper bound indicates the percentage of arrests if *all* of the MCNEG arrests are included in the local UCR submissions. The lower bound indicates the percentage if *none* of the MCNEG arrests are included in the local UCR submissions. It is estimated that the proportion of all drug arrests made in the jurisdictions of participating agencies, and accounted for by MCNEG, was between 19 to 24 percent in 1993, but decreased to between 14 and 16 percent in 2002. Despite the fact that the officers assigned to MCNEG accounted for only 1 percent of the total number of

officers in participating agencies, they accounted for no less than 6 percent and perhaps as much as 28 percent of the drug arrests made in the jurisdiction of the participating agencies during the years analyzed.

**Figure 9**

**Percent of Total Drug Arrests  
Accounted for by MCNEG**



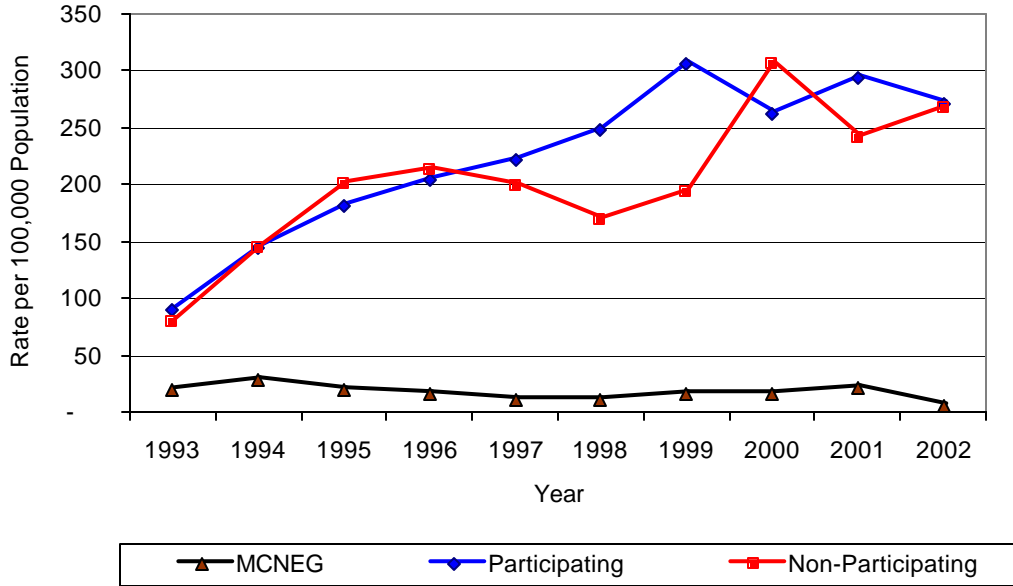
Source: ICJIA calculations using Illinois State Police and MCNEG data

The number of arrests for violations of Illinois' Cannabis Control Act in Knox, Marshall, Peoria, and Tazewell counties combined totaled 1,022 in 2002, more than triple the 326 arrests made for cannabis violations in 1993. In 2002, agencies participating in MCNEG accounted for the largest portion (71 percent) of the total number of arrests for cannabis violations. MCNEG reported a total of 14 arrests for cannabis violations in 2002, 8 percent of the unit's drug arrests.

During the period analyzed, the cannabis arrest rate for the region covered by MCNEG more than tripled, from 86 arrests per 100,000 population in 1993 to 270 arrests per 100,000 population in 2002. The cannabis arrest rate in the participating agencies tripled, from 89 to 271 arrests per 100,000 population, while the arrest rate in the non-participating agencies more than tripled from 80 to 268 arrests per 100,000 population. The cannabis arrest rate for MCNEG, on the other hand, decreased 62 percent, from 20 to seven arrests per 100,000 population (Figure 10). Thus, the arrest rate for violations of the Cannabis Control Act in the areas served by participating agencies was equal to or higher than the rate in areas served by non-participating agencies.

**Figure 10**

**Cannabis Arrests Rates in the Region Covered by MCNEG as Reported by Participating Agencies, Non-participating Agencies, and MCNEG**



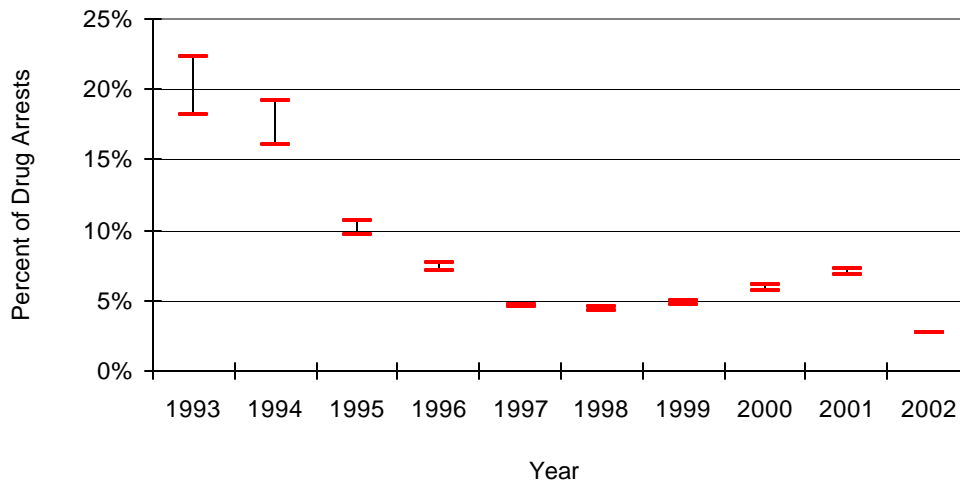
Source: ICJIA calculations using Illinois State Police and MCNEG data

The data presented below represent the percent of total arrests for the violation of the Cannabis Control Act made by participating agencies that was accounted for by MCNEG. An upper and lower bound is shown in Figure 11, which accounts for whether or not the units numbers are counted as part of the UCR submissions made by participating departments (which is unknown at this point). The upper bound indicates the percentage of arrests if *all* of the MCNEG arrests are included in the local UCR submissions. The lower bound indicates the percentage if *none* of the MCNEG arrests are included in the local UCR submissions.

It is estimated that the proportion of all arrests for the violation of the Cannabis Control Act made in the jurisdictions of participating agencies, and accounted for by MCNEG, was between 18 to 22 percent in 1993, but decreased to 3 percent in 2002. The data presented in Figure 11 suggest that although arrests for the violation of the Cannabis Control Act made by MCNEG in 1993 represented a significant proportion of such arrests made in the jurisdictions of participating agencies, considering the number of officers working for MCNEG, this proportion dropped in subsequent years.

**Figure 11**

**Percent of Cannabis Arrests  
Accounted for by MCNEG**



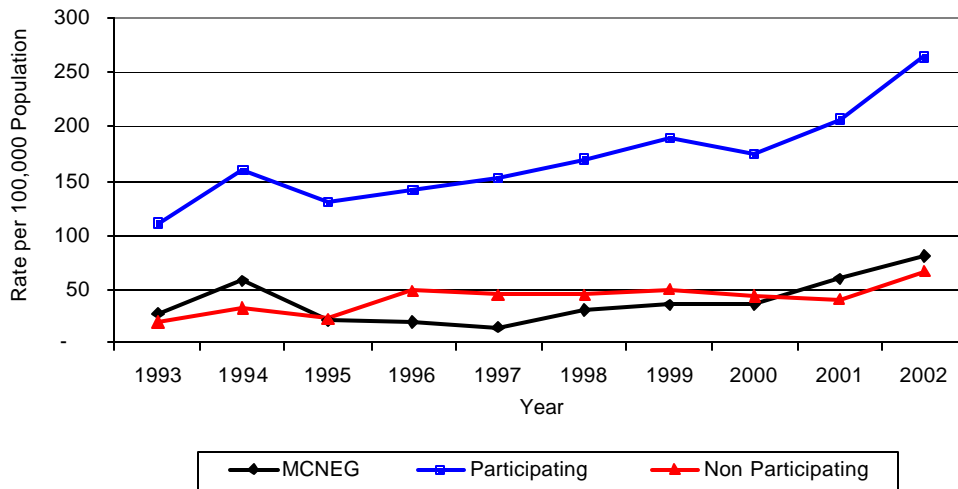
Source: ICJIA calculations using Illinois State Police and MCNEG data

In Knox, Marshall, Peoria, and Tazewell counties, the number of arrests for violations of Illinois' Controlled Substances Act more than doubled between 1993 and 2002, from 317 to 781. In 2002, MCNEG reported 168 arrests for controlled substance violations.

Between 1993 and 2002, the arrest rate for violations of the Controlled Substances Act for the region covered by MCNEG also more than doubled, from 84 to 206 arrests per 100,000 population (Figure 12). Similarly, the controlled substances arrest rate in the participating agencies also more than doubled, from 111 to 264 arrests per 100,000 population, while the arrest rate in the non-participating agencies more than tripled, from 19 to 66 arrests per 100,000 population. During the period analyzed, the controlled substances arrest rate for MCNEG more than doubled, from 28 to 79 arrests per 100,000 population (Figure 12). Thus, the arrest rate for violations of the Controlled Substances Act was higher for participating agencies than non-participating agencies.

**Figure 12**

Controlled Substances Arrest Rates in the Region Covered by MCNEG as Reported by Participating Agencies, Non-participating Agencies, and MCNEG



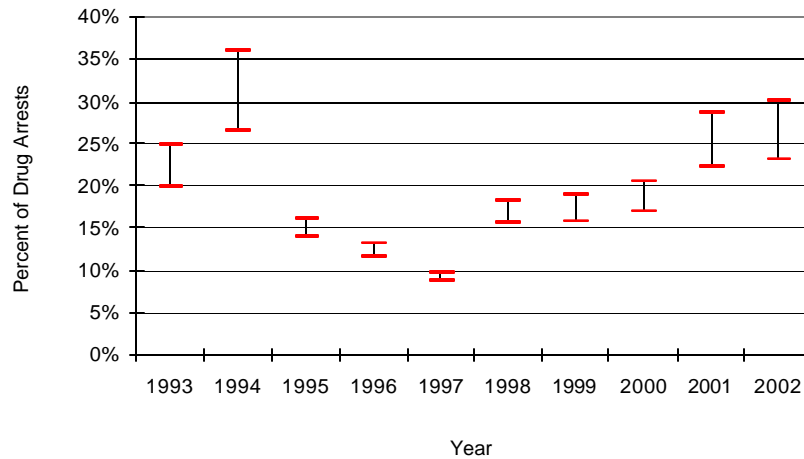
Source: ICJIA calculations using Illinois State Police and MCNEG data

The data presented below represent the percent of total arrests for violations of the Controlled Substances Act made by participating agencies accounted for by MCNEG. An upper and lower bound is shown in Figure 13, which accounts for whether or not the units numbers are counted as part of the UCR submissions made by participating departments (which is unknown at this point). The upper bound indicates the percentage of arrests if *all* of the MCNEG arrests are included in the local UCR submissions. The lower bound indicates the percentage if *none* of the MCNEG arrests are included in the local UCR submissions.

It is estimated that the proportion of all arrests for the violation of the Controlled Substances Act made in the jurisdictions of participating agencies, and accounted for by MCNEG, was between 20 to 25 percent in 1993, increasing to between 23 to 30 percent in 2002. When examining the three figures together (Figures 9, 11, and 13), the data suggest that MCNEG focused on arresting individuals violating the Controlled Substances Act, most of which are felony offenses.

**Figure 13**

**Percent of Controlled Substances Arrests Accounted for by MCNEG**

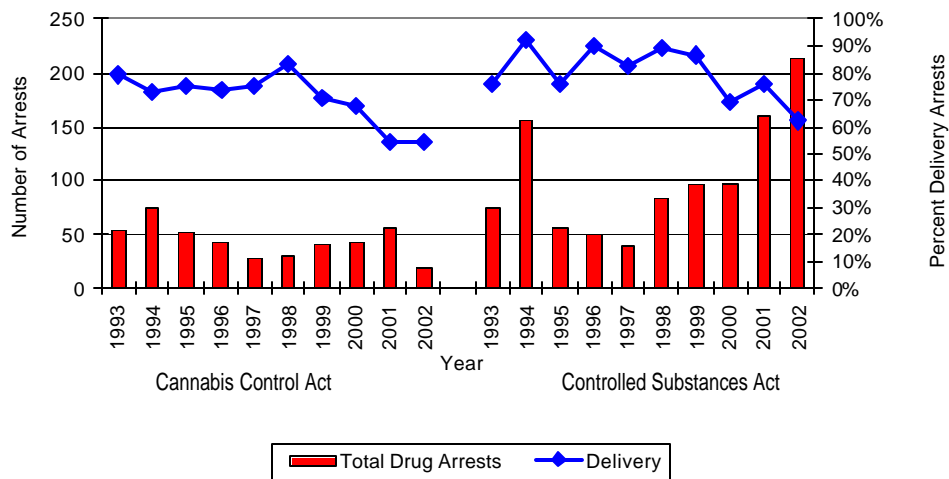


Source: ICJIA calculations using Illinois State Police and MCNEG data

Drug arrests for delivery accounted for the majority, but declining proportion of reported arrests by MCNEG between 1993 and 2002. During the period analyzed, the number of drug delivery arrests made by MCNEG increased from 98 to 143. Arrests for drug delivery accounted for more than three-quarters of all drug arrests made by MCNEG between 1993 and 2002. When cannabis and controlled substance arrests from 1993 to 2002 were examined separately, significant differences were noted. Although the number of arrests for controlled substances increased, the proportion of arrests for delivery declined from 76 percent in 1993 to 62 percent in 2002. On the other hand, similar to a decrease in arrests for cannabis violations, the proportion of arrests for the delivery of cannabis also decreased during the period from 79 percent to 54 percent. Despite these differences, arrests for the delivery of cannabis or other controlled substances accounted for the majority of arrests made by MCNEG during the period analyzed.

**Figure 14**

**MCNEG Drug Arrests for Possession Versus Delivery, by Drug Type**



Source: ICJIA calculations using MCNEG data



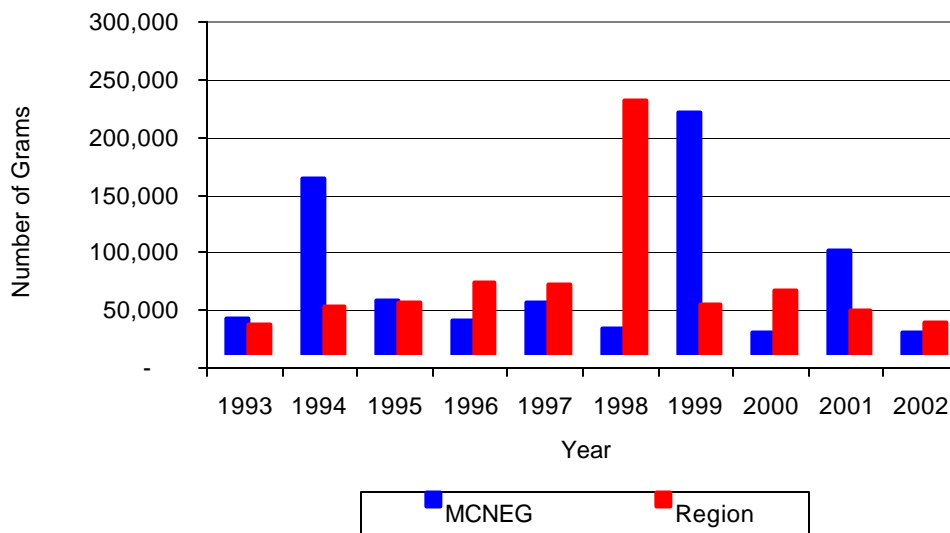
#### IV. Trends in Drug Seizures

Drugs seized by law enforcement agencies are another indicator of the extent and nature of illegal drug trade in a jurisdiction. When illegal drugs are seized by law enforcement agencies, all or a portion of the total amount seized is submitted to a crime lab for analysis. Most agencies submit drugs to one of the Illinois State Police crime labs. These labs record the quantity of drugs submitted from each county. This section discusses trends in the quantities of illegal drugs seized and submitted to the Illinois State Police from local law enforcement agencies in Knox, Marshall, Peoria, and Tazewell counties as well as the quantities of drugs seized by MCNEG. It is important to note, however, that while MCNEG data report the total quantities of drugs actually *seized*, local agency data only represent the quantities of seized drugs that are *submitted* to the Illinois State Police for analysis. County-level cannabis, cocaine, crack, methamphetamine, and heroin seizure rates for Illinois' 102 counties are provided in maps located in the Appendix of this report.

As in most Illinois jurisdictions, cannabis accounts for the majority of illegal drugs seized in the four-county region covered by MCNEG. The quantity of cannabis seized and submitted by law enforcement agencies in Knox, Marshall, Peoria, and Tazewell counties increased 12 percent, from 25,463 grams in 1993 to 28,475 grams in 2002. However, the quantity of cannabis seized by MCNEG decreased 38 percent 1993 and 2002, from 31,291 grams to 19,545 grams (Figure 15). In 2002, MCNEG's cannabis seizure rate of 7,293 grams per 100,000 population was less than one-half the statewide cannabis seizure rate of 19,437 grams per 100,000 population, but only 3 percent less than the seizure rate of 7,522 grams per 100,000 population in the four-county region covered by MCNEG (Map 2).

**Figure 15**

**Cannabis Seized and Submitted to ISP by  
Knox, Marshall, Peoria, and Tazewell  
Counties and Seized by MCNEG**

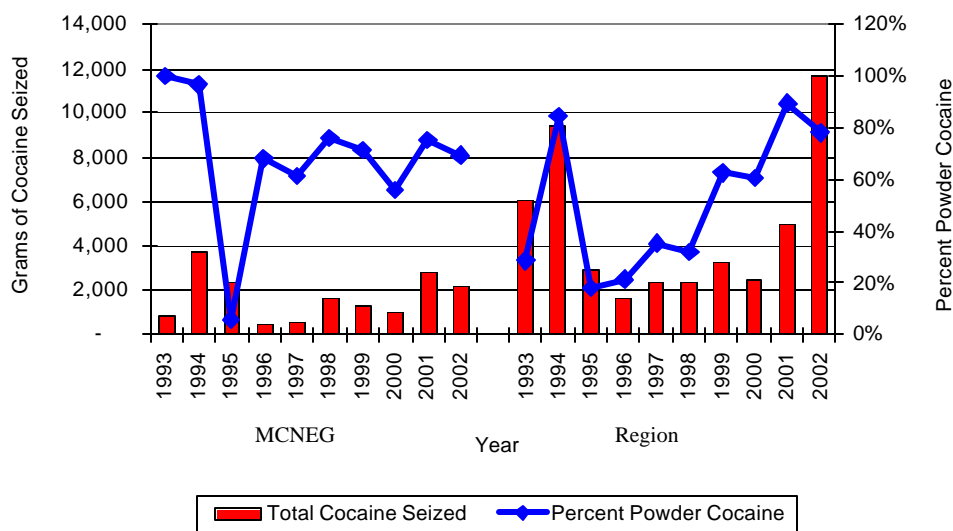


Source: Illinois State Police and MCNEG

Between 1993 and 2002, a combination of crack and powder cocaine has accounted for a small proportion of drugs seized in the four-county region covered by MCNEG. The quantity of cocaine seized and submitted by law enforcement agencies in Knox, Marshall, Peoria, and Tazewell counties increased 92 percent, from 6,053 grams in 1993 to 11,641 grams in 2002. Between 1993 and 2002, the quantity of cocaine seized by MCNEG more than doubled, from 834 grams to 2,148 grams.

The proportion of all cocaine seized accounted for by powder cocaine increased from 29 percent in 1993 to 78 percent in 2002 in the region covered by MCNEG. In contrast, for MCNEG, although powder cocaine accounted for the largest proportion of total cocaine seizures in all but one of the years examined, the proportion decreased from 100 percent in 1993 to 70 percent in 2002 (Figure 16). In 2002, MCNEG's cocaine seizure rate of 801 grams per 100,000 population was 74 percent lower than the cocaine seizure rate of 3,075 grams per 100,000 population in the four-county region covered by MCNEG, and was significantly lower than the statewide cocaine seizure rate of 21,891 grams per 100,000 population (Maps 3 and 4).

**Figure 16**  
**Powder and Crack Cocaine Seized and Submitted to ISP by Knox, Marshall, Peoria, and Tazewell Counties and Seized by MCNEG**



Source: Illinois State Police and MCNEG

The total quantity of illegal drugs seized and submitted by law enforcement agencies in Knox, Marshall, Peoria and Tazewell counties increased between 1993 and 2002, from 31,628 grams to 43,705 grams, with a high of 223,277 grams seized in 1998. On the other hand, the total quantity of illegal drugs seized by MCNEG has increased from 32,185 grams in 1993 to 54,284 grams in 2002.

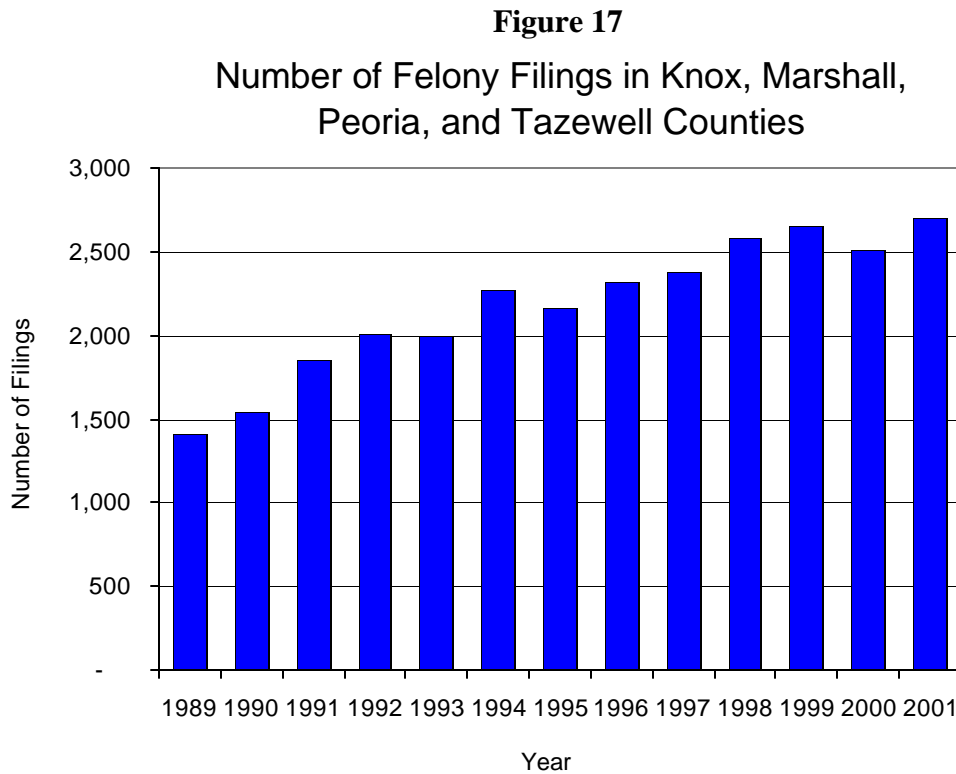
During most of the time period analyzed, methamphetamine seizures accounted for a relatively small proportion of total drugs seized by MCNEG and the region covered by MCNEG. MCNEG reported no methamphetamine seizures between 1994 and 1997, and methamphetamine seizures accounted for less than 1 percent of all drugs seized from 1998 to 2000, and for just 4 percent in 2001. In 2002, however, methamphetamine seizures accounted for 60 percent of all drugs seized by MCNEG. In 2002, 32,525

grams of methamphetamine were seized by MCNEG. Methamphetamine seizures accounted for an increasing proportion of total drug seizures in the four-county region covered by MCNEG during the period analyzed, increasing from less than 1 percent throughout 1994 to 2000, to 5 percent in 2002 when 2,014 grams of methamphetamine were seized. In 2002, MCNEG had a methamphetamine seizure rate of 12,136 grams per 100,000 population, significantly higher than the statewide and regional seizure rates of 222 grams per 100,000 population and 532 grams per 100,000 population, respectively (Map 5).

## V. Trends in Prosecutions for Drug Offenses and All Felonies

Although Illinois has one of the best court reporting systems in the country, the Administrative Office of the Illinois Court only collects information regarding the aggregate number of court filings. Currently, there are no statewide data available on court filings by offense type. The Administrative Office of the Illinois Courts reports data on felony criminal court cases. After screening a case and deciding it warrants further action, the state's attorney must file formal charges in court. Felony cases can be punished by a probation term up to four years and incarceration for more than one year.

Between 1989 and 2001, the number of felony filings in the four-county region covered by MCNEG increased nearly every year. During the period analyzed, the number of felony filings increased 92 percent, from a period low of 1,407 filings in 1989, to a period high of 2,707 filings in 2001 (Figure 17).

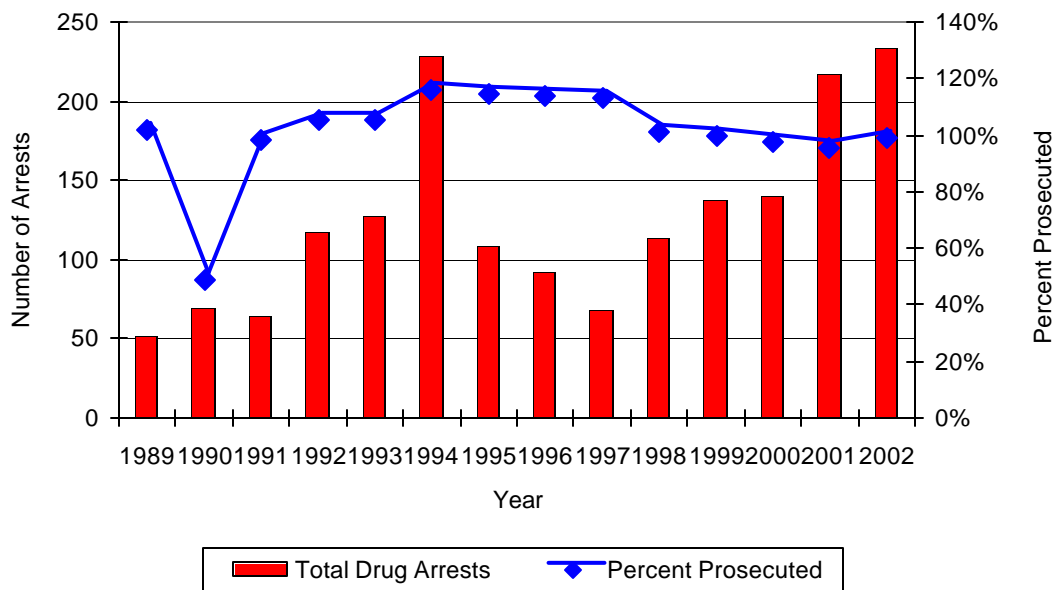


Source: Administrative Office of the Illinois Courts

Between 1989 and 2002, there was a total of 1,807 drug prosecutions initiated as a result of MCNEG drug arrests in Knox, Marshall, Peoria, and Tazewell counties. During this time, the number of MCNEG drug arrests increased more than three-fold, from 52 arrests in 1989 to 233 arrests in 2002 (Figure 18). The majority (70 percent) of MCNEG drug offender prosecutions during this period were for violations of the Controlled Substance Act. In some years, the proportion of arrests resulting in a prosecution exceeded 100 percent. This may be due to some differences in the timing of an arrest and the filings of charges, or could be due to the number of charges, rather than the number of defendants being reported by the unit. In addition, some offenders have charges filed, and a subsequent warrant issued, without an arrest actually occurring, which could also affect the number of prosecutions reported.

**Figure 18**

**Total MCNEG Drug Arrests and Percentage of Arrests Resulting in Prosecution**



Source: ICJIA calculation using MCNEG data

Between 1989 and 2002, over one-half (939) of the 1,807 drug offenders who were prosecuted as a result of MCNEG activity were convicted. Convictions for controlled substances accounted for 49 percent of all MCNEG initiated convictions during the period analyzed.

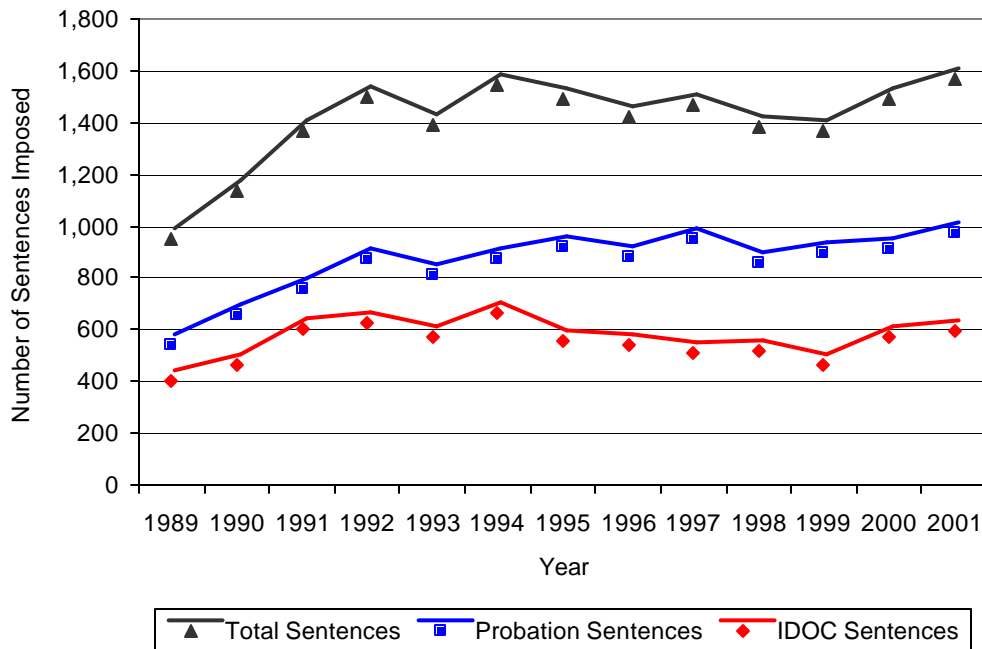
## VI. Trends in Percent of Convicted Drug Offenders Sentenced to Prison

Anyone convicted of a felony in Illinois can be sentenced either to prison or probation, or receive conditional discharge. A number of factors influence the type and length of sentence imposed on convicted felons, including the severity of the crime, the offender's criminal and social history, safety of the community and legislation affecting certain types of offenses. For some types of convictions, a sentence to prison is required by state statute.

Between 1989 and 2001, the number of offenders convicted of a felony and sentenced in the four-county region covered by MCNEG increased 66 percent, from 949 to 1,572. Although the number of convicted felons sentenced to the Illinois Department of Corrections (IDOC) increased between 1989 and 2001, from 402 to 594, the proportion of felons sentenced to IDOC decreased during the same period, from 42 percent to 38 percent of total felony sentences. In 2001, 973 probation sentences were imposed on convicted felons, 79 percent more than in 1989 (Figure 19). As a result, the proportion of felons sentenced to probation increased from 57 percent in 1989 to 62 percent in 2001.

**Figure 19**

### Sentences Imposed on Felons Convicted in Knox, Marshall, Peoria, and Tazewell Counties

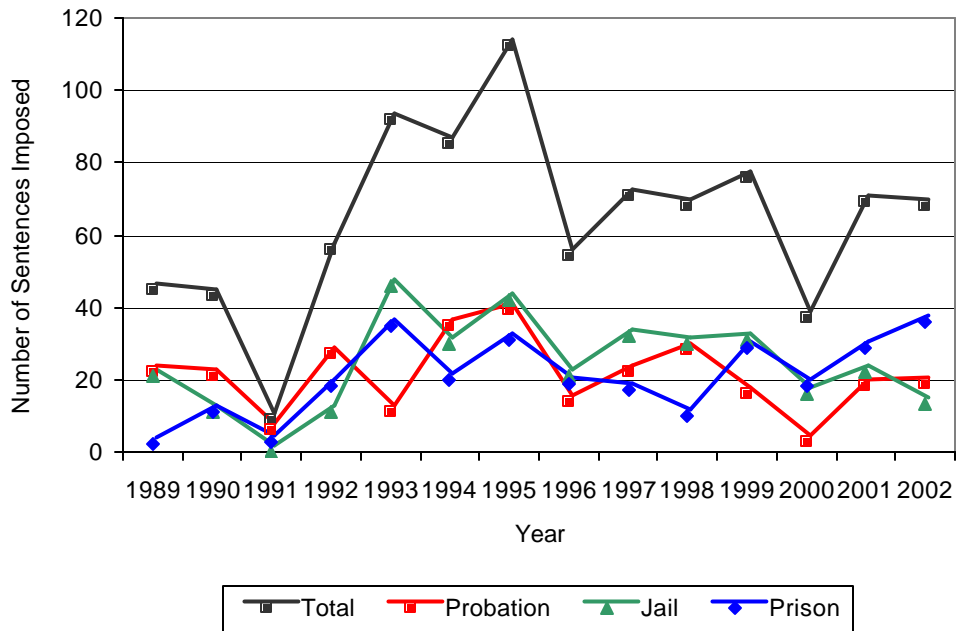


Source: Administrative Office of the Illinois Courts

Between 1989 and 2002, the number of MCNEG drug offenders convicted and sentenced increased from 45 to 68. During the period analyzed, the number of convicted MCNEG drug offenders sentenced to jail decreased from 21 in 1989 to 13 in 2002 and the number of convicted MCNEG drug offenders sentenced to prison increased from two to 36 (Figure 20), while the number sentenced to probation decreased slightly, from 22 to 19. In 2002, among those MCNEG drug offenders convicted and sentenced, prison sentences accounted for the largest proportion (53 percent), followed by probation sentences (28 percent) and jail sentences (19 percent).

**Figure 20**

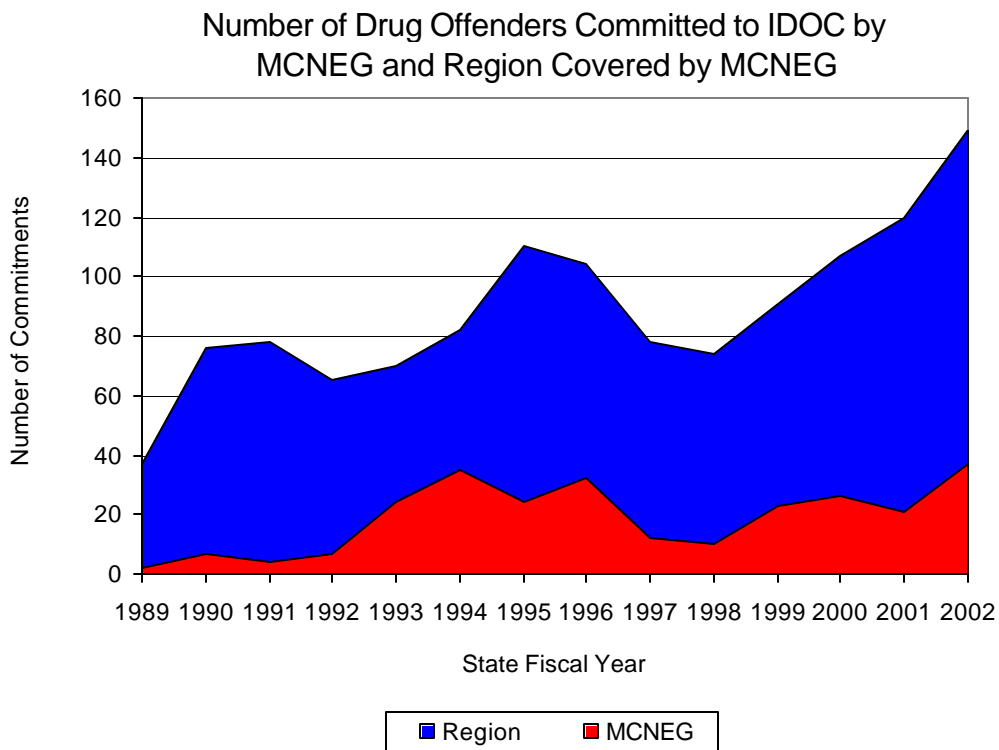
**Sentences Imposed on Convicted MCNEG Drug Offenders**



Source: MCNEG

Between state fiscal years<sup>1</sup> 1989 and 2002, the number of new court commitments to IDOC's Adult Division for drug offenses from the four-county region covered by MCNEG quadrupled, from 37 to 149. The number of drug offender admissions by MCNEG also increased from two to 37 between 1989 and 2002 (Figure 21). Thus, during the period analyzed, prison sentences resulting from MCNEG cases accounted for 21 percent of all drug-law violators sentenced to prison from the region where MCNEG operates.

**Figure 21**



Source: Illinois Department of Corrections and MCNEG

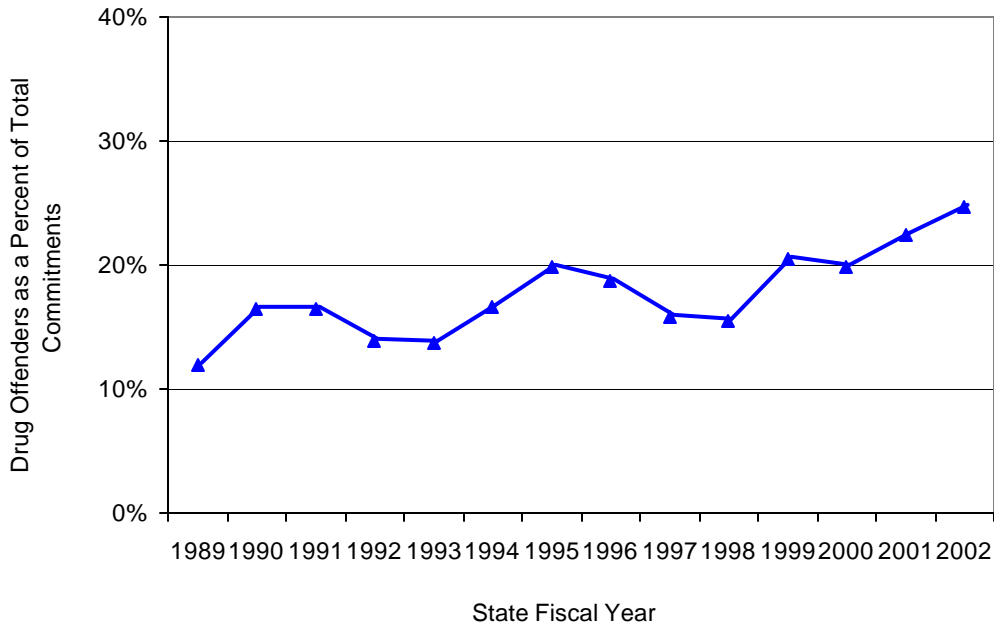
During the period analyzed, drug offenders accounted for an increasing proportion of adults convicted and sentenced to prison from Knox, Marshall, Peoria, and Tazewell counties. In 1989, drug offenses accounted for 12 percent of all commitments to IDOC, compared to 25 percent in 2002 (Figure 22).

<sup>1</sup> Some state data are collected according to State Fiscal Year (SFY) instead of calendar year. SFYs begin on July 1<sup>st</sup> and end the following June 30<sup>th</sup>, and are named according to the calendar year between January and June, e.g. state fiscal year 1991 was from July 1<sup>st</sup>, 1990 to June 30<sup>th</sup>, 1991.



**Figure 22**

**Drug Offenders as a Percent of Total IDOC Commitments from Knox, Marshall, Peoria, and Tazewell Counties**

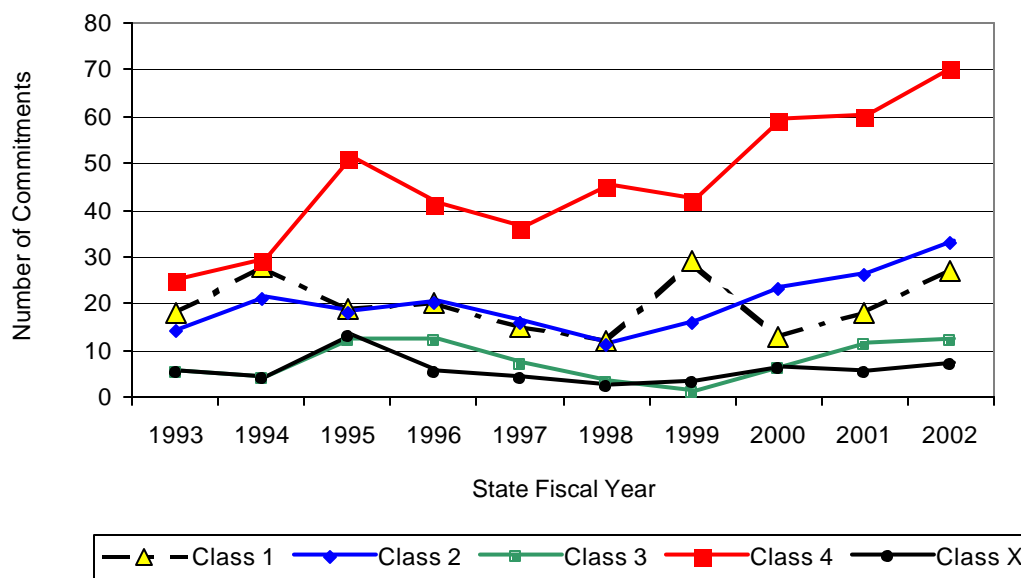


Source: Illinois Department of Corrections

Penalties for drug offenses were also examined between 1993 and 2002. Class 4 felonies accounted for the largest proportion (47 percent) of sentences to IDOC for drug offenses, followed by Class 1 felonies (21 percent), Class 2 felonies (20 percent), Class 3 felonies (7 percent) and Class X felonies (5 percent). Between 1993 and 2002, the number of Class 4 felony sentences increased from 25 to 70, while Class 1 felony sentences increased from 18 to 27 and Class 2 felony sentences increased from 14 to 33. The number of Class 3 and Class X felonies also increased during the period analyzed (Figure 23).

**Figure 23**

**Drug Offenders Committed to IDOC from  
Knox, Marshall, Peoria, and Tazewell Counties,  
by Offense Class**



Source: Illinois Department of Corrections

Despite the dramatic increase in Class 4 felony sentences to IDOC between 1993 and 2002, the mean sentence length for Class 4 felonies decreased slightly, from 2.8 years to 2.4 years. Likewise, the mean sentence length for Class 1 felonies decreased from 6.2 to 5.2 years between 1993 and 2002. On the other hand, between 1993 and 2002, the mean sentence length for Class 3 felonies increased from 2.7 to 3.7 years, the mean sentence length for Class 2 felonies increased slightly from 4.1 to 4.2 years, and the mean sentence length for Class X felonies increased from 7.5 to 12 years.

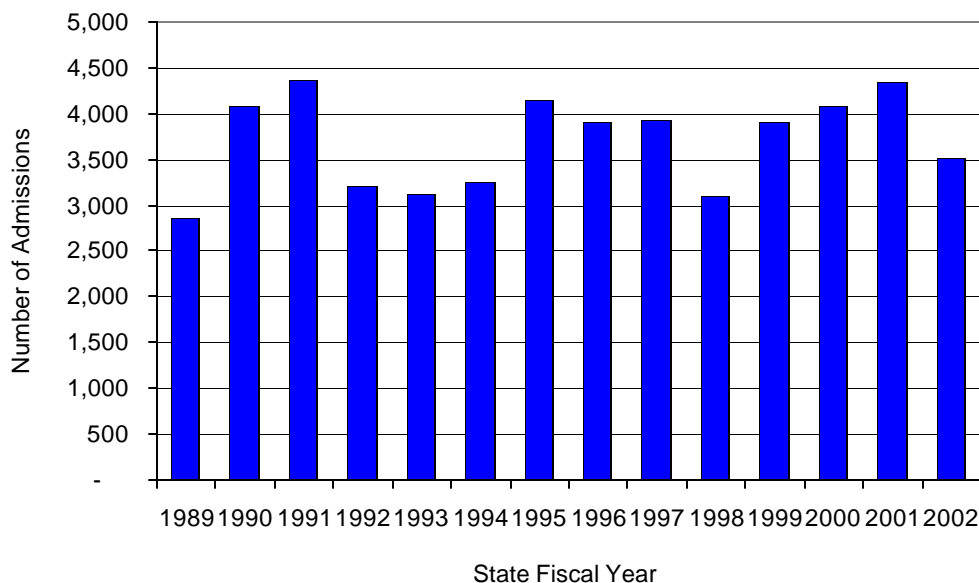
## VII. Trends in Drug Treatment Admissions in MCNEG Region by Drug Type

In addition to considering indicators of the extent and nature of drug abuse as reported through the criminal justice system (for example, arrests and prison sentences), there are indicators of substance abuse available from other Illinois social service agencies. Overseeing and supporting treatment for substance users, whether they are referred from the criminal justice system or elsewhere, is the responsibility of the Illinois Department of Human Services' Office of Alcoholism and Substance Abuse (OASA). It is important to note, however, that while OASA data represent the majority of the overall demand for substance abuse treatment in the state, some private programs provide treatment services to a smaller but significant number of clients who may not be included in the state's reporting system.

In state fiscal year 2002, OASA reported 3,505 admissions for alcohol or drug abuse treatment from Knox, Marshall, Peoria, and Tazewell counties, 23 percent more than the 2,854 admissions in 1989 (Figure 24). Among the 3,505 admissions to substance abuse treatment in state fiscal year 2002, 43 percent (1,514) reported alcohol as their primary substance of abuse, while abuse of illicit substances accounted for 53 percent, and 4 percent reported no primary substance of abuse.

**Figure 24**

### Substance Abuse Treatment Admissions from Knox, Marshall, Peoria, and Tazewell Counties



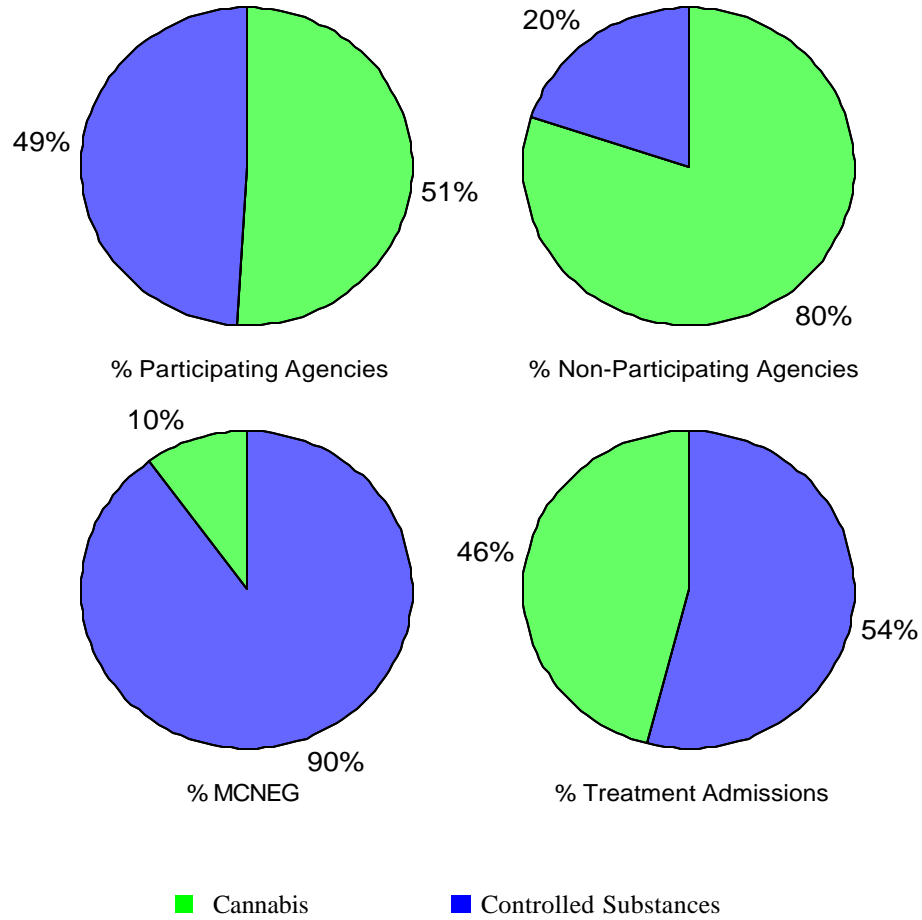
Source: Illinois Department of Human Services' Office of Alcoholism and Substance Abuse

While drug treatment admissions can be considered a measure of the demand placed on a specific component of the human services system within Illinois, the extent and nature of drug treatment admissions could also be indicative of the substance abuse problem within a particular region. In some respects, the characteristics of those admitted to drug treatment can be considered a profile of the most serious drug abusers in the community, since admission to treatment requires a documented, formal assessment of a drug problem and a level of substance abuse warranting treatment. By comparing the types of drugs of abuse reported by those admitted to substance abuse treatment with the types of drugs involved in law enforcement agency arrests, one can get a sense of the degree to which arrests reflect the drugs which are most problematic within a community.

In the following analyses, the percent of arrests accounted for by drugs classified under Illinois' Controlled Substances Act (primarily cocaine, heroin, and methamphetamine) versus the Cannabis Control Act (marijuana) across the participating agencies combined, non-participating agencies combined, and MCNEG are compared to the proportion of drug treatment admissions accounted for by these groups of substances. From these comparisons, a number of general conclusions can be made. First, the proportion of arrests made by MCNEG and participating agencies accounted for by drugs other than marijuana (Controlled Substances Act offenses) more closely resembled the proportion of drug treatment admissions from the covered regions accounted for by these substances. Thus, there is considerable convergence between the drugs involved in MCNEG and local participating drug arrests and treatment admissions. On the other hand, the majority of arrests by non-participating agencies were for violations of the Cannabis Control Act. Thus, while non-participating agency drug arrests may reflect the most widely available and used drug in the region, they did not involve the same substances for which individuals were seeking and receiving treatment, nor did the majority of arrests by non-participating police departments involve the substances considered to be most serious (i.e., felony versus misdemeanor) (Figure 25).

**Figure 25**

Comparison of Drug Arrests by MCNEG and Participating and Non-participating Agencies vs. Drug Abuse Treatment Admissions in Knox, Marshall, Peoria, and Tazewell Counties, 2002



Source: Illinois Department of Human Services' Office of Alcoholism and Substance Abuse and MCNEG

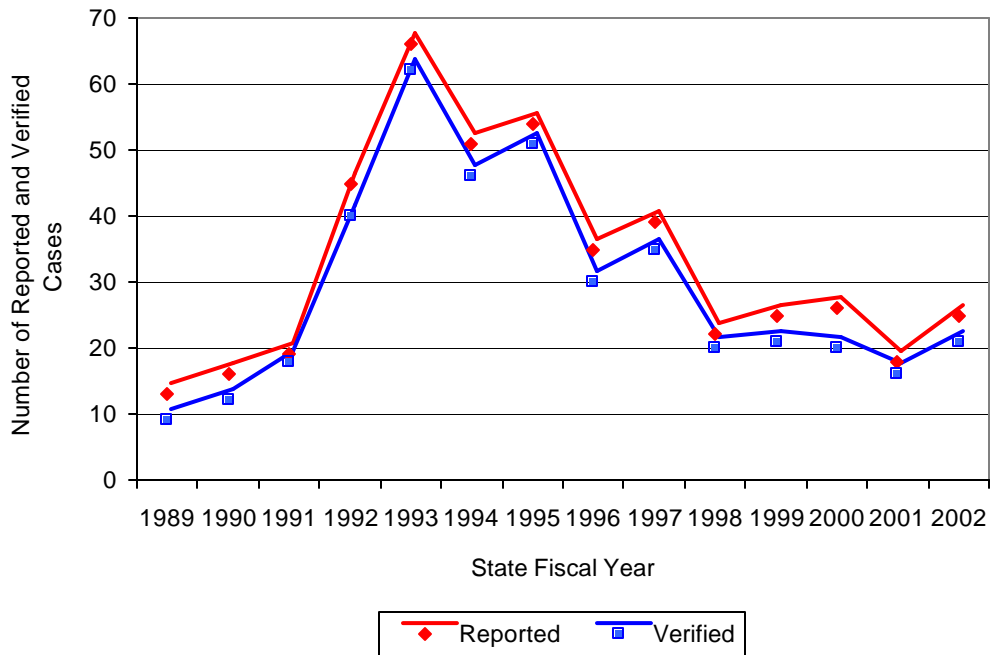
### VIII. Trends in Substance-Exposed Infants

Illinois continues to experience the effects of prenatal substance abuse. In Illinois, if a baby is born and thought to have been exposed to illegal substances or alcohol, either through observation by physicians or toxicology tests, the case is reported to the Illinois Department of Children and Family Services. These cases are then investigated by DCFS to verify the child’s prenatal exposure to either alcohol or illegal substances. Between state fiscal years 1989 and 2002, 96 of Illinois’ 102 counties reported at least one case of a substance-exposed infant.

Between state fiscal years 1989 and 1995, the number of substance-exposed infant cases reported in the four-county region covered by MCNEG soared from a period low of 13 to a period high of 66, before decreasing almost every subsequent year to 25 in 2002. Between state fiscal years 1989 and 2002, 401 cases, or 88 percent of all cases reported, were verified as involving prenatal drug use by a DCFS investigation. Mirroring the trend of reported cases, verified cases of substance-exposed infants in the MCNEG region also jumped dramatically between 1989 and 1993 from nine to 51 before dropping to 21 cases in 2002 (Figure 26).

**Figure 26**

**Cases of Substance-Exposed Births in Knox, Marshall, Peoria, and Tazewell Counties**



Source: Department of Children and Family Services

## IX. Summary of Drug Situation

Although the distribution of illegal drugs is difficult to measure precisely, data obtained from criminal justice sources can be helpful in estimating drug availability. Information from a recent survey of Illinois drug enforcement units, as well as the most up-to-date data available on drug price, are presented as indicators of the drug supply in Illinois.

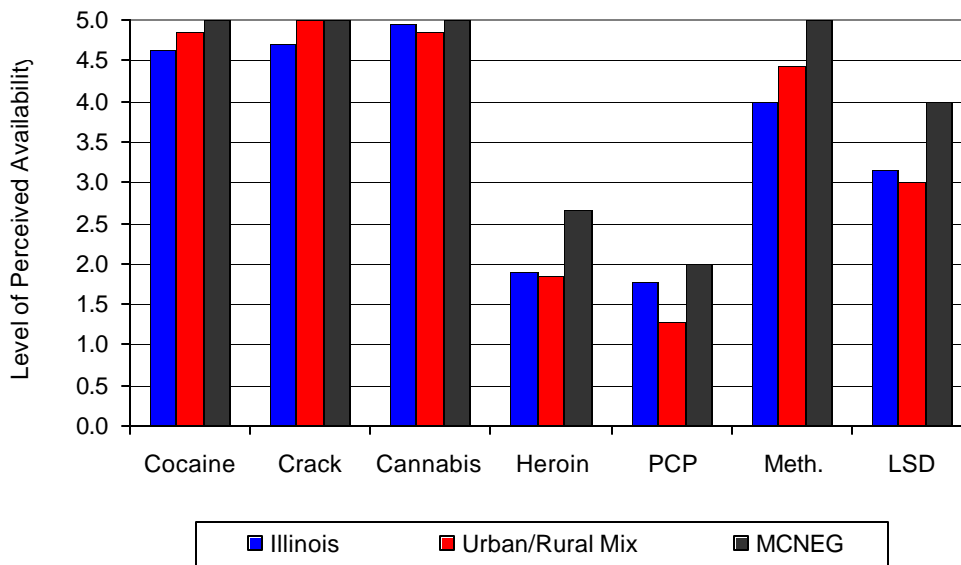
The Authority periodically conducts a survey of each MEG and task force in Illinois (the most recent was conducted in 2000) to gauge the perceived availability of drugs in the areas they cover. Questions were asked concerning the availability of specific drugs, and results were analyzed by region of the state. MEGs and task forces are classified as being either urban, rural or mixed urban/rural based upon the classification of the county(s) that each unit covers, and, for purposes of this report, are compared to the average of similar units.

According to MCNEG survey responses, cannabis, cocaine, and crack continued to be the most visible drugs on the street and were all reported to be “readily available” across all regions analyzed throughout the years surveys were conducted. Statewide, the perceived availability of LSD decreased over time, while the perceived availability of methamphetamine and heroin increased and PCP’s availability remained the same. As for regions similar to the one covered by MCNEG, the perceived availability of PCP and LSD decreased over time, while the perceived availability of heroin remained the same and the perceived availability of methamphetamine increased (Figure 27).

**Figure 27**

### Availability of Drugs in Illinois, 2000

1=Not Available 5=Easily Available

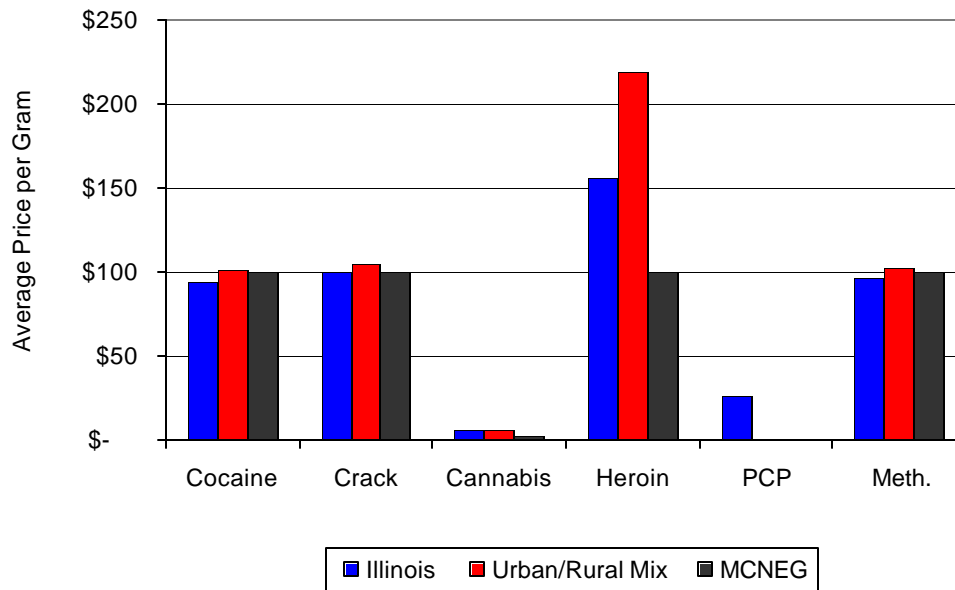


Source: Authority Survey of Illinois MEGs and task forces

Another market indicator that can be used to assess availability is drug price. Lower prices tend to suggest a sufficient supply to meet demand, while increasing prices indicate decreased availability.

Based on statewide surveys of MEG and task force units, the average price of cocaine, cannabis, heroin and methamphetamine appear to be relatively stable statewide throughout the years surveys were conducted. Statewide the prices of crack and PCP seemed to decrease over time. As for the areas similar to the one covered by MCNEG, the prices of cocaine, heroin, and methamphetamine increased throughout the years surveyed, whereas the prices of crack and cannabis remained the same. Not enough information was available to determine changes in the price of PCP in areas similar to the one covered by MCNEG. The price of all drugs in the area covered by MCNEG remained stable except for cannabis, the price of which decreased, and PCP, for which data was unavailable. In addition, the price for heroin varied significantly across regions (Figure 28).

**Figure 28**  
Price Per Gram in Illinois, 2000



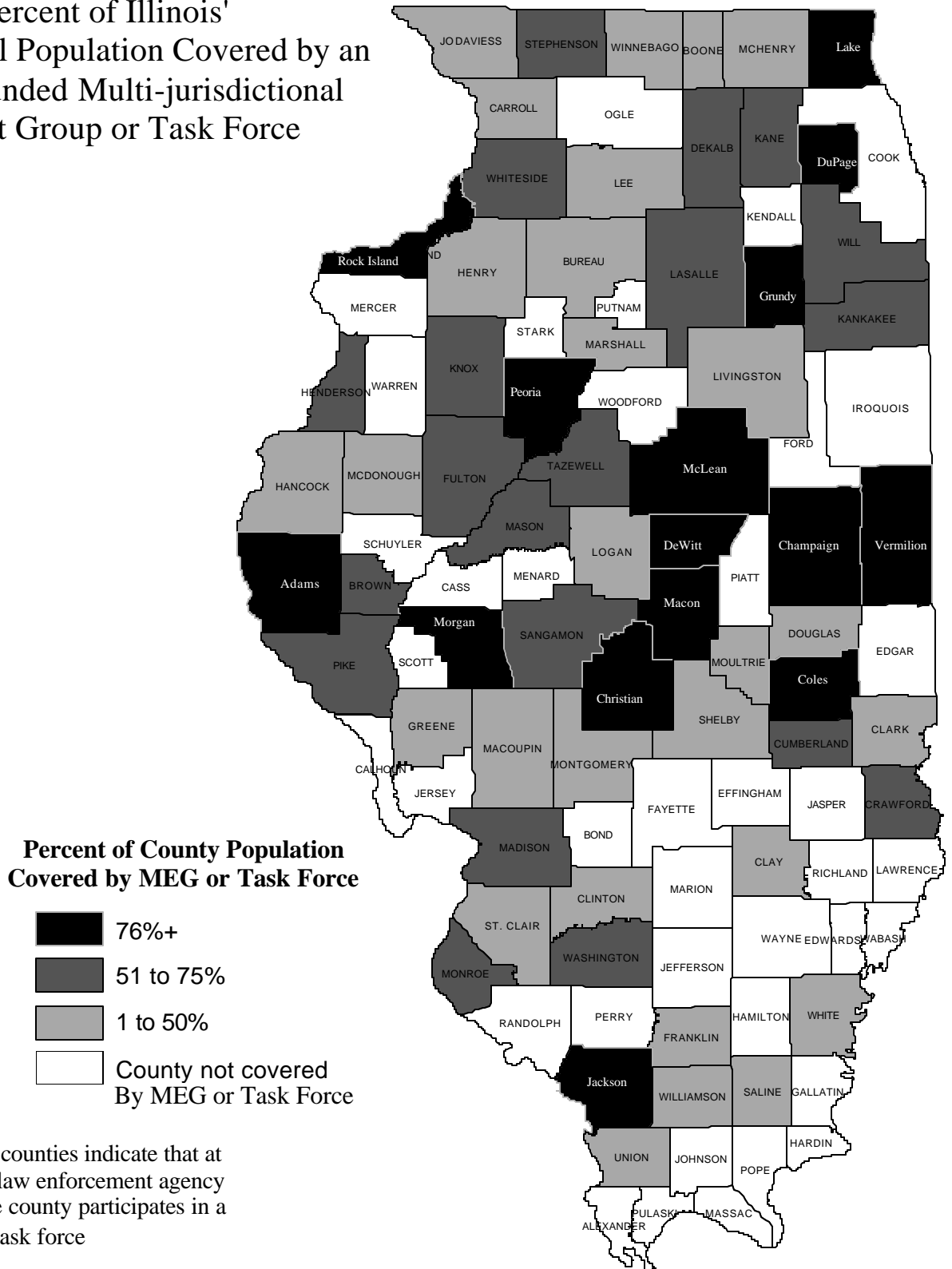
Source: Authority Survey of Illinois MEGs and task forces



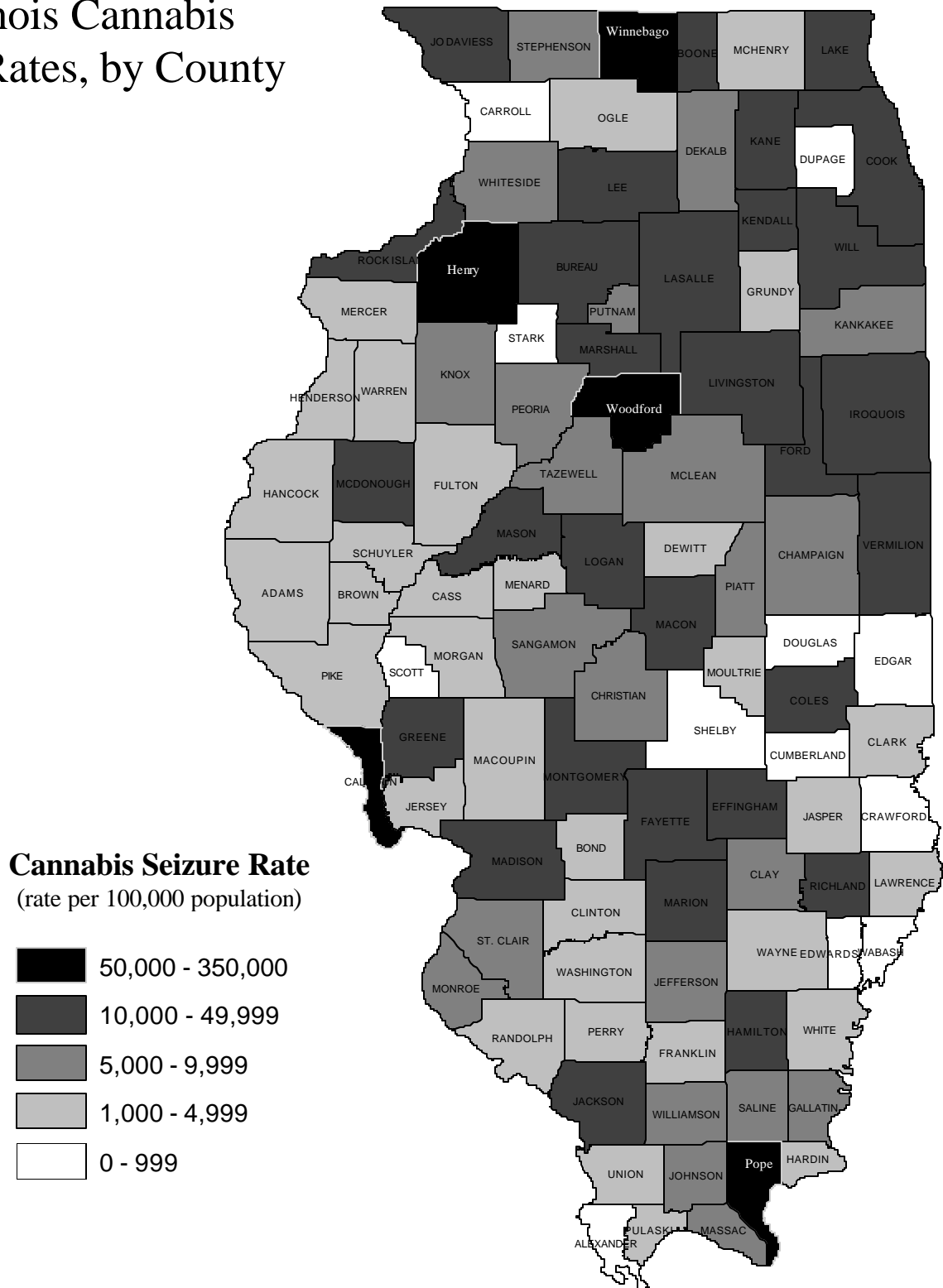
# **X. Appendices**

Map 1

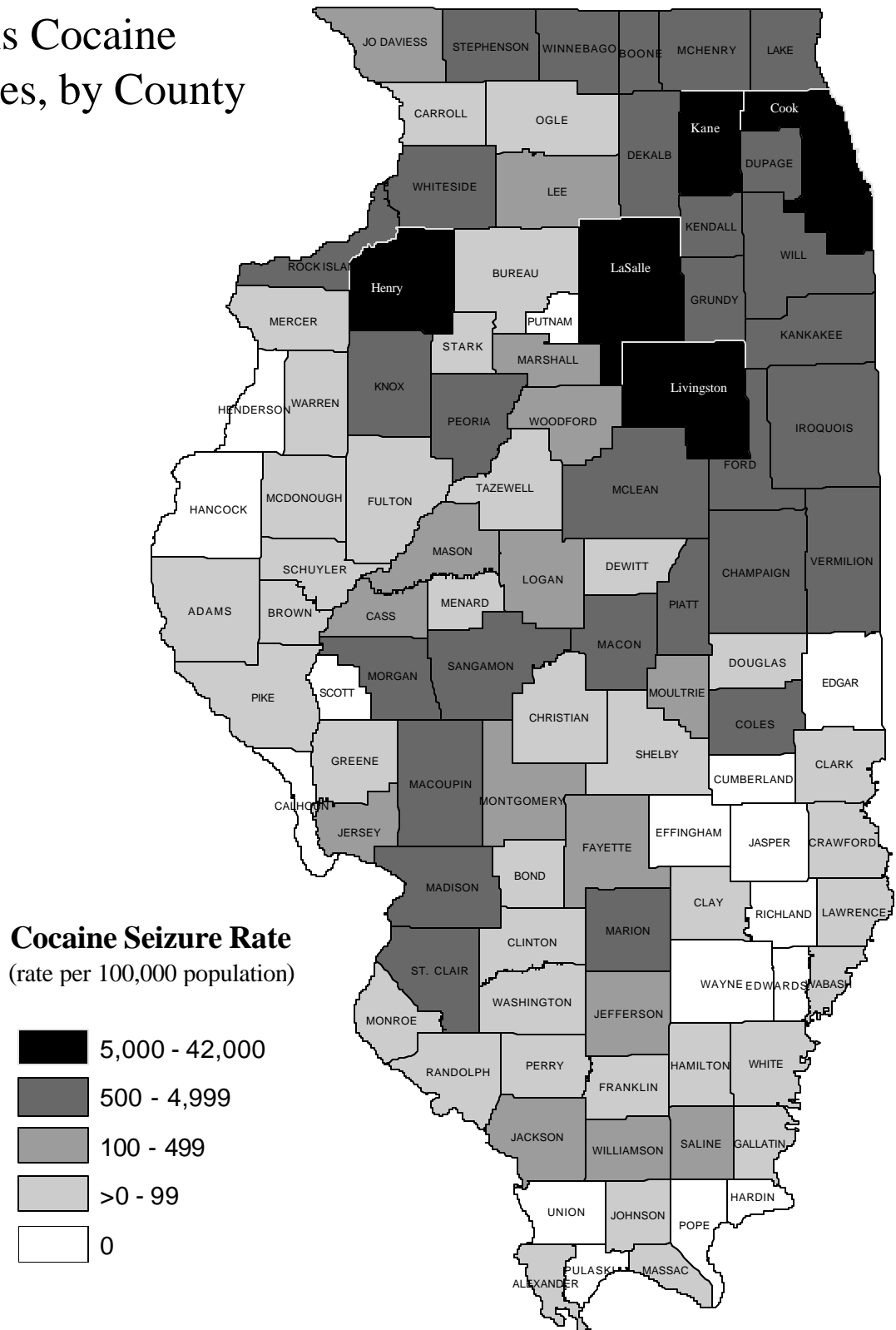
SFY 2002 Percent of Illinois' County-level Population Covered by an Authority-funded Multi-jurisdictional Enforcement Group or Task Force



# 2002 Illinois Cannabis Seizure Rates, by County

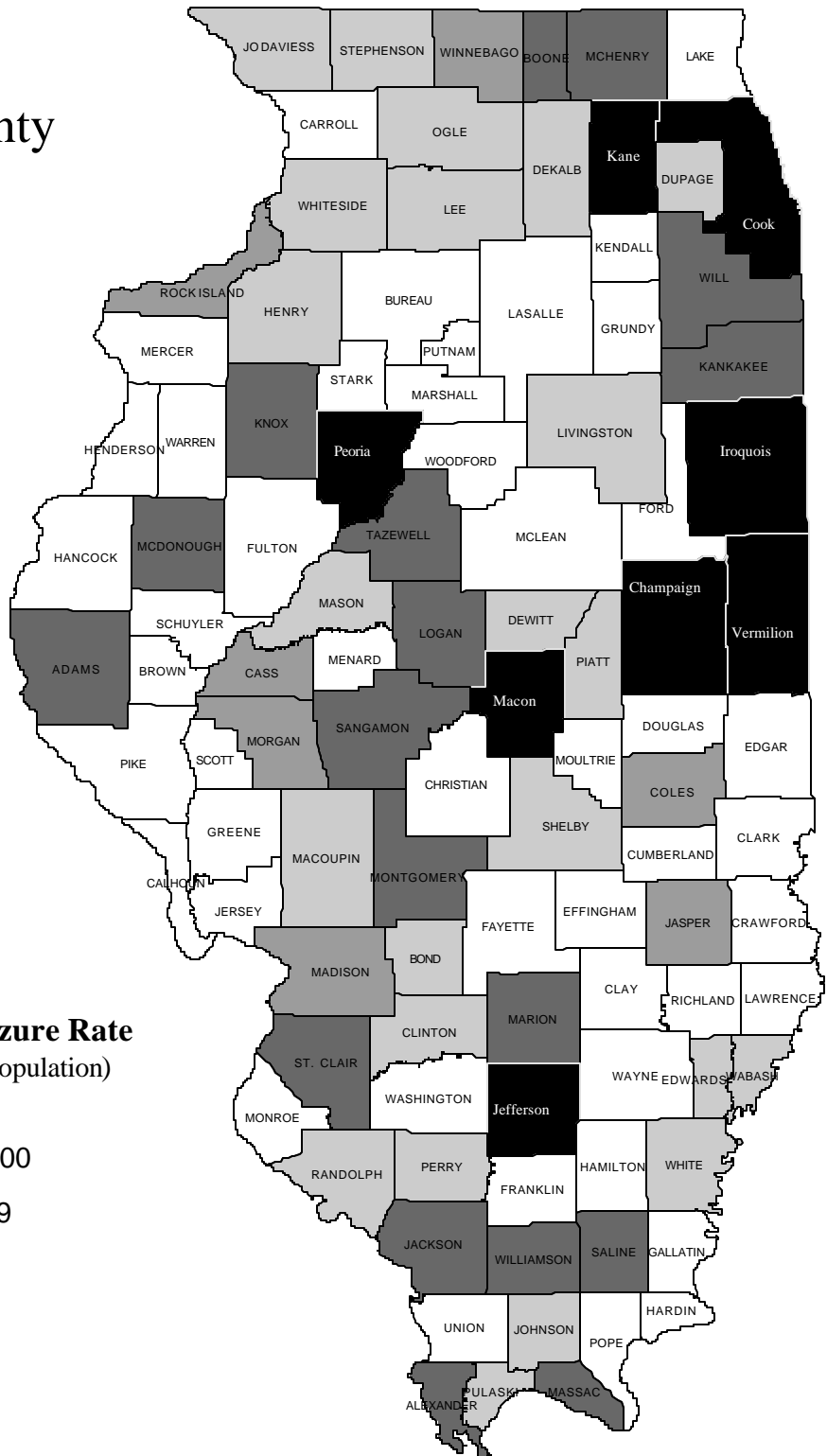


# 2002 Illinois Cocaine Seizure Rates, by County



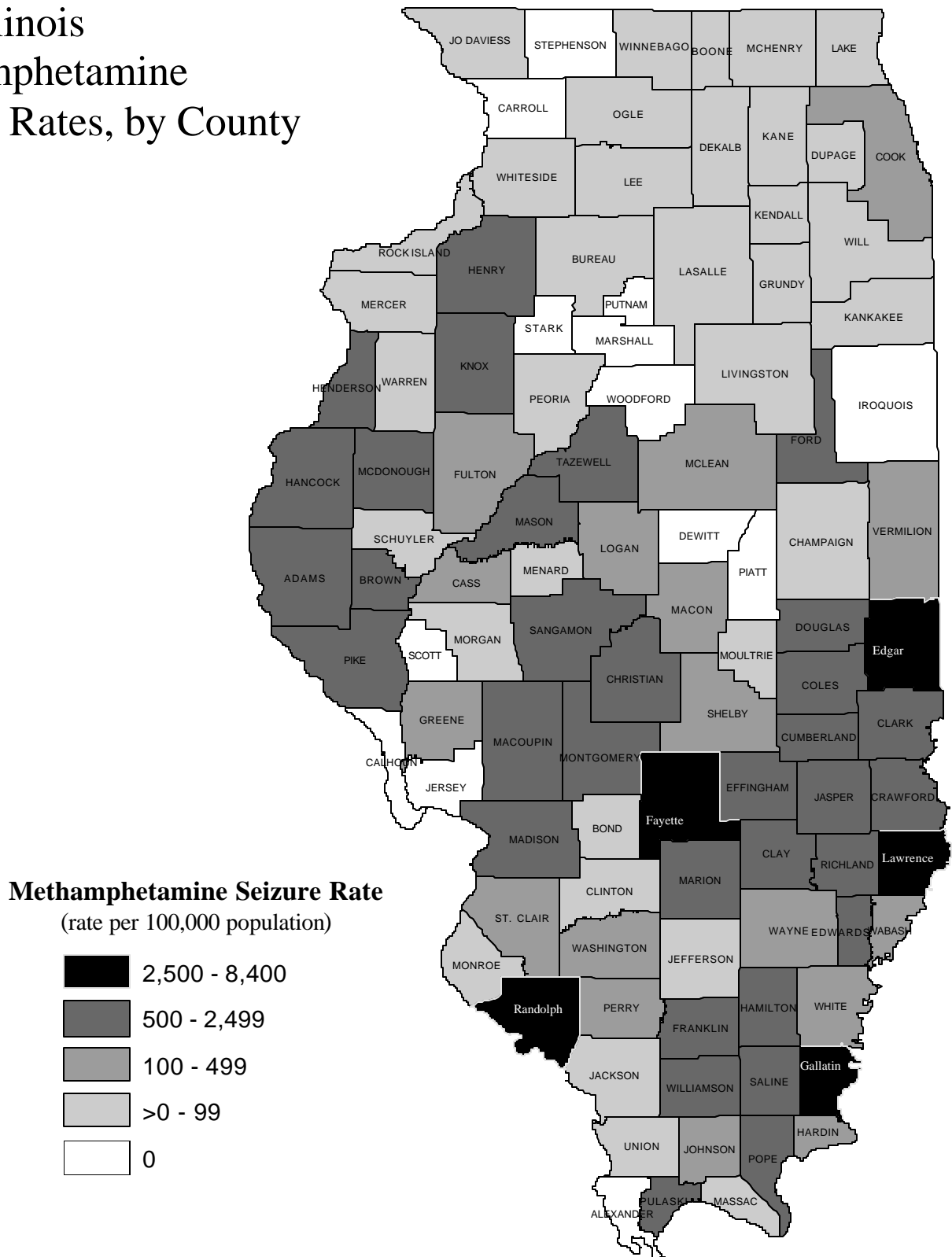
# 2002 Illinois Crack Cocaine Seizure Rates, by County

**Crack Cocaine Seizure Rate**  
(rate per 100,000 population)

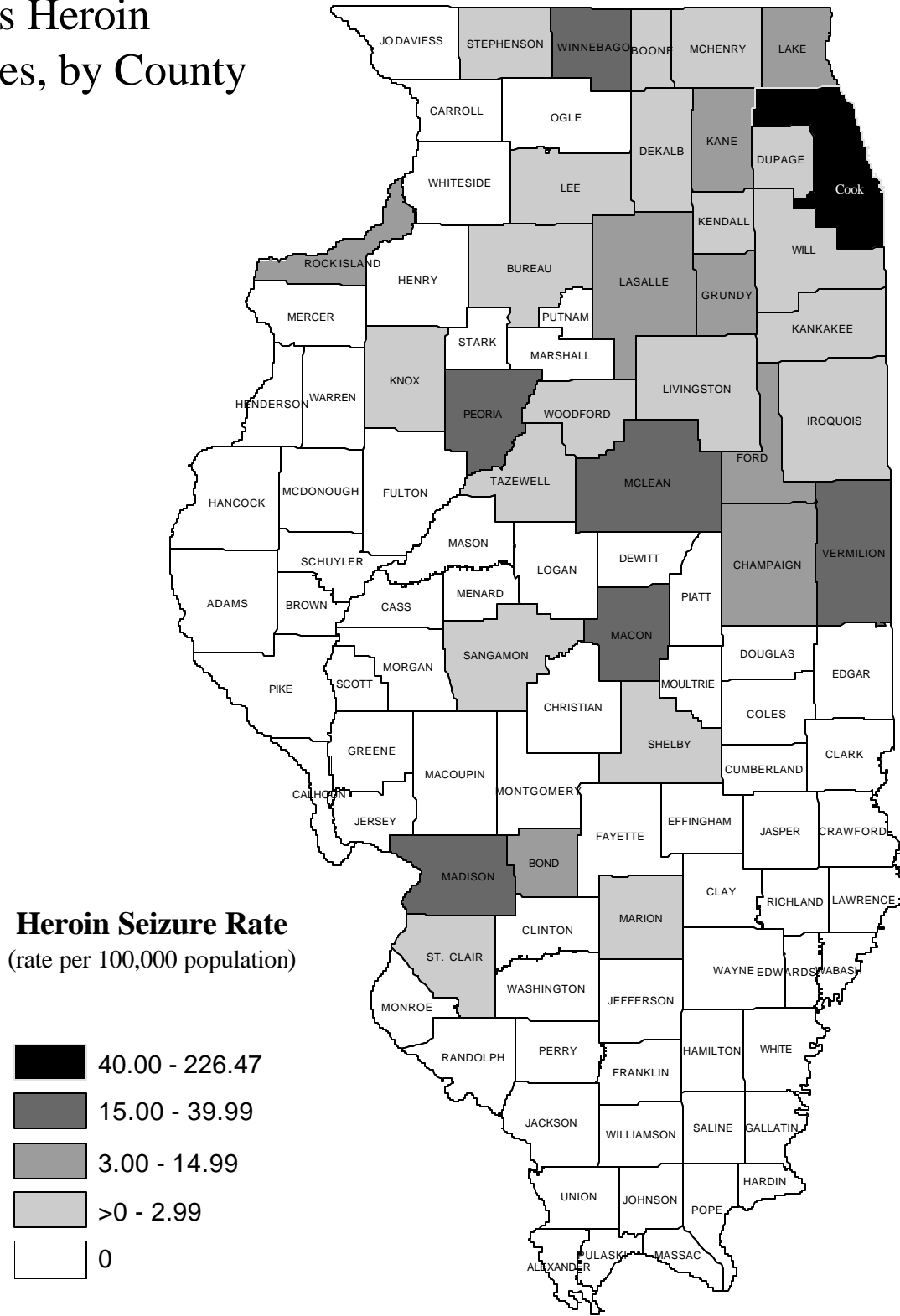


Map 5

# 2002 Illinois Methamphetamine Seizure Rates, by County



# 2002 Illinois Heroin Seizure Rates, by County



## XI. Bibliography

- Administrative Office of the Illinois Courts, *Annual Report to the Supreme Court of Illinois*.
- Administrative Office of the Illinois Courts, *Annual Report to the Supreme Court of Illinois*. 1989 through 2001 reports, Springfield, Illinois.
- Administrative Office of the Illinois Courts' Probation Division, *Probation and Court Services Statistical Report*. 1989 through 2001 reports, Springfield, Illinois.
- Illinois Department of Human Services' Office of Alcoholism and Substance Abuse. Data provided for state fiscal years 1989 through 2002, Springfield, Illinois.
- Illinois Department of Children and Family Services, *Child Abuse/Neglect Statistics Report*, state fiscal years 1989 through 2002, Springfield, Illinois.
- Illinois Department of Corrections. Data provided for state fiscal years 1989 through 2002, Springfield, Illinois.
- Illinois State Police, *Crime in Illinois*. 1993 through 2002 reports, Springfield, Illinois.
- Illinois State Police, *Drug Statistics Report*. Monthly reports, January 1989 through December 2002, Springfield, Illinois.
- Multi-County Narcotics Enforcement Group. Monthly/Quarterly reports, February 1989 through December 2002, Peoria, Illinois.
- U.S. Bureau of the Census.





**Illinois Criminal Justice Information Authority**

120 S. Riverside Plaza, Suite 1016  
Chicago, Illinois 60606  
Telephone: 312-793-8550  
TDD: 312-793-4170  
Fax: 312-793-8422  
[www.icjia.state.il.us](http://www.icjia.state.il.us)



Rod R. Blagojevich, Governor  
Sheldon Sorosky, Chairman  
Lori G. Levin, Executive Director

<b>Project Status Report</b>
<b>Program Area/Title:</b> Multi-Jurisdictional Task Forces/Multi-Jurisdictional Drug Narcotics Units
<b>Project Agency:</b> City of Herrin on behalf of the Southern Illinois Enforcement Group
<b>Number of months of activity/months of funding designated:</b> 165/21
<b>Start /end dates of reported agreements:</b> July 1, 2002 – March 31, 2004 (FFY02)
<b>Designation/source:</b> FFY02 - \$311,714/Anti-Drug Abuse Act (21 months)
<b>Program Summary:</b> Southern Illinois Enforcement Group (SIEG), through this twenty-one month grant, is provided with five inspectors, overtime, and one used vehicle.
<b>Project Assessment</b>
<b>Administrative compliance:</b> The grantee is very cooperative in the timely submission of continuation materials, budget revisions, amendment requests, and subcontracts; adherence to procurement, RFP and record keeping requirements; and cooperation in data collection and program development.
<b>Data and Fiscal report compliance:</b> Data and fiscal reports are submitted in a timely fashion.
<p><b>Goals and Objectives for (FFY02) July 1, 2002 – March 31, 2004:</b></p> <p><b>Goal #1:</b> To directly and immediately disrupt illegal drug trafficking in communities served by SIEG.</p> <p style="padding-left: 40px;"><i>Objective #1:</i> Conduct 110 consent and/or search warrants during the grant period.</p> <p style="padding-left: 40px;"><i>Objective #2:</i> To conduct 175 covert drug purchases.</p> <p><b>Goal #2:</b> To neutralize large scale organized drug distribution systems in communities served by SIEG.</p> <p style="padding-left: 40px;"><i>Objective #1:</i> To actively participate, either by initiating or assisting, in the investigation of 15 criminal drug conspiracy cases.</p> <p style="padding-left: 40px;"><i>Objective #2:</i> To conduct 18 operations designed to disrupt organized drug distribution and/or manufacturing operations.</p> <p><b>Goal #3:</b> To provide educational opportunities to community leaders, prevention specialists, and correctional personnel regarding drug enforcement and drug trends.</p> <p style="padding-left: 40px;"><i>Objective #1:</i> Conduct 10 community service drug prevention, abuse, awareness programs designed to enhance community awareness.</p> <p style="padding-left: 40px;"><i>Objective #2:</i> Conduct 10 drug awareness programs for the local criminal justice community.</p>

**Goal #4:** To provide primary support to emergency service personnel in the investigation and dismantling of small batch methamphetamine labs.

*Objective #1:* Respond to requests for assistance involving in the investigation, dismantling and neutralization of suspected clandestine laboratories.

**Goal #5:** To develop and present methamphetamine lab awareness training as well as training for emergency service managers related to dealing with methamphetamine.

*Objective #1:* Conduct three clandestine lab safety awareness programs designed to enhance public safety personnel awareness as it pertains to methamphetamine and laboratories.

*Objective #2:* Conduct one advanced level clandestine lab investigation related program.

**Progress towards the Goals and Objectives:** The following progress has been made by the unit toward achieving the objectives set for the July 1, 2002 – March 30, 2004 program year. The statistics are based on the first fifteen months of activity.

**Goal #1/Objective #1:** Have executed 71 search warrants.  
The unit is not on pace to obtain this objective.

*Objective #2:* Have conducted 325 drug purchases.  
The unit has obtained this objective.

**Goal #2/Objective #1:** Have initiated 29 conspiracy investigations.  
The unit has obtained this objective.

*Objective #2:* Have conducted 70 direct patrol or tactical operations.  
The unit has obtained this objective.

**Goal #3/Objective #1:** Have conducted 19 community service programs.  
The unit has obtained this objective.

*Objective #2:* Have conducted nine drug awareness programs for the local criminal justice community.  
The unit is on pace to obtain this objective.

**Goal #4/Objective #1:** Have conducted 397 clandestine lab related investigations.  
The unit has obtained this objective.

**Goal #5/Objective #1:** Have conducted 21 clandestine lab safety-awareness programs.  
The unit has obtained this objective.

*Objective #2:* Have conducted four advanced level clandestine lab investigation related training programs.  
The unit has obtained this objective.

**Qualitative information:** The unit is highly motivated and doing outstanding work in achieving the stated objectives. The unit has been inundated with methamphetamine related cases and is facing financial hardships due to the lack of substantial forfeitures and seizures.

**Evaluation information:** No formal evaluations of this program have been conducted during the current grant period.

**Recommendations:** None at this time.

120 S. Riverside Plaza,  
Suite 1016  
Chicago, Illinois 60606

Tel: (312) 793-8550  
Fax: (312) 793-8422  
TDD: (312) 793-4170

[www.icjia.state.il.us](http://www.icjia.state.il.us)

*Prepared by*

The Research and  
Analysis Unit

Rod R. Blagojevich  
Governor

Sheldon Sorosky  
Chairman

Lori G. Levin  
Executive Director

July 2003

# Assessing Illinois' Multi-jurisdictional Enforcement Groups and Task Forces



## A Profile of the Southern Illinois Enforcement Group



This project was supported by Grant # 99-DB-BX-0017, awarded to the Illinois Criminal Justice Information Authority by the Bureau of Justice Assistance, Office of Justice Programs, U.S. Department of Justice. The Assistant Attorney General, Office of Justice Programs, coordinates the activities of the following programs, offices and bureaus: Bureau of Justice Assistance, Bureau of Justice Statistics, National Institute of Justice, Office of Juvenile Justice and Delinquency Prevention, and the Office for Victims of Crime. Points of view or opinions contained within this document are those of the authors and do not necessarily represent the official position or policies of the U.S. Department of Justice.

Illinois Criminal Justice Information Authority  
120 S. Riverside Plaza, Suite 1016  
Chicago, Illinois 60606-3997  
Telephone (312) 793-8550  
Telefax (312) 793-8422  
TDD: (312) 793-4170  
World Wide Website <http://www.icjia.state.il.us>

## ACKNOWLEDGMENTS

A number of organizations and individuals put a great deal of effort into the development of this document. The Authority's Research and Analysis Unit is very grateful for the assistance provided by the following organizations:

*Administrative Office of the Illinois Courts*  
*Illinois Department of Human Services' Office of Alcoholism and Substance Abuse*  
*Illinois Department of Children and Family Services*  
*Illinois Department of Corrections*  
*Illinois State Police*  
*Southern Illinois Enforcement Group (SIEG)*  
*U.S. Bureau of the Census*

In addition, the following individuals were instrumental in gathering, interpreting and presenting these data:

*Robert Bauer*  
*Gary Kupsak*  
*Kelly Marzano*  
*Thomas Nichol*  
*David Olson*  
*Gerard Ramker*  
*Michelle Repp*  
*Gregory Stevens*



## CONTENTS

Section	Page Number
<b>EXECUTIVE SUMMARY</b>	
I.	Introduction ..... 1
II.	Trends in Violent Index Offenses and Arrests..... 3
III.	Trends in Drug Arrests..... 6
IV.	Trends in Drug Seizures..... 15
V.	Trends in Prosecutions for Drug Offenses ..... 17
VI.	Trends in Percent of Convicted Drug Offenders Sentenced to Prison..... 19
VII.	Trends in Drug Treatment Admissions in SIEG Region by Drug Type ..... 24
VIII.	Trends in Substance-Exposed Infants..... 27
IX.	Summary of Drug Situation ..... 28
X.	Appendices ..... 30
	Map 1 2002 Percent of Illinois' County-level Population Covered by an Authority-funded Multi-jurisdictional Enforcement Group or Task Force..... 31
	Map 2 2002 Illinois Cannabis Seizure Rates, by County ..... 32
	Map 3 2002 Illinois Cocaine Seizure Rates, by County..... 33
	Map 4 2002 Illinois Crack Seizure Rates, by County ..... 34
	Map 5 2002 Illinois Methamphetamine Seizure Rates, by County ..... 35
	Map 6 2002 Illinois Heroin Seizure Rates, by County..... 36
XI.	Bibliography ..... 37

## LIST OF FIGURES

Figure	Page Number
Figure 1.	Violent Index Offense Rates for Participating and Non-participating Agencies in Region Covered by SIEG..... 3
Figure 2.	2002 Violent Index Offenses* Reported by Participating and Non-participating Agencies in Region Covered by SIEG..... 4
Figure 3.	Violent Index Arrest Rates for Participating and Non-participating Agencies in Region Covered by SIEG..... 5
Figure 4.	2002 Violent Index Arrests* Reported by Participating and Non-participating Agencies in Region Covered by SIEG..... 5
Figure 5.	Total Drug Arrest Rates for SIEG and Participating and Non-participating Agencies in Region Covered by SIEG ..... 7
Figure 6.	2002 Drug Arrests* Reported by Participating and Non-participating Agencies in Region Covered by SIEG..... 8
Figure 7.	Total 2002 Drug Arrests* Reported by Participating and Non-participating Agencies in Region Covered by SIEG, by Drug Type ..... 8
Figure 8.	Drug Arrests by SIEG..... 9
Figure 9.	Percent of Total Drug Arrests Accounted for by SIEG ..... 10
Figure 10.	Cannabis Arrests Rates in the Region Covered by SIEG as Reported by Participating Agencies, Non-participating Agencies, and SIEG ..... 11
Figure 11.	Percent of Cannabis Arrests Accounted for by SIEG ..... 12
Figure 12.	Controlled Substances Arrest Rates in the Region Covered by SIEG as Reported by Participating Agencies, Non-participating Agencies, and SIEG..... 13

Figure 13.	Percent of Controlled Substances Arrests Accounted for by SIEG.....	14
Figure 14.	SIEG Drug Arrests for Possession versus Delivery, by Drug Type .....	14
Figure 15.	Cannabis Seized and Submitted to ISP by Jackson, Union, and Williamson Counties and Seized by SIEG.....	15
Figure 16.	Powder and Crack Cocaine Seized and Submitted to ISP by Jackson, Union, and Williamson Counties and Seized by SIEG.....	16
Figure 17.	Number of Felony Filings in Jackson, Union, and Williamson Counties .....	17
Figure 18.	Total SIEG Drug Arrests and Percentage of Arrests Resulting in Prosecution .....	18
Figure 19.	Sentences Imposed on Felons Convicted in Jackson, Union, and Williamson Counties.....	19
Figure 20.	Sentences Imposed on Convicted SIEG Drug Offenders.....	20
Figure 21.	Number of Drug Offenders Committed to IDOC by SIEG and Region Covered by SIEG .....	21
Figure 22.	Drug Offenders as a Percent of Total IDOC Commitments from Jackson, Union, and Williamson Counties.....	22
Figure 23.	Drug Offenders Committed to IDOC from Jackson, Union, and Williamson Counties, by Offense Class.....	23
Figure 24.	Substance Abuse Treatment Admissions from Jackson, Union, and Williamson Counties.....	24
Figure 25.	Comparison of Drug Arrests by SIEG and Participating and Non-participating Agencies vs. Drug Abuse Treatment Admissions in Jackson, Union, and Williamson Counties, 2002 .....	26
Figure 26.	Cases of Substance-Exposed Infants in Jackson, Union, and Williamson Counties.....	27
Figure 27.	Availability of Drugs in Illinois, 2000.....	28
Figure 28.	Price Per Gram in Illinois, 2000 .....	29

## EXECUTIVE SUMMARY

Since 1989, the Authority's Research and Analysis Unit has received funds under the federal Anti-Drug Abuse Act of 1988 to document the extent and nature of drug and violent crime in Illinois and the criminal justice system's response to these offenses. As a result of these efforts, the Authority has amassed a large amount of data measuring the extent and nature of drug and violent crime in Illinois and the impact these crimes have had on the criminal justice system. In addition, as part of its monitoring and evaluation efforts, the Authority also requires funded programs to submit monthly data reports describing their activities and accomplishments. This profile is intended to provide a general overview of the drug and violent crime problem in the jurisdictions covered by Illinois' MEGs and task forces, and the response to these problems by the units.

Although the data presented in this report are by no means inclusive of all indicators, they do provide a general overview of drug and violent crime and the response and impact of the criminal justice system. The following represent general conclusions that can be made based on the data analyzed for this report.

- In 2002, six local Illinois police agencies participated in SIEG (a participating agency is defined as one that contributes either personnel or financial resources to SIEG). Officers assigned to SIEG (totaling 13 in 2002, seven from participating agencies) accounted for 4 percent of the total number of sworn police officers working for agencies participating in SIEG.
- The violent Index offense rate was collectively higher across jurisdictions participating in SIEG than among the combined jurisdictions that did not participate in SIEG (page 3).
- The drug arrest rate tended to be higher collectively in the jurisdictions that participated in SIEG than in those jurisdictions that did not participate in SIEG. The drug arrest rate achieved by SIEG was lower than that achieved in those jurisdictions participating in SIEG, but slightly higher than the drug arrest rate for non-participating agencies, meaning that SIEG made more arrests than non-participating agencies for violations of the Cannabis and Controlled Substances Acts with only 13 officers (page 6).
- The arrests by SIEG were more likely than arrests by either participating or non-participating agencies to involve violations of the Illinois' Controlled Substances Act, as opposed to the Cannabis Control Act. One interpretation of this pattern is that SIEG is more focused in who they are targeting and arresting than local departments, and are also getting a more serious drug law violator, since violations of the Controlled Substances Act are more likely to involve felony-level (page 9).
- The majority of all drug arrests reported by SIEG, for either violations of the Cannabis Control Act or the Controlled Substances Act, involve drug sale or delivery (page 14).
- Between 1993 and 2002, the amount of cannabis seized by SIEG decreased significantly, while the amount of cocaine seized by SIEG increased (pages 15 and 16).
- Between 1989 and 2002, nearly all SIEG drug arrests resulted in prosecution. In addition, between 1989 and 2002, nearly all drug offenders who were prosecuted as a result of SIEG activity were convicted (page 18).

- In 2002, among those SIEG drug offenders convicted and sentenced, probation sentences accounted for the largest proportion (72 percent), followed by prison sentences (28 percent). There were no drug offenders sentenced to jail in 2002 (page 20).
- Arrests made by SIEG and the and non-participating agencies tended to involve the substances considered to be most serious (i.e., felony versus misdemeanor), while arrests made by the participating agencies tend to reflect the most widely available and used drugs in the region, and the substances for which individuals were seeking and receiving treatment in 2002 (page 25).



## I. Introduction

The Southern Illinois Enforcement Group (SIEG) covers the Illinois counties of Jackson, Union, and Williamson. Combined, these counties had a 2002 total population of 139,501 – 2 percent more than in 1990. In 2002, six local Illinois police agencies participated in SIEG. These include the sheriff's offices for Jackson, Union, and Williamson Counties and the Carbondale, Murphysboro, and Southern Illinois University police departments. These agencies served 59 percent of the population in the three-county region covered by SIEG in 2002 (see Map 1 on page 31). A participating agency is defined as one that contributes either personnel or financial resources to SIEG.

In addition to agencies that participate in SIEG, these Illinois counties are served by 17 additional police departments that do not participate in SIEG. According to the Illinois State Police, county sheriffs and local police departments, in the three-county region covered by SIEG, combined, employed 253 full-time police officers as of Oct. 31, 2002, 177 of which worked for agencies participating in SIEG. In comparison, there were 13 officers assigned to SIEG in 2002, including 7 from participating agencies and one from the Illinois State Police (ISP). Thus, the officers assigned to SIEG during 2002 accounted for a relatively small proportion—4 percent—of the total number of sworn police officers working in the participating police departments.

Since 1989, the Authority's Research and Analysis Unit has received funds under the federal Anti-Drug Abuse Act of 1988 to document the extent and nature of drug and violent crime in Illinois and the criminal justice system's response to these offenses. As a result of these efforts, the Authority has amassed a large amount of data measuring the extent and nature of drug and violent crime in Illinois and the impact these crimes have had on the criminal justice system. In addition, as part of its monitoring and evaluation efforts, the Authority also requires funded programs to submit monthly data reports describing their activities and accomplishments. To put this information into the hands of Metropolitan Enforcement Group (MEG) and Drug task force directors and policy board members, the Authority's Research and Analysis Unit has developed profiles – of which this is one – for each MEG and task force. The profile is intended to provide a general overview of the drug and violent crime problem in the jurisdictions covered by Illinois' MEGs and task forces, and the response to these problems by the units.

In addition to administering federal block-grant funds that come to Illinois for crime control initiatives, the Illinois Criminal Justice Information Authority is also responsible for providing policymakers, criminal justice professionals and others with information, tools and technology needed to make effective decisions that improve the quality of criminal justice in Illinois. The Authority provides an objective system-wide forum for identifying critical problems in criminal justice, developing coordinated and cost-effective strategies, and implementing and evaluating solutions to those problems. The specific powers and duties of the Authority are delineated in the Illinois Criminal Justice Information Act (Illinois Compiled Statutes, Ch. 20, Sec. 3930). Two of the Authority's many responsibilities are serving as a clearinghouse of information and research on criminal justice and undertaking research studies to improve the administration of criminal justice.

While the data presented in this report are by no means inclusive of all indicators, they do provide a general overview of drug and violent crime and the response and impact of the criminal justice system. In addition, these data are readily available and consistently defined through existing statewide data collection mechanisms. Some data presented in this profile have been analyzed differently than in previous years; therefore, caution must be taken when comparing numbers presented with previous profiles.

While a considerable amount of the information presented in this profile has been provided to the Authority by SIEG, a number of state agencies have also provided data to the Authority that are included in this report. Specifically, the Illinois State Police, the Administrative Office of the Illinois Courts, the Illinois Department of Human Services' Office of Alcoholism and Substance Abuse, the Illinois Department of Corrections and the Illinois Department of Children and Family Services all provided data used to develop this profile. The support and cooperation of these agencies and their staffs have helped make this report an informative and timely source of information on the activities of the criminal justice system in Illinois.

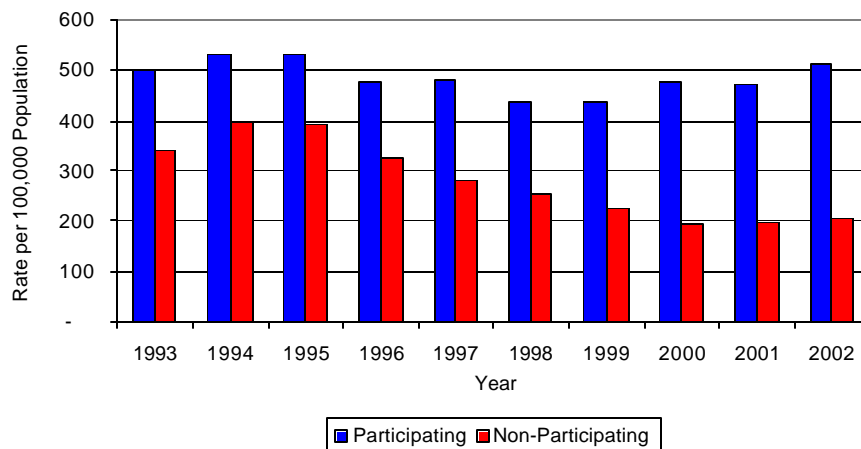
## II. Trends in Violent Index Offenses and Arrests

While most of Illinois' Metropolitan Enforcement Groups and Drug task forces are primarily involved in drug enforcement activities, it is clear that the relationship between drugs and violence is particularly evident in a number of Illinois communities. In addition, a number of MEGs and task forces have increased their involvement in the investigation of violent crime, particularly that associated with gang activity and violence related to drug distribution, sale and turf battles. One of the most commonly used indicators of the level of crime in a particular jurisdiction is the number of Index offenses reported to the police. In Illinois, as part of the Illinois Uniform Crime Reporting (I-UCR) program, every law enforcement agency in the state is required to report crime data monthly to the Illinois State Police (ISP). There are eight separate offenses that constitute the Crime Index, including murder, criminal sexual assault, robbery, aggravated assault (violent Index offenses), burglary, theft, motor vehicle theft and arson (property Index offenses). Although these eight offenses do not account for all crimes reported to the police, they are considered to be the most serious, frequent, pervasive and consistently defined by different law enforcement agencies.

In 2002, the number of violent Index offenses reported to the police in the three-county region covered by SIEG totaled 539, an 11 percent decrease from the 605 offenses reported in 1993. The majority (71 percent) of violent Index offenses reported to the police between 1993 and 2002 were aggravated assaults, while 15 percent were criminal sexual assaults and 14 percent were robberies. When most other counties and regions across the state were examined, robberies accounted for the second largest proportion of violent Index offenses reported to police.

During the period analyzed, the violent Index offense rate for the region covered by SIEG decreased 11 percent, from 436 offenses per 100,000 population in 1993 to 386 offenses per 100,000 population in 2002. The violent Index offense rate in the participating agencies increased 3 percent, from 502 to 515 offenses per 100,000 population, while the rate in the non-participating agencies decreased 40 percent, from 340 to 204 offenses per 100,000 population (Figure 1). Thus, the violent Index offense rate was collectively higher across the jurisdictions that participated in SIEG than it was among the agencies that did not participate in SIEG.

**Figure 1**  
Violent Index Offense Rates for Participating  
and Non-participating Agencies in  
Region Covered by SIEG

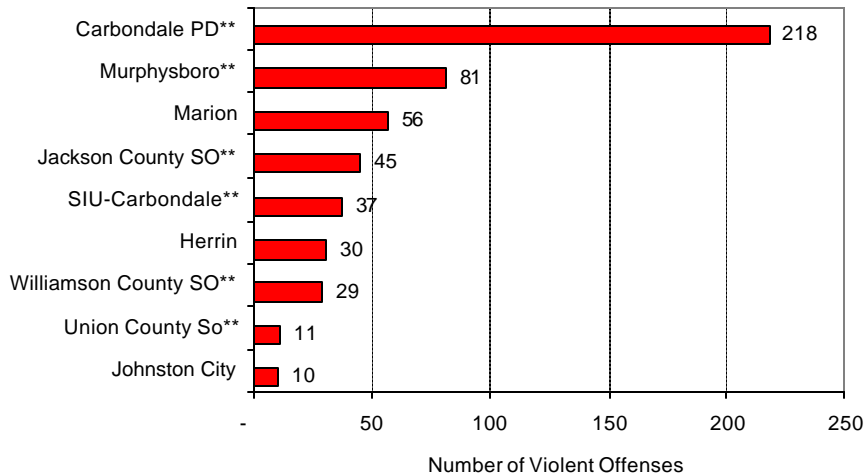


Source: ICJIA calculations using  
Illinois State Police and U.S. Census



Across the 17 individual local law enforcement agencies covered by SIEG’s jurisdiction, three agencies, the Carbondale Police Department, the Murphysboro Police Department, and the Marion Police Department, accounted for 66 percent of all violent offenses reported to the police in 2002 (Figure 2). Agencies that reported fewer than ten violent offenses in 2002 and those agencies from smaller jurisdictions that report UCR data through another agency were excluded from Figure 2. When controlling for differences in the populations served by these law enforcement agencies, the violent Index offense *rate* ranged from 85 violent Index offenses per 100,000 population in Carterville to 866 offenses per 100,000 population in Carbondale.

**Figure 2**  
**2002 Violent Index Offenses\* Reported by**  
**Participating and Non-participating Agencies in**  
**Region Covered by SIEG**



Source: Illinois State Police

\* Agencies reporting ten or more violent offenses

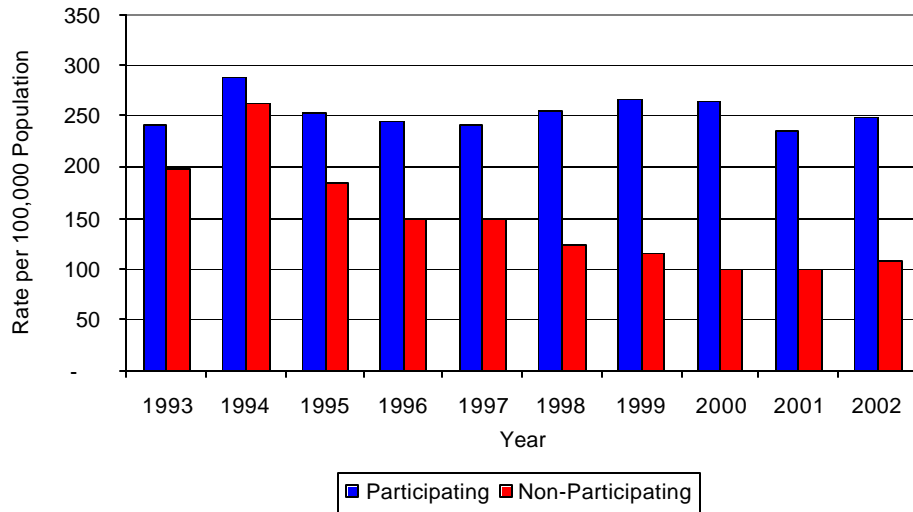
\*\*Agencies participating in SIEG

An indicator of the workload that law enforcement agencies place on other components of the justice system is the number of arrests made by police, including those for violent and property Index offenses and drug offenses. Unlike offenses, which are what police must respond to, arrests represent those offenders who may eventually be processed through other components of the justice system, including the courts, county jails, and state and local correctional programs.

Between 1993 and 2002, the number of arrests for violent Index offenses made by law enforcement agencies in the region covered by SIEG decreased slightly, from 311 to 266. The majority (82 percent) of violent Index arrests were for aggravated assaults, followed by robberies (9 percent).

During the period analyzed, the violent Index arrest rate for the region covered by SIEG decreased 15 percent, from 224 offenses per 100,000 population in 1993 to 161 arrests per 100,000 population in 2002. The violent Index arrest rate in the participating agencies increased 3 percent, from 241 to 248 offenses per 100,000 population, while the rate in the non-participating agencies decreased 45 percent, from 199 to 109 offenses per 100,000 population (Figure 3).

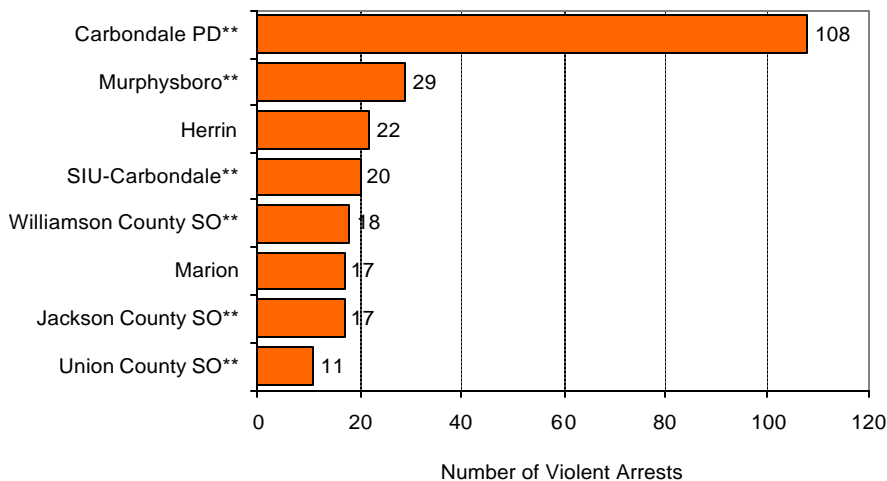
**Figure 3**  
Violent Index Arrest Rates for Participating  
and Non-participating Agencies in  
Region Covered by SIEG



Source: ICJIA calculations using Illinois State Police and U. S. Census Bureau data

The majority (67 percent) of arrests for violent Index offenses occurring in the three-county region covered by SIEG were made by four agencies. Nine agencies had fewer than ten arrests for violent Index offenses reported in 2002 and are excluded from Figure 4. Of the 266 violent Index arrests made in 2002, the Carbondale Police Department accounted for the largest portion (41 percent), followed by the Murphysboro Police Department (11 percent), and the Herrin and SIU-Carbondale police departments (8 percent each) (Figure 4).

**Figure 4**  
2002 Violent Index Arrests\* Reported by Participating  
and Non-participating Agencies in Region Covered by  
SIEG



Source: Illinois State Police

\*Agencies reporting ten or more violent Index arrests

\*\*Agencies participating in SIEG.

### III. Trends in Drug Arrests

There are two sources of drug arrest data presented in this section. One source is the Illinois Uniform Crime Reporting (I-UCR) program that includes information submitted by local law enforcement agencies on the number of persons arrested for violations of Illinois' Cannabis Control Act, Controlled Substances Act, Hypodermic Syringes and Needles Act, and Drug Paraphernalia Control Act. In addition, data on drug arrests made by Illinois' MEGs and task forces are reported to the Illinois Criminal Justice Information Authority. In some jurisdictions, arrests made by the MEG or task force may be reported by both local law enforcement agencies through the IUCR and to the Authority by the unit. In other jurisdictions, arrests made by the MEG or task force are only reported to the Authority by the unit. Therefore, in some instances drug arrests may be double counted – included in both local agency statistics reported to I-UCR and those of the MEG or task force. Currently there is no mechanism in place to ensure that drug arrest statistics are not being duplicated at both the local agency and MEG/task force level. This should be kept in mind when interpreting the information presented in the following section.

The majority of drug offenses in Illinois are violations of either the *Cannabis Control Act* – which prohibits the possession, sale and cultivation of marijuana – or the *Controlled Substances Act* – which prohibits the possession, sale, distribution or manufacture of all other illegal drugs, such as cocaine and opiates. Illinois also has various other laws prohibiting other drug-related activity. These include the *Hypodermic Syringes and Needles Act* – which prohibits the possession or sale of hypodermic instruments – and the *Drug Paraphernalia Control Act* – which prohibits the possession, sale or delivery of drug paraphernalia. In general, violations of Illinois Controlled Substances Act are considered to be more serious, since they primarily involve cocaine, heroin, methamphetamine, and hallucinogens, and are almost all classified under Illinois law as felonies. The majority of cannabis and drug paraphernalia offenses encountered by police, on the other hand, tend to be misdemeanor-level offenses.

In 2002, local law enforcement agencies in the counties covered by SIEG reported 445 arrests for drug law violations, more than double the 215 arrests in 1993. Between 1993 and 2002, arrests for violations of Illinois' Cannabis Control Act consistently out-numbered arrests for violations of the Controlled Substances Act in Jackson, Union, and Williamson counties, combined. During the same period, the number of arrests for violations of the Cannabis Control Act in these three counties combined, increased 97 percent, from 147 to 259, while arrests for violations of the Controlled Substances Act increased significantly from 53 to 156. In addition, arrests for violations of the Drug Paraphernalia Control Act, enacted in 1993, increased from eight in 1993 to 173 in 2003. Much of this increase can be attributed to a 1994 addition to the Drug Paraphernalia Control Act, which included the possession of drug paraphernalia as a violation.

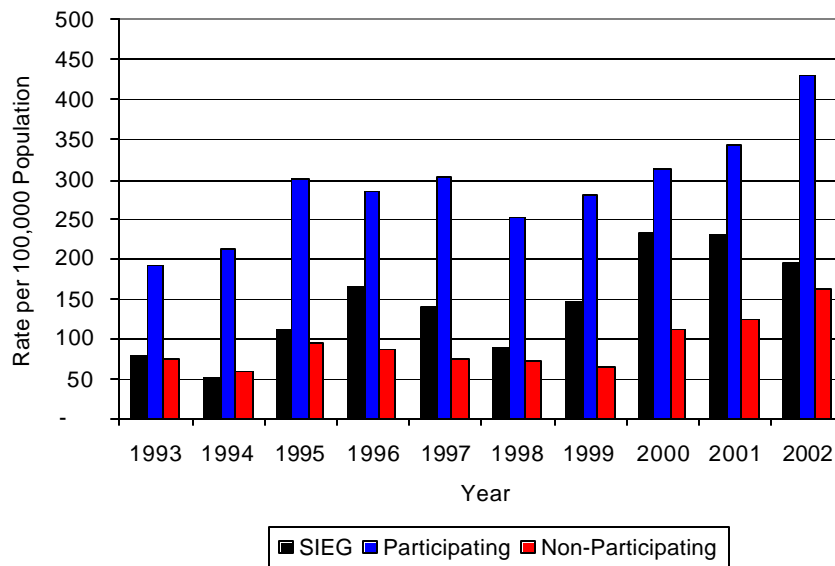
Because arrests for violations of the Drug Paraphernalia Control Act are frequently made in conjunction with other drug offense arrests, these arrests may be double-counted, thus skewing the actual number of drug arrests. Therefore, only arrests for violations of the Cannabis Control Act and Controlled Substances Act will be used for drug arrest comparisons between SIEG and the participating and non-participating agencies.

The drug arrest rate for the Cannabis Control and Controlled Substances Acts combined, in the region covered by SIEG, more than doubled, from 144 arrests per 100,000 population in 1993 to 319 arrests per 100,000 population in 2002. Similarly, the drug arrest rate in the participating and non-participating agencies significantly increased, from 191 to 429 and from 76 to 163 arrests per 100,000 population, respectively. The drug arrest rate for SIEG more than doubled between 1993 and 2002, from 79 to 196 arrests per 100,000 population (Figure 5). Thus, the drug arrest rate tended to be higher collectively in the jurisdictions that participated in SIEG than in those jurisdictions that did not participate in SIEG. The

drug arrest rate achieved by SIEG was lower than that achieved in those jurisdictions participating in SIEG, but slightly higher than the drug arrest rate for non-participating agencies, meaning that SIEG made more arrests as non-participating agencies for violations of the Cannabis and Controlled Substances Acts with only 13 officers.

**Figure 5**

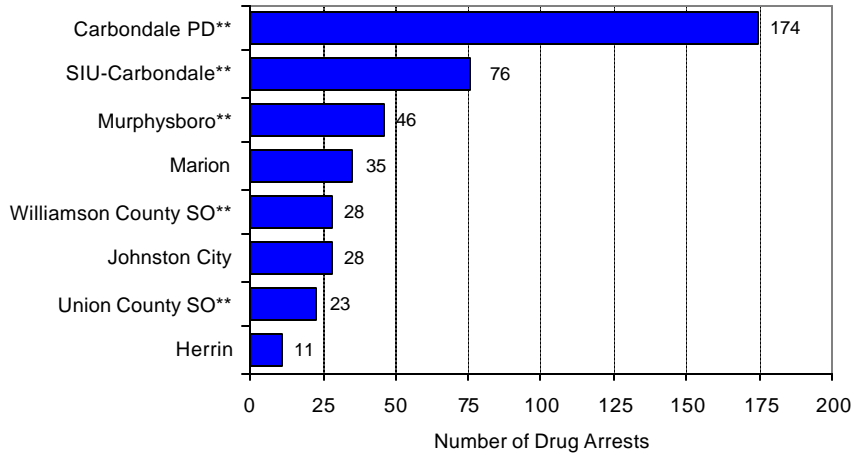
**Total Drug Arrest Rates for SIEG and Participating and Non-participating Agencies in Region Covered by SIEG**



Source: ICJIA calculations using Illinois State Police, SIEG, and U.S. Census Bureau data

Across the individual local law enforcement agencies in the region covered by SIEG, the total number of cannabis and controlled substance arrests ranged from one to 174. Of the 445 drug arrests made during 2002 in the three-county region, three agencies accounted for 67 percent of these drug arrests (Figure 6). Nine agencies had fewer than ten drug arrests reported in 2002 and are excluded from Figure 6. Five of the eight agencies listed in Figure 6 participated in SIEG.

**Figure 6**  
**2002 Drug Arrests\* Reported by Participating and Non-participating Agencies in Region Covered by SIEG**

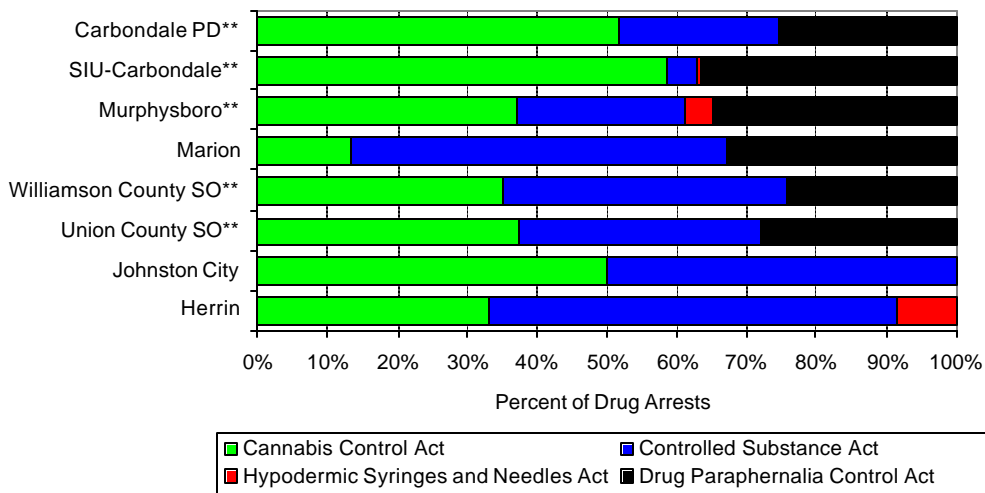


Source: Illinois State Police

\*Agencies reporting ten or more drug arrests  
 \*\*Agencies participating in SIEG

When 2002 drug arrests were compared across local law enforcement agencies within the three-county region covered by SIEG, similar patterns were noted in the distribution of arrests by drug type. In 2002, violations of the Cannabis Control Act accounted for the largest portion of drug arrests by most local agencies that reported at least ten drug arrests. Arrests for violations of the Controlled Substances Act accounted for the second largest portion of arrests across individual agencies in the region. Only three local agencies reported any arrests for violations of the Hypodermic Syringes and Needles Act (Figure 7).

**Figure 7**  
**Total 2002 Drug Arrests\* Reported by Participating and Non-participating Agencies in Region Covered by SIEG, by Drug Type**



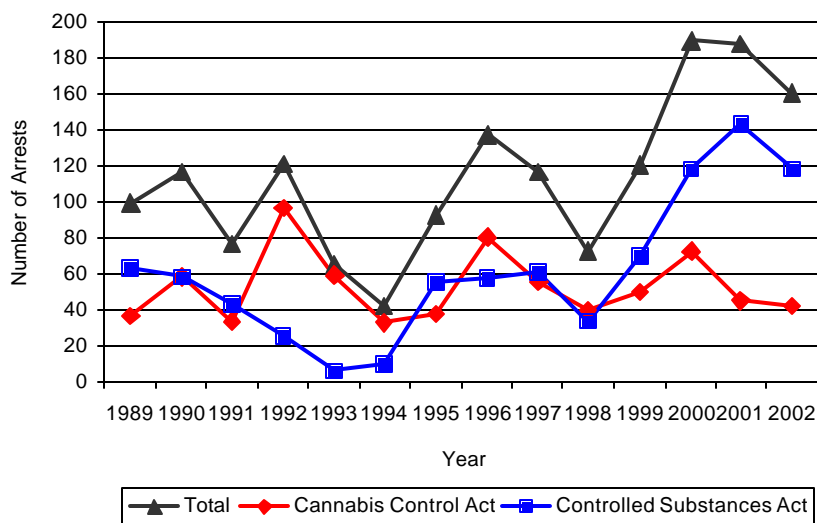
Source: Illinois State Police

\*Agencies reporting ten or more drug arrests  
 \*\*Agencies participating in SIEG

Between 1993 and 2002, the number of combined cannabis and controlled substances arrests made by SIEG more than doubled, from 65 to 160 (Figure 8). Unlike the drug arrests made by most local police departments in the region, violations of the Controlled Substances Act accounted for the majority of drug arrests made by SIEG throughout most of the period analyzed. The number of SIEG arrests for violations of the Controlled Substances Act increased from six to 143, while arrests for violations of the Cannabis Control Act decreased from 59 to 42 (Figure 8).

Between 1993 and 2002, the proportion of drug arrests accounted for by violations of the Controlled Substances Act decreased somewhat for participating agencies and increased for non-participating agencies. For SIEG, the proportion of drug arrests accounted for by controlled substance violations increased substantially, from 9 percent in 1993 to 74 percent in 2002. For the participating agencies, arrests for violations Controlled Substance Act accounted for 29 percent of the drug arrests in 2002, compared to 27 percent in 1993; whereas the proportion of controlled substances arrests increased from 26 percent to 56 percent of arrests made by non-participating agencies during the same period. Thus, the arrests by SIEG were more likely than arrests by either participating or non-participating agencies to involve violations of the Illinois' Controlled Substances Act, as opposed to the Cannabis Control Act. One interpretation of this pattern is that SIEG is more focused in who they are targeting and arresting than local departments, and are also getting a more serious drug law violator, since violations of the Controlled Substances Act are more likely to involve felony-level offense.

**Figure 8**  
Drug Arrests by SIEG

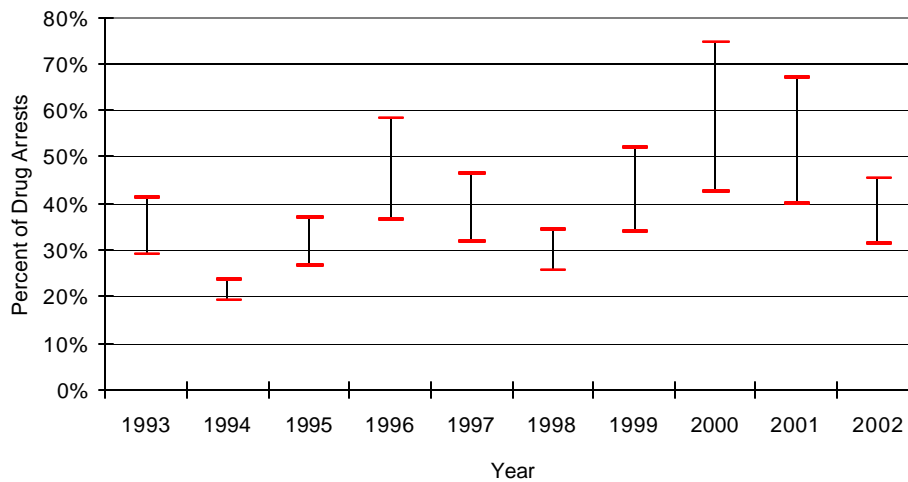


Source: SIEG

The data presented below represent the percent of total drug arrests made by participating agencies that were accounted for by SIEG. An upper and lower bound is shown in Figure 9, which accounts for whether or not the units numbers are counted as part of the UCR submissions made by participating departments (which is unknown at this point). The upper bound indicates the percentage of arrests if *all* of the SIEG arrests are included in the local UCR submissions. The lower bound indicates the percentage if *none* of the SIEG arrests are included in the local UCR submissions.

It is estimated that the proportion of all drug arrests made in the jurisdictions of participating agencies, and accounted for by SIEG, was between 29 to 41 percent in 1993, slightly increasing to between 31 to 46 percent in 2002. Thus, despite the fact that the officers assigned to SIEG accounted for a small proportion of the total number of officers in participating agencies, they accounted for a relatively large proportion of the drug arrests made in the jurisdiction of the participating agencies in most of the years analyzed.

**Figure 9**  
**Percent of Total Drug Arrests**  
**Accounted for by SIEG**



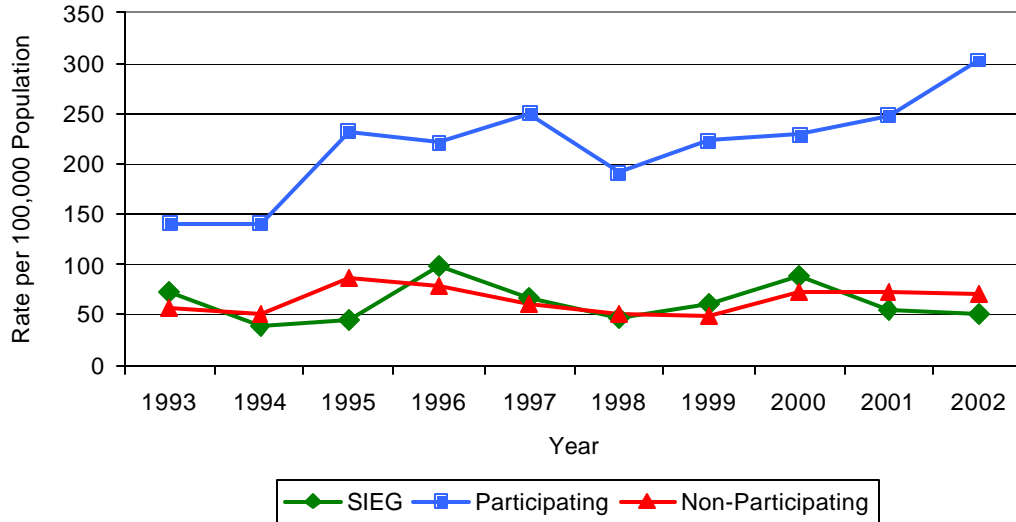
Source: ICJIA calculations using Illinois State Police and SIEG data

The number of arrests for violations of Illinois' Cannabis Control Act in Jackson, Union, and Williamson counties totaled 289 in 2002, nearly double the 147 arrests made for cannabis violations in 1993. Between 1993 and 2002, the proportion of all drug arrests accounted for by violations of the Cannabis Control Act in the three-county region decreased from 74 percent to 65 percent. Agencies participating in SIEG accounted for the majority (86 percent) of the total number of arrests for cannabis violations. SIEG reported a total of 42 arrests for cannabis violations in 2002, 26 percent of the unit's drug arrests.

During the period analyzed, the cannabis arrest rate for the region covered by SIEG increased 42 percent, from 106 arrests per 100,000 population in 1993 to 207 arrests per 100,000 population in 2002. The cannabis arrest rate in the participating agencies more than doubled, from 140 to 303 arrests per 100,000 population. The arrest rate in the non-participating agencies increased 26 percent, from 56 to 71 arrests per 100,000 population, while the cannabis arrest rate for SIEG decreased 28 percent, from 72 to 51 arrests per 100,000 population (Figure 10).

**Figure 10**

**Cannabis Arrest Rates in the Region Covered by SIEG  
as Reported by Participating Agencies, Non-  
participating Agencies and SIEG**



Source: ICJIA calculations using  
Illinois State Police and SIEG data

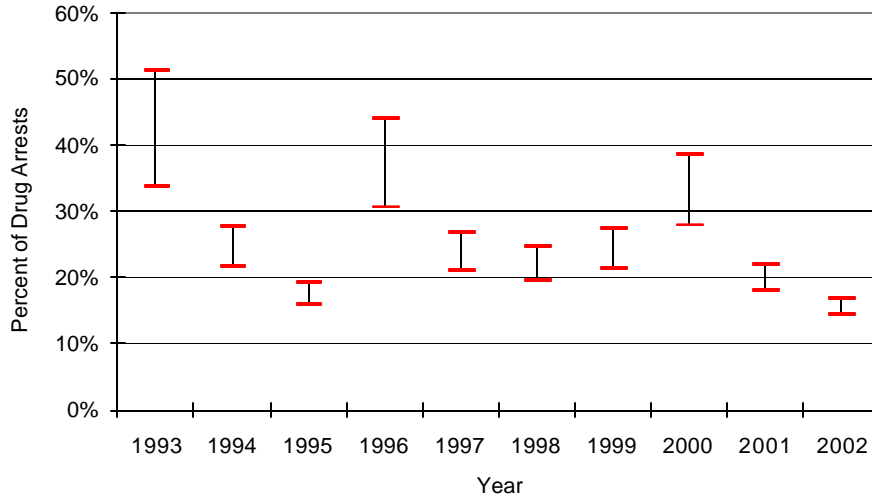
The data presented below represent the percent of total arrests for the violation of the Cannabis Control Act made by participating agencies that was accounted for by SIEG. An upper and lower bound is shown in Figure 11, which accounts for whether or not the units numbers are counted as part of the UCR submissions made by participating departments (which is unknown at this point). The upper bound indicates the percentage of arrests if *all* of the SIEG arrests are included in the local UCR submissions. The lower bound indicates the percentage if *none* of the SIEG arrests are included in the local UCR submissions.

It is estimated that the proportion of all arrests for the violation of the Cannabis Control Act made in the jurisdictions of participating agencies, and accounted for by SIEG, was between 34 to 51 percent in 1993, but decreased to between 14 to 17 percent in 2002. The data presented in Figure 11 suggest that although arrests for the violation of the Cannabis Control Act made by SIEG in 1993 represented a large proportion of such arrests made in the jurisdictions of participating agencies, this proportion dropped in subsequent years.



**Figure 11**

**Percent of Cannabis Arrests  
Accounted for by SIEG**



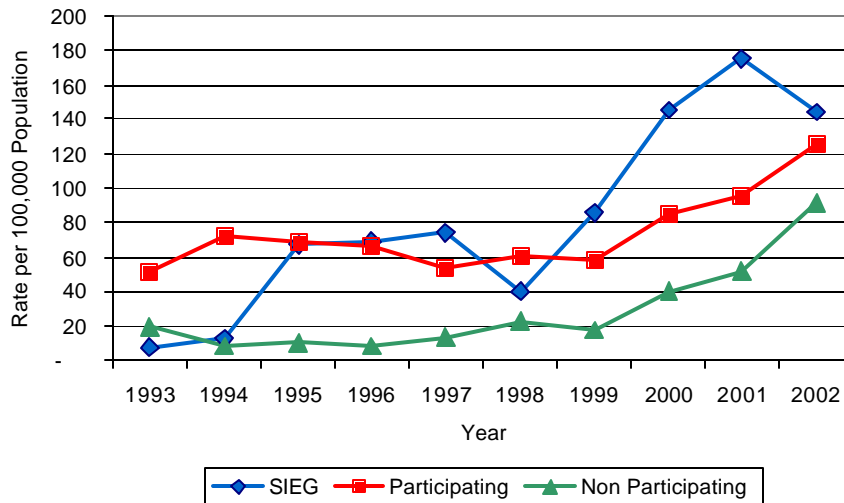
Source: ICJIA calculations using  
Illinois State Police and SIEG data

In Jackson, Union, and Williamson counties the number of arrests for violations of Illinois' Controlled Substances Act nearly tripled between 1993 and 2002, from 53 to 156. Between 1993 and 2002, the proportion of all drug arrests accounted for by violations of the Controlled Substances Act in the three-county region decreased from 27 percent to 35 percent. In 2002, SIEG reported 118 arrests for controlled substance violations, 74 percent of all drug arrests reported to the Authority by the unit.

Between 1993 and 2002, the arrest rate for controlled substances act violations for the region covered by SIEG nearly tripled, from 38 to 112 arrests per 100,000 population (Figure 12). The controlled substances arrest rate in the participating and non-participating agencies significantly increased, from 51 to 126 arrests per 100,000 population and from 19 to 92 arrests per 100,000 population, respectively. The controlled substances arrest rate for SIEG increased dramatically, from seven to 144 arrests per 100,000 population, as well (Figure 12). Thus, within the last four years, the arrest rate for violations of the Controlled Substances Act achieved by SIEG was higher than that achieved by jurisdictions participating in SIEG.

**Figure 12**

**Controlled Substances Arrest Rates in the Region Covered by SIEG as Reported by Participating Agencies, Non-participating Agencies and SIEG**

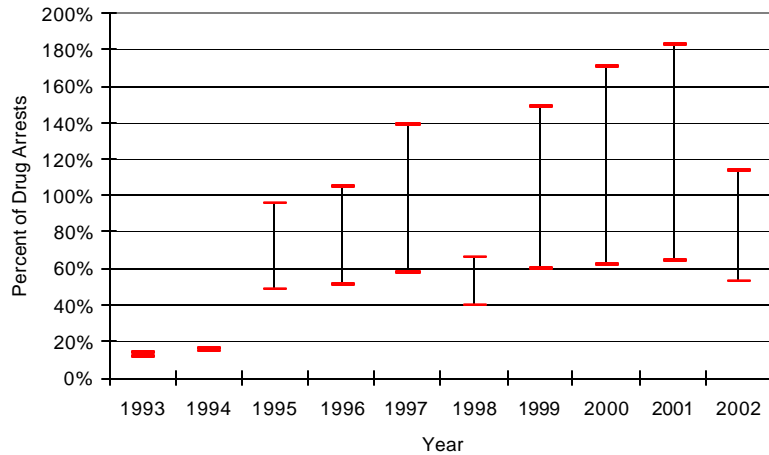


Source: ICJIA calculations using Illinois State Police and SIEG data

The data presented below represent the percent of total arrests for the violation of the Controlled Substances Act made by participating agencies that was accounted for by SIEG. An upper and lower bound is shown in Figure 13, which accounts for whether or not the units numbers are counted as part of the UCR submissions made by participating departments (which is unknown at this point). The upper bound indicates the percentage of arrests if *all* of the SIEG arrests are included in the local UCR submissions. The lower bound indicates the percentage if *none* of the SIEG arrests are included in the local UCR submissions.

It is estimated that the proportion of all arrests for the violation of the Controlled Substances Act made in the jurisdictions of participating agencies, and accounted for by SIEG, was between 13 to 14 percent in 1993 and increased to between 53 to over 115 percent in 2002, thus accounting for a relatively large proportion of arrests for violation of the Controlled Substances Act. When examining the three figures together (Figure 9, 11 and 13), the data suggest that SIEG focused on arresting individuals violating the Controlled Substances Act, most of which are felony offenses.

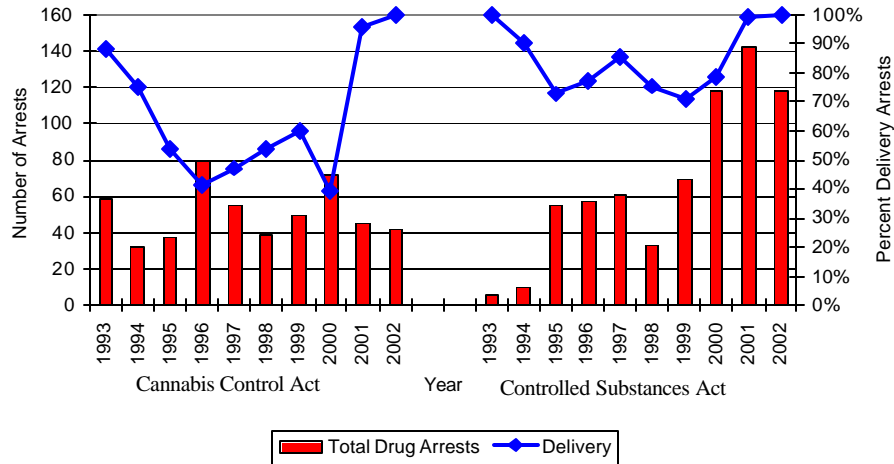
**Figure 13**  
Percent of Controlled Substances Arrests  
Accounted for by SIEG



Source: ICJIA calculations using Illinois State Police and SIEG data

The majority of all drug arrests reported by SIEG are for delivery. Although, the number of drug delivery arrests made by SIEG nearly tripled between 1993 and 2002, from 58 to 160, resulting in an increased proportion of drug delivery offenses arrests. Arrests for drug delivery accounted for 76 percent of all drug arrests made by SIEG between 1993 and 2002. When cannabis and controlled substance arrests were examined separately, the proportion of arrests for delivery slightly increased for cannabis arrests, while the proportion of arrests for controlled substances remained relatively stable. Arrests for delivery of controlled substances accounted for 85 percent of all arrests for violations of the Controlled Substance Act during the period analyzed and despite a slight decrease between 1993 and 2002, the proportion remained at 100 percent in 2002, as it was originally in 1993. Similarly, arrests for the delivery of cannabis accounted for 65 percent of all arrests for violations of the Cannabis Act. Despite the fact that arrests for delivery of cannabis accounted for 39 percent of all cannabis arrests in 2000, the proportion increased to 100 percent in 2002, compared to 88 percent in 1993.

**Figure 14**  
SIEG Drug Arrests for Possession versus Delivery,  
by Drug Type



Source: ICJIA calculations using SIEG data

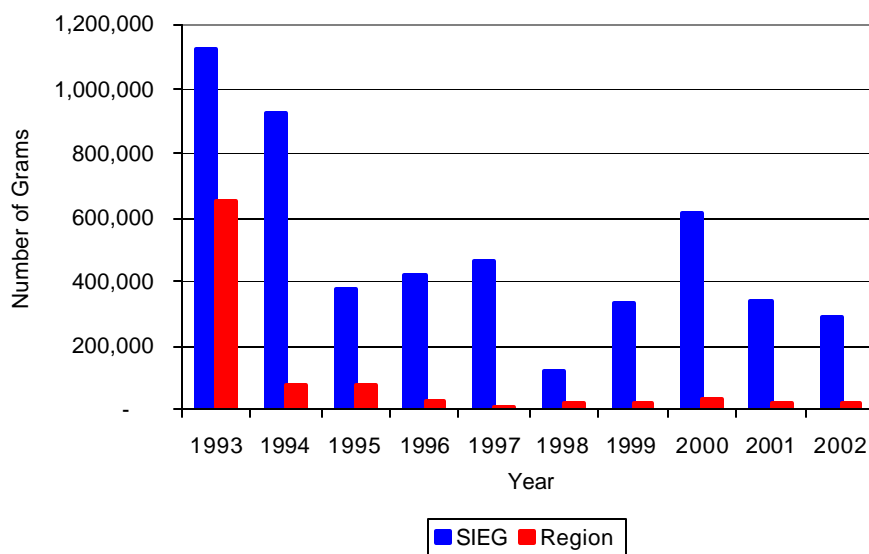
#### IV. Trends in Drug Seizures

Drugs seized by law enforcement agencies are another indicator of the extent and nature of illegal drug trade in a jurisdiction. When illegal drugs are seized by law enforcement agencies, all or a portion of the total amount seized is submitted to a crime lab for analysis. Most agencies submit drugs to one of the Illinois State Police crime labs. These labs record the quantity of drugs submitted from each county. This section discusses trends in the quantities of illegal drugs seized and submitted to the Illinois State Police from local law enforcement agencies in Jackson, Union, and Williamson counties as well as the quantities of drugs seized by SIEG. It is important to note, however, that while SIEG data report the total quantities of drugs actually *seized*, local agency data only represent the quantities of seized drugs that are *submitted* to the Illinois State Police for analysis. County-level cannabis, cocaine, crack, methamphetamine, and heroin seizure rates for Illinois' 102 counties are provided in maps located in the Appendix of this report.

As in most Illinois jurisdictions, cannabis accounts for the majority of illegal drugs seized in the three-county region covered by SIEG. The quantity of cannabis seized and submitted by law enforcement agencies the region covered by SIEG dropped from more than 650,000 grams in 1993 to less than 25,000 grams in 2002. Similarly, the quantity of cannabis seized by SIEG decreased during the same period, from more than 1.1 million grams in 1993 to about 289,000 grams in 2002 (Figure 15). Despite this large decrease, SIEG's cannabis seizure rate in 2002 of 353,596 grams per 100,000 population was much greater than the statewide cannabis seizure rate of 19,437 grams per 100,000 population, as well as the seizure rate of 17,390 grams per 100,000 population in the three-county region covered by SIEG (Map 2).

Figure 15

Cannabis Seized and Submitted to ISP by Jackson, Union, and Williamson Counties and Seized by SIEG



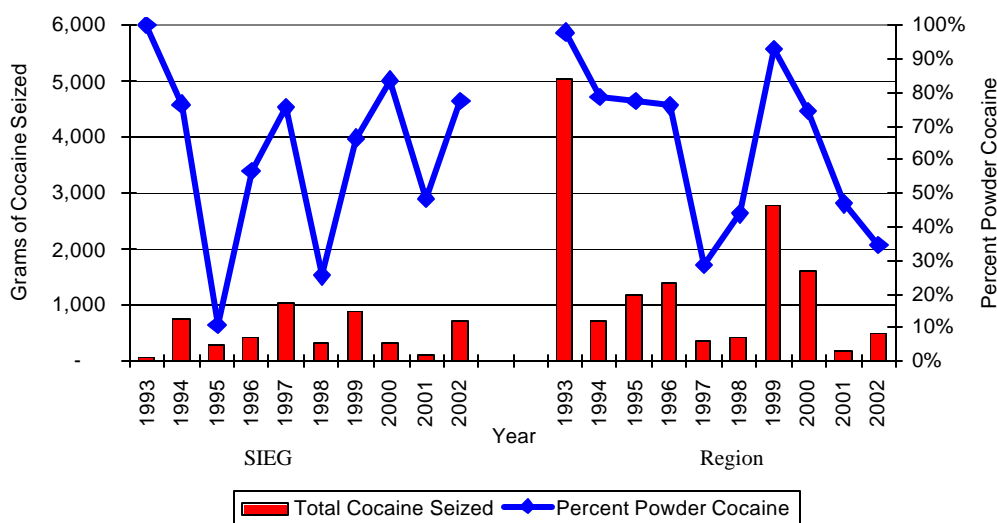
Source: ICJIA calculations using SIEG data

Between 1993 and 2002, a combination of crack and powder cocaine has accounted for a small proportion of drugs seized in the three-county region covered by SIEG. The quantity of cocaine seized and submitted by law enforcement agencies in Jackson, Union, and Williamson counties decreased 44 percent, from 5,047 grams in 1993 to 2,804 grams in 2002. Between 1993 and 2002, the quantity of cocaine seized by SIEG increased significantly, from about 50 grams to about 734 grams.

As a result, the proportion of all cocaine seized accounted for by powder cocaine remained varied between 1993 and 2002 in the three-county region covered by SIEG as it did for SIEG. For SIEG, although powder cocaine accounted for the largest proportion of total cocaine seizures in nearly every year examined, the proportion decreased from 100 percent in 1993 to 77 percent in 2002 (Figure 16). In 2002, the cocaine seizure rate in the three-county region covered by SIEG (2,010 grams per 100,000) was more than double SIEG's cocaine seizure rate of 898 grams per 100,000 population, and dramatically lower than the statewide cocaine seizure rate of 21,891 grams per 100,000 population (Maps 3 and 4).

**Figure 16**

**Powder and Crack Cocaine Seized and Submitted to ISP by Jackson, Union, and Williamson Counties and Seized by SIEG**



Source: ICJIA calculations using SIEG data

The total quantity of illegal drugs seized and submitted by law enforcement agencies in Jackson, Union, and Williamson counties decreased significantly between 1993 and 2002, from a high of 657,029 grams to 26,975 grams. The total quantity of illegal drugs seized by SIEG decreased 74 percent, from a little over 1.1 million grams in 1993 to 291,512 grams in 2002.

Between 1993 and 1997, SIEG reported no methamphetamine seizures; however, between 1998 and 2002, SIEG reported 4,692 grams of methamphetamine seized. Between 1994 and 2002, 3,031 grams of methamphetamine were seized in the three-county region covered by SIEG. In 2002, SIEG had a methamphetamine seizure rate of 2,165 grams per 100,000 population, significantly higher than the rate of 311 grams per 100,000 population in the three-county region and the statewide seizure rate of 222 grams per 100,000 population in 2002 (Map 5).

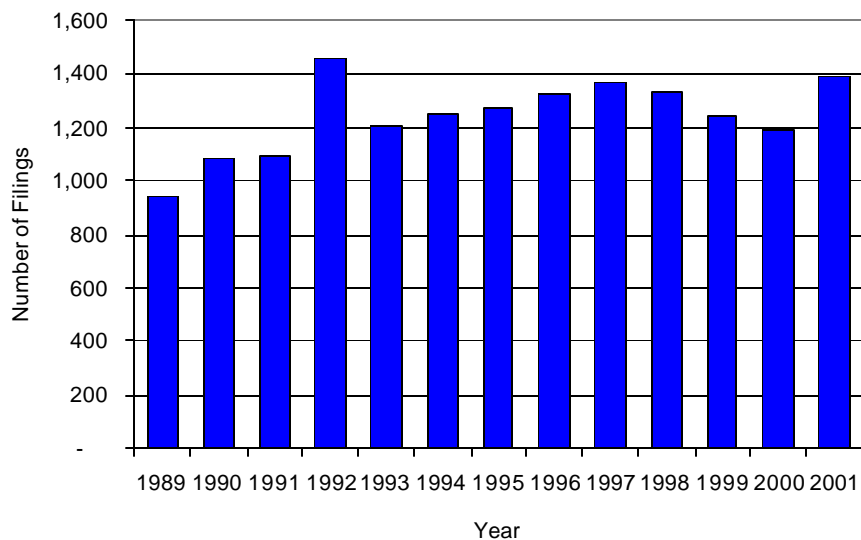
## V. Trends in Prosecutions for Drug Offenses and All Felonies

Although Illinois has one of the best court reporting systems in the country, the Administrative Office of the Illinois Court only collects information regarding the aggregate number of court filings. Currently, there are no statewide data available on court filings by offense type. The Administrative Office of the Illinois Courts reports data on felony criminal court cases. After screening a case and deciding it warrants further action, the state's attorney must file formal charges in court. Felony cases can be punished by a probation term up to four years and incarceration for more than one year.

Between 1989 and 2001, the number of felony filings in the three-county region covered by SIEG increased 48 percent, from 937 to 1,386 (Figure 17).

**Figure 17**

**Number of Felony Filings in Jackson, Union, and Williamson Counties**

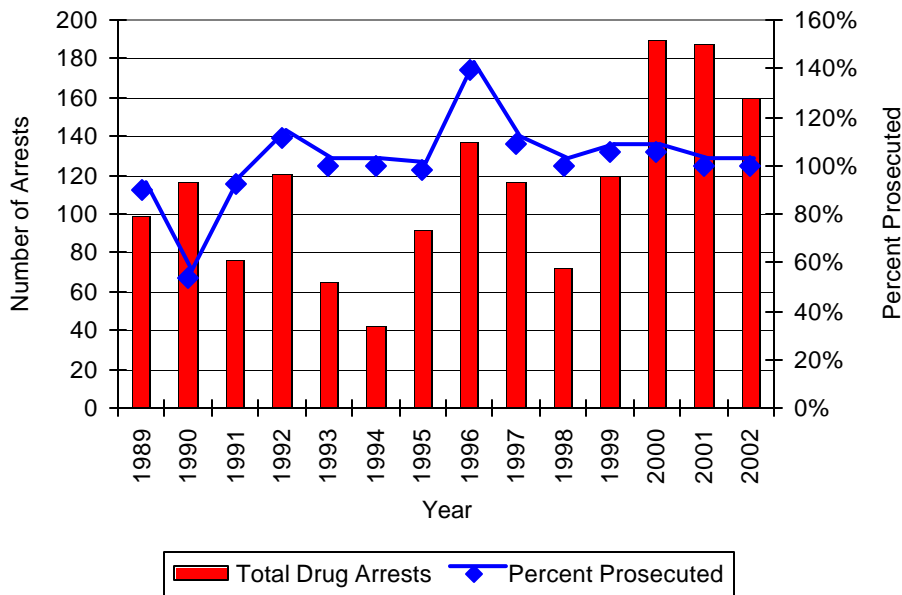


Source: Administrative Office of the Illinois Courts

Between 1989 and 2002, there were a total of 1,617 drug prosecutions initiated as a result of SIEG arrests in Jackson, Union, and Williamson counties. During this time, the number of SIEG drug arrests increased 62 percent, from 99 arrests in 1989 to 160 arrests in 2002 (Figure 18). Between 1989 and 2002, the proportion of SIEG drug arrests resulting in prosecution averaged over 100 percent. This may be due to some differences in the timing of an arrest and the filings of charges, or could be due to the number of charges, rather than the number of defendants being reported by the unit. In addition, some offenders have charges filed, and a subsequent warrant issued, without an arrest taking place, which could also affect the number of prosecutions reported.

**Figure 18**

**Total SIEG Drug Arrests and Percentage of Arrests Resulting in Felony Prosecution**



Source: SIEG

Between 1989 and 2002, 84 percent (1,363) of the 1,617 drug offenders who were prosecuted as a result of SIEG activity were convicted. Convictions for controlled substances accounted for 49 percent of all SIEG initiated convictions during the period analyzed.

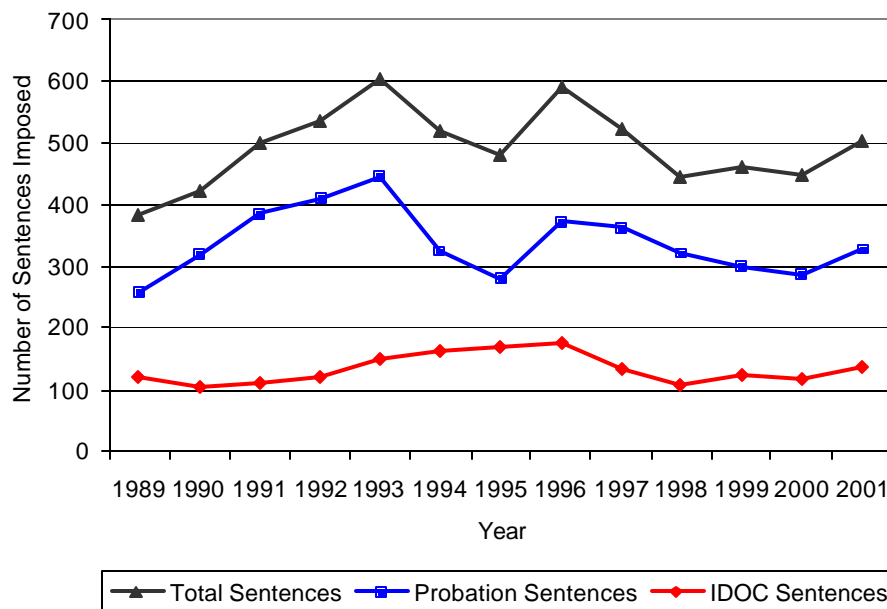
## VI. Trends in Percent of Convicted Drug Offenders Sentenced to Prison

Anyone convicted of a felony in Illinois can be sentenced either to prison or probation, or receive conditional discharge. A number of factors influence the type and length of sentence imposed on convicted felons, including the severity of the crime, the offender's criminal and social history, safety of the community and legislation affecting certain types of offenses. For some types of convictions, a sentence to prison is required by state statute.

Between 1989 and 2001, the number of offenders convicted of a felony and sentenced in the three-county region covered by SIEG increased 31 percent, from 382 to 502. The number of convicted felons sentenced to the Illinois Department of Corrections (IDOC) increased slightly between 1989 and 2001, from 122 to 136, with a high of 176 in 1996. However, the proportion of felons sentenced to IDOC decreased from 32 percent in 1989 to 27 percent in 2001. In 2001, 328 probation sentences were imposed on convicted felons, 28 percent more than the number of probation sentences in 1989 (257) (Figure 19). The proportion of felons sentenced to probation decreased slightly during the period analyzed, from 67 in 1989 to 65 percent in 2001. Sentences other than prison or probation account for the remaining 8 percent of felony sentences imposed in 2001.

**Figure 19**

### Sentences Imposed on Felons Convicted in Jackson, Union, and Williamson Counties



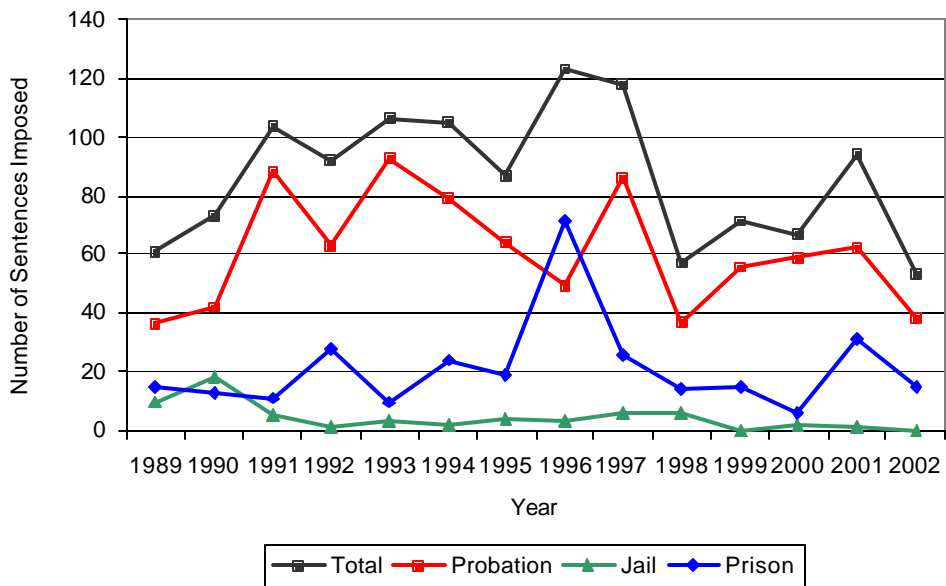
Source: Administrative Office of the Illinois Courts



Between 1989 and 2002, the number of SIEG drug offenders convicted and sentenced decreased from 61 to 53. During the period analyzed, the number of convicted SIEG drug offenders sentenced to probation slightly increased from 36 in 1989 to 38 in 2002, although in 1993, the number of convicted SIEG drug offenders sentenced to probation reached a period high of 93. Conversely, the number of convicted SIEG drug offenders sentenced to jail decreased from ten to zero. The number of drug offenders sentenced to prison remained unchanged at 15 between 1989 and 2002, with a period high of 71 sentenced to prison in 1996 (Figure 20). In 2002, among those SIEG drug offenders convicted and sentenced, probation sentences accounted for the largest proportion (72 percent), followed by prison sentences (28 percent). There were no SIEG drug offenders sentenced to jail in 2002.

**Figure 20**

**Sentences Imposed on Convicted SIEG Drug Offenders**

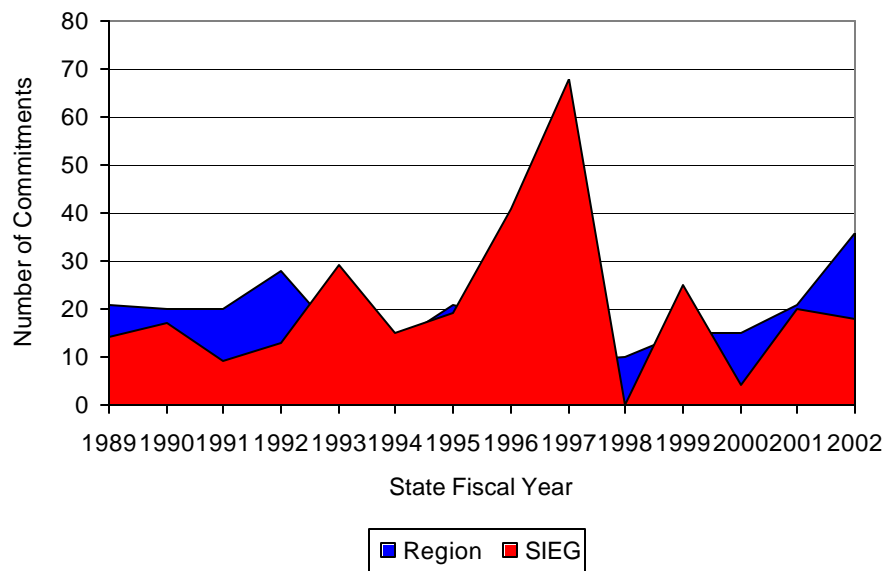


Source: SIEG

Between state fiscal years<sup>1</sup> 1989 and 2002, the number of new court commitments to IDOC's Adult Division for drug offenses from the three-county region covered by SIEG increased from 21 to 36, while the number of drug offender admissions by SIEG increased from 14 to 18 between 1989 and 2002 (Figure 21). Thus, during the period analyzed, prison sentences resulting from SIEG cases far exceeded the number of drug-law violators sent to prison from the region where SIEG operates. This discrepancy may be due to the fact that some offenders sentenced to prison resulting from SIEG cases may have been sentenced for multiple charges, and each charge was reported to the Authority, whereas the data provided for by IDOC represent only the most serious charge for which offenders were sentenced.

**Figure 21**

**Number of Drug Offenders Committed to IDOC by SIEG and Region Covered by SIEG**



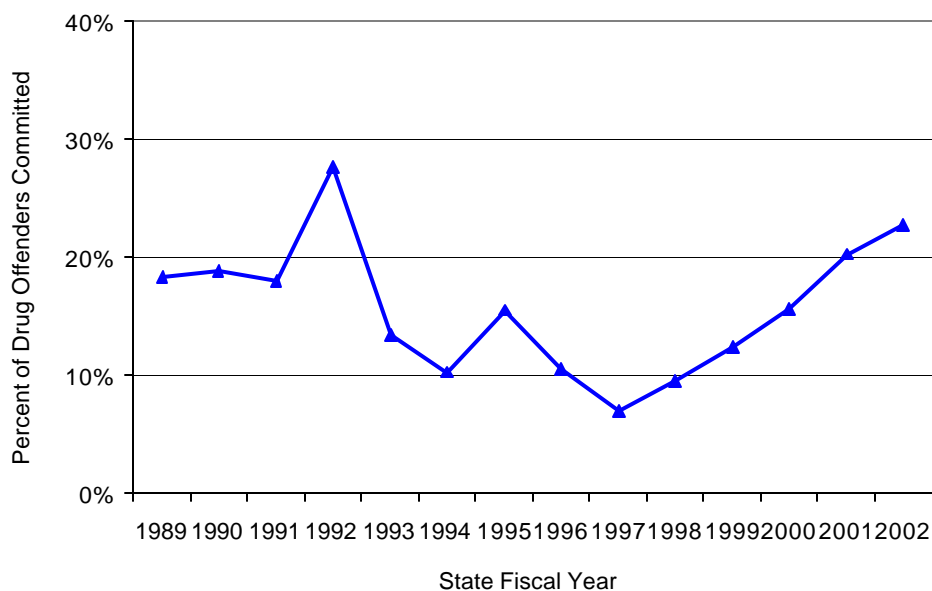
Source: Illinois Department of Corrections

<sup>1</sup> Some state data are collected according to State Fiscal Year (SFY) instead of calendar year. SFYs begin on July 1<sup>st</sup> and end the following June 30<sup>th</sup>, and are named according to the calendar year between January and June, e.g. state fiscal year 1991 was from July 1<sup>st</sup>, 1990 to June 30<sup>th</sup>, 1991.

During the period analyzed, drug offenders accounted for a decreasing proportion of adults convicted and sentenced to prison from Jackson, Union, and Williamson counties. In 1989, drug offenses accounted for 18 percent of all commitments to IDOC, compared to 23 percent in 2002 (Figure 22).

**Figure 22**

**Percent of Drug Offenders Committed to IDOC in Jackson, Union, and Williamson Counties**

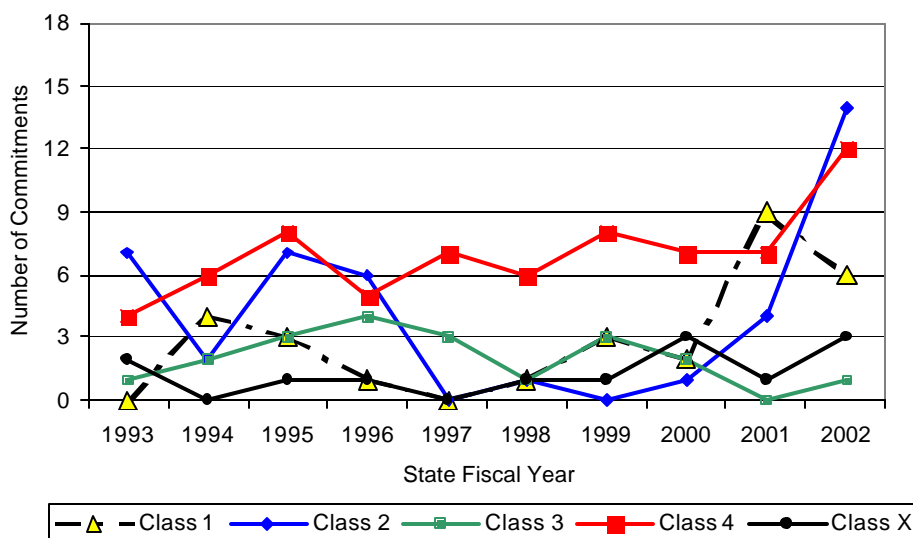


Source: Illinois Department of Corrections

Penalties for drug offenses were also examined between 1993 and 2002. Class 4 felonies accounted for the largest proportion (40 percent) of sentences to IDOC for drug offenses, followed by Class 2 felonies (24 percent), and Class 3 and Class 1 felonies (17 percent and 11 percent, respectively). Class X felonies accounted for the smallest proportion of sentences to IDOC (7 percent). Between 1993 and 2002, the number of Class 1 felony sentences increased from zero to six, Class 2 felony sentences increased from seven to 14, Class 3 felony sentences remained at one, Class 4 felony sentences increased from four to 12, and the number of Class X felonies increased from two to three (Figure 23).

**Figure 23**

**Drug Offenders Committed to IDOC from  
Jackson, Union, and Williamson Counties,  
by Offense Class**



Source: Illinois Department of Corrections

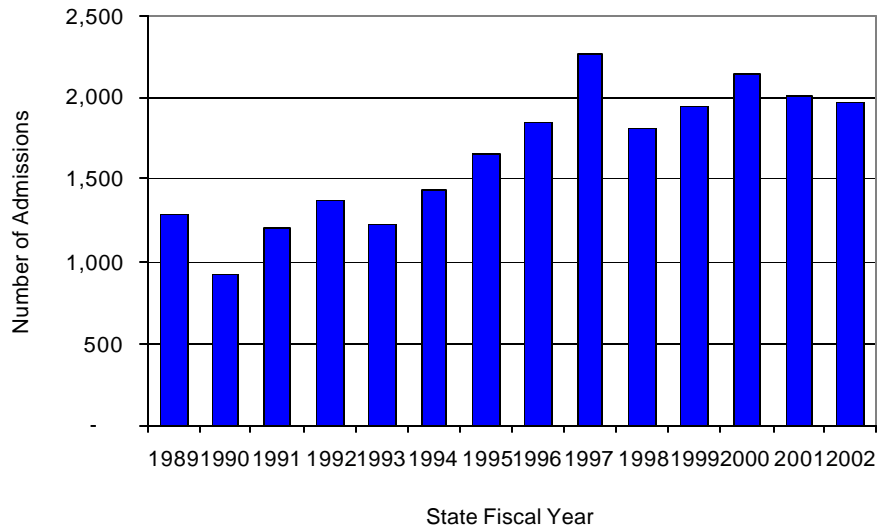
The mean sentence length for Class 4 felonies decreased from 3.1 to 2 years between 1993 and 2002. The mean sentence length for Class 3 felonies remained unchanged at 3 years during the same time period. The mean sentence length for Class 1 felonies increased from zero to 5.5 years, while Class 2 felonies increased from 3.4 to 4.5 years, and Class X felony sentences increased from 6.5 to 7.7 years

## VII. Trends in Drug Treatment Admissions in SIEG Region by Drug Type

In addition to considering indicators of the extent and nature of drug abuse as reported through the criminal justice system (for example, arrests and prison sentences), there are indicators of substance abuse available from other Illinois social service agencies. Overseeing and supporting treatment for substance users, whether they are referred from the criminal justice system or elsewhere, is the responsibility of the Illinois Department of Human Services' Office of Alcoholism and Substance Abuse (OASA). It is important to note, however, that while OASA data represent the majority of the overall demand for substance abuse treatment in the state, some private programs provide treatment services to a smaller but significant number of clients who may not be included in the state's reporting system.

In state fiscal year 2002, OASA reported 1,966 admissions for alcohol or drug abuse treatment from Jackson, Union, and Williamson counties, 54 percent more than the 1,279 admissions in 1989 (Figure 24). Among the 1,966 admissions to substance abuse treatment in state fiscal year 2002, 56 percent (1,104) reported alcohol as their primary substance of abuse, while abuse of illicit substances accounted for 38 percent (754 admissions).

**Figure 24**  
Substance Abuse Treatment Admissions from  
Jackson, Union, and Williamson Counties



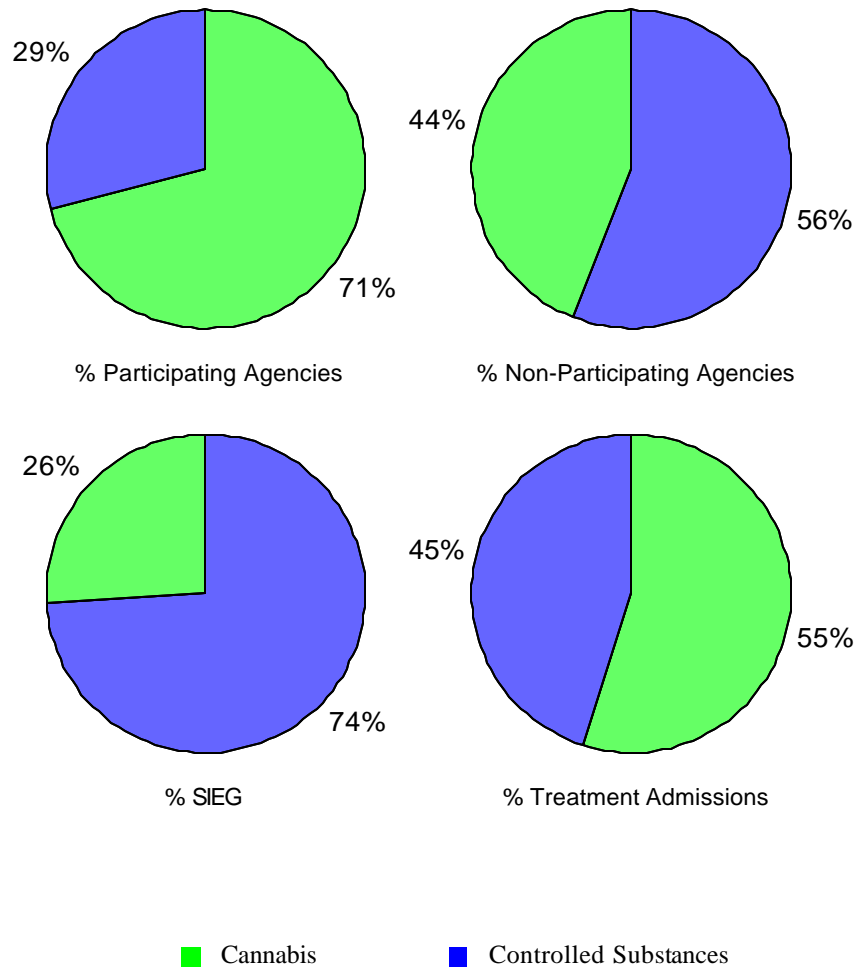
Source: Illinois Department of Human Services'  
Office of Alcoholism and Substance Abuse

While drug treatment admissions can be considered a measure of the demand placed on a specific component of the human services system within Illinois, the extent and nature of drug treatment admissions could also be indicative of the substance abuse problem within a particular region. In some respects, the characteristics of those admitted to drug treatment can be considered a profile of the most serious drug abusers in the community, since admission to treatment requires a documented, formal assessment of a drug problem and a level of substance abuse warranting treatment. By comparing the types of drugs of abuse reported by those admitted to substance abuse treatment with the types of drugs involved in law enforcement agency arrests, one can get a sense of the degree to which arrests reflect the drugs which are most problematic within a community.

In the following analyses, the percent of arrests accounted for by drugs classified under Illinois' Controlled Substances Act (primarily cocaine, heroin, and methamphetamine) versus the Cannabis Control Act (marijuana) across the participating agencies combined, non-participating agencies combined and SIEG are compared to the proportion of drug treatment admissions accounted for by these groups of substances. From these comparisons, a number of general conclusions can be made. First, the proportion of arrests made by SIEG accounted for by drugs other than marijuana (Controlled Substances Act offenses) was greater than the proportion of drug treatment admissions from the covered region accounted for by these substances. Thus, there is considerable lack of convergence between the drugs involved in SIEG arrests and treatment admissions. The majority of arrests by participating agencies were for cannabis offenses, while there were more arrests by non-participating agencies for controlled substances. Thus, while local arrests by participating agencies may reflect the most widely available and used drug in the region and the substances for which individuals were seeking and receiving treatment, they did not tend to involve the substances considered to be most serious (i.e., felony versus misdemeanor) (Figure 25).

**Figure 25**

Comparison of Drug Arrests by SIEG and Participating and Non-participating Agencies vs. Drug Abuse Treatment Admissions in Jackson, Union, and Williamson Counties, 2002



Source: Illinois Department of Human Service's Office of Alcoholism and Substance Abuse and SIEG

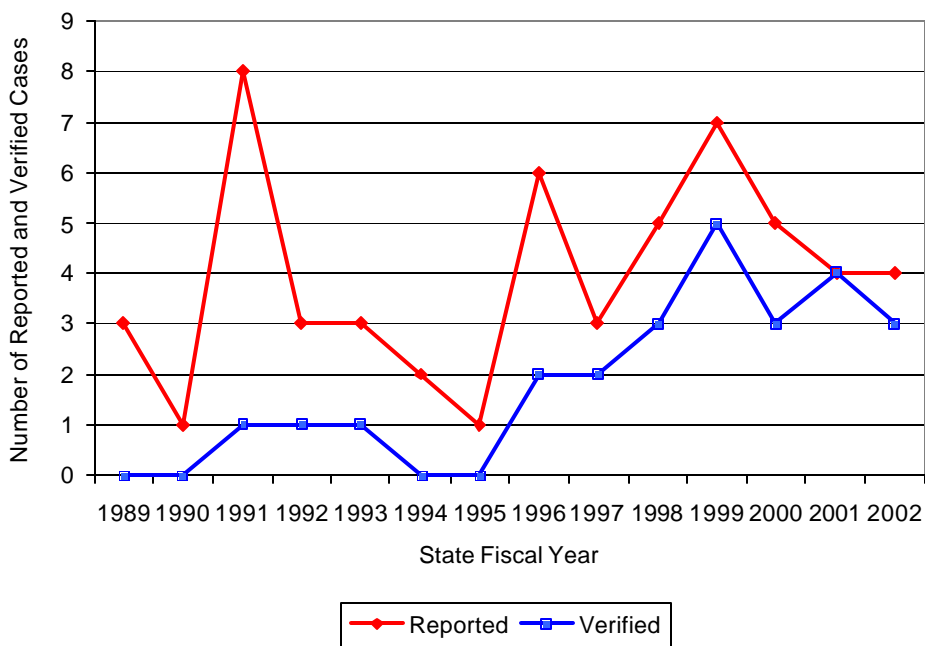
### VIII. Trends in Substance-Exposed Infants

Illinois continues to experience the effects of prenatal substance abuse. In Illinois, if a baby is born and thought to have been exposed to illegal substances or alcohol, either through observation by physicians or toxicology tests, the case is reported to the Illinois Department of Children and Family Services. These cases are then investigated by DCFS to verify the child's prenatal exposure to either alcohol or illegal substances. Between state fiscal years 1989 and 2002, 96 of Illinois' 102 counties reported at least one case of a substance-exposed infant.

Between state fiscal years 1989 and 2002, the number of substance-exposed infant cases reported in the three-county region covered by SIEG increased from three to four. Between state fiscal years 1989 and 2002, 25 cases (45 percent) of all reported cases were verified as involving prenatal drug use by a DCFS investigation. Following a trend similar to that of reported cases, verified cases of substance-exposed infants in the SIEG region increased between 1989 and 2002 from zero to three (Figure 26).

**Figure 26**

**Cases of Substance-Exposed Infants in Jackson, Union, and Williamson Counties**



Source: Department of Children and Family Services



## IX. Summary of Drug Situation

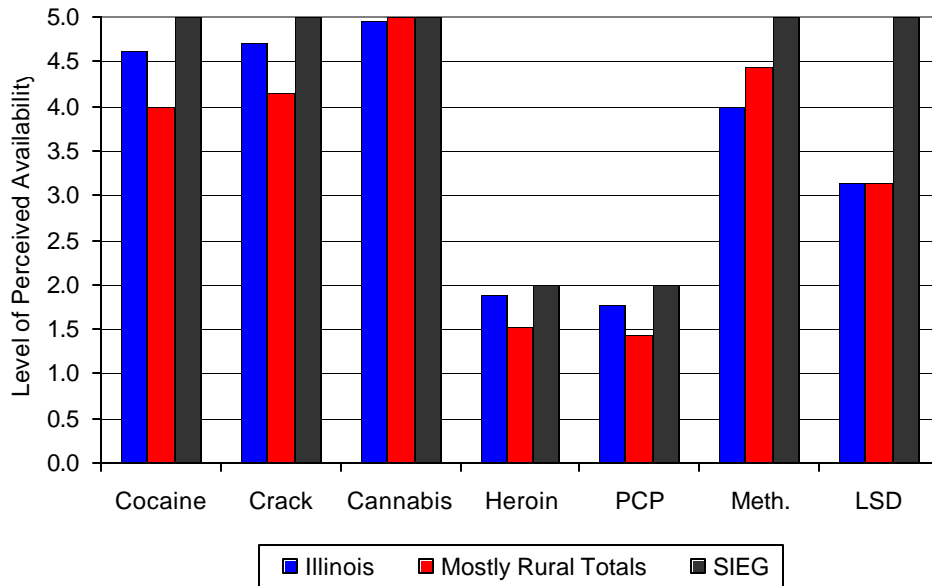
Although the distribution of illegal drugs is difficult to measure precisely, data obtained from criminal justice sources can be helpful in estimating drug availability. Information from a recent survey of Illinois drug enforcement units, as well as the most up-to-date data available on drug price, are presented as indicators of the drug supply in Illinois.

The Authority periodically conducts a survey of each MEG and task force in Illinois to gauge the perceived availability of drugs in the areas they cover. Questions were asked concerning the availability of specific drugs, and results were analyzed by region of the state. MEGs and task forces are classified as being either urban, rural or mixed urban/rural based upon the classification of the county(s) that each unit covers, and, for purposes of this report, are compared to the average of similar units.

According to the 2000 SIEG survey responses, cocaine, crack, cannabis, and methamphetamine continued to be the most visible drugs on the street and were reported to be “readily available” across all regions analyzed. While perceived availability of heroin and PCP was relatively low across all regions. The perceived availability of all drug types examined appeared to be higher in the region covered by SIEG than the other regions. The perceived availability of heroin increased across all regions between 1998 and 2000. During the same period, crack cocaine increased from moderately available to easily available in the region covered by SIEG. and methamphetamine remained relatively unchanged in the three-county region covered by SIEG, the perceived availability of cocaine, crack, heroin, and LSD increased slightly since the 1998 survey. SIEG reported an increased availability of LSD between 1998 and 2000, from “readily” to “easily” available, while decreasing slightly statewide and in other mostly rural MEGs and task forces (Figure 27).

Figure 27

### Availability of Drugs in Illinois, 2000 1=Not Available 5=Easily Available

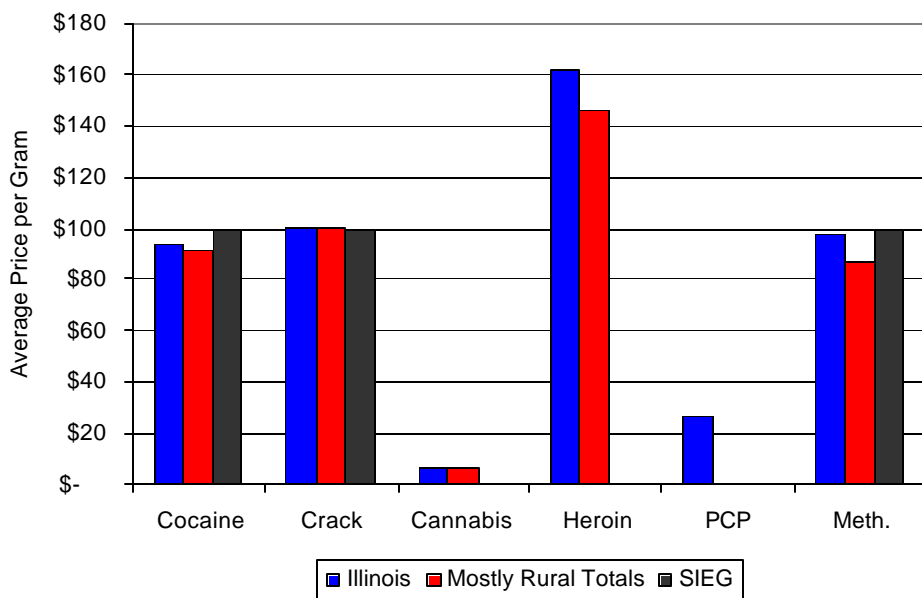


Source: Authority Survey of Illinois MEGs and task forces

Another market indicator that can be used to assess availability is drug price. Lower prices tend to suggest a sufficient supply to meet demand, while increasing prices indicate decreased availability.

Based on a statewide survey of MEG and task force units, the average price of cocaine, crack, cannabis, heroin, PCP, and methamphetamine appear to be relatively stable across all regions surveyed in 2000. The average price of cocaine in the region covered by SIEG remained the same between 1998 and 2000, while it slightly decreased for MEGs and task forces in the mostly rural regions and across Illinois. The 2000 average price of cocaine reported by SIEG was \$100 per gram, compared to \$93 per gram across Illinois and \$92 across all other MEGs and task forces in mostly rural regions (Figure 28). The average price of crack in the region covered by SIEG and across Illinois was reported as \$100 per gram, while it was \$101 across all other MEGs and task forces in mostly rural regions. In 2000, the average price of methamphetamine was reported as approximately \$100 per gram in the SIEG region, \$97 per gram across Illinois and \$87 per gram across all MEGs and task forces in the mostly rural regions. The price of heroin was reported as \$146 per gram across all MEGs and task forces in the mostly rural regions, and as \$163 per gram across Illinois. SIEG did not report any numbers in 2000 for the price of cannabis, heroin, and PCP.

**Figure 28**  
Price Per Gram in Illinois, 2000

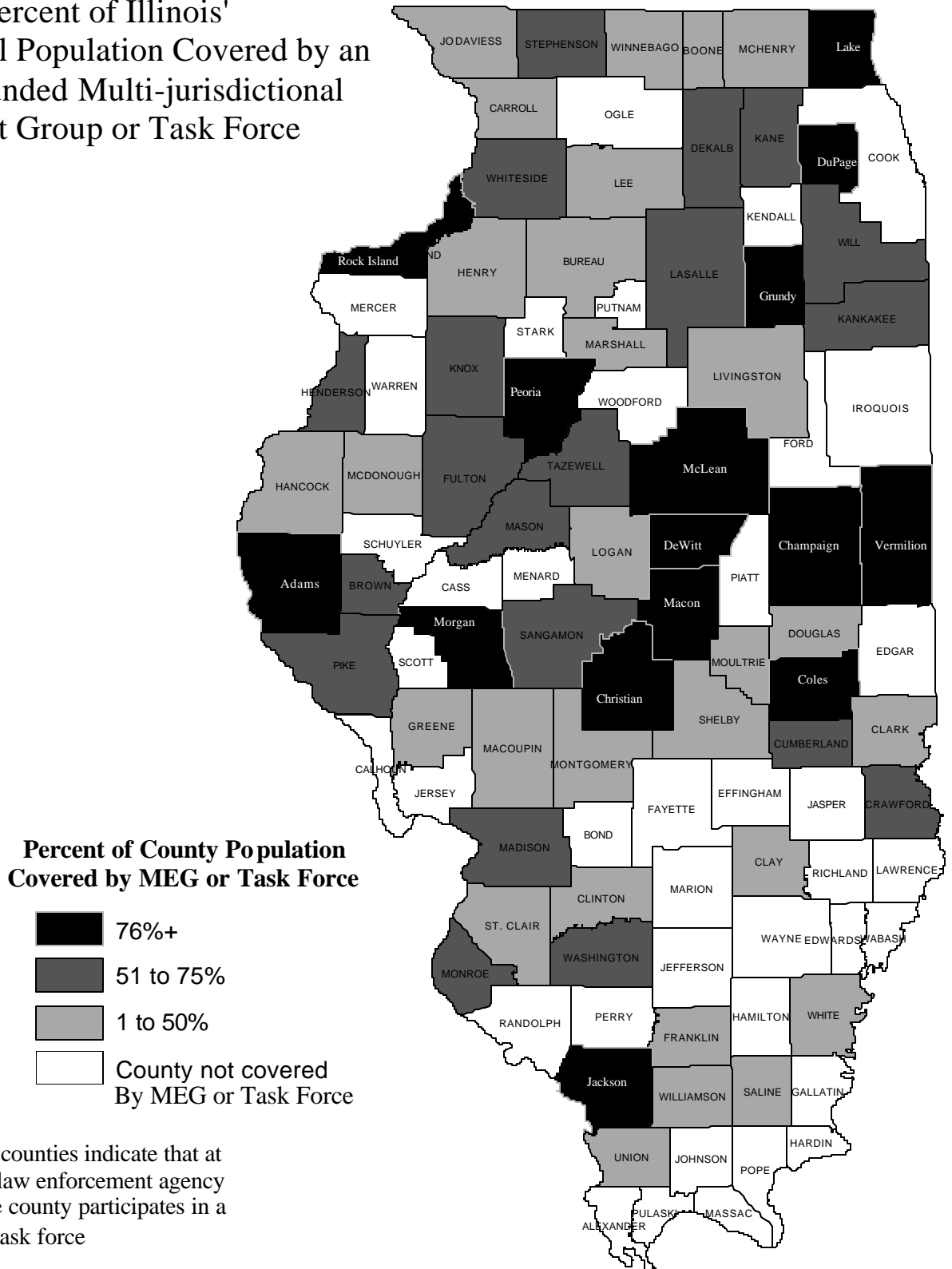


Source: Authority Survey of Illinois MEGs and task forces

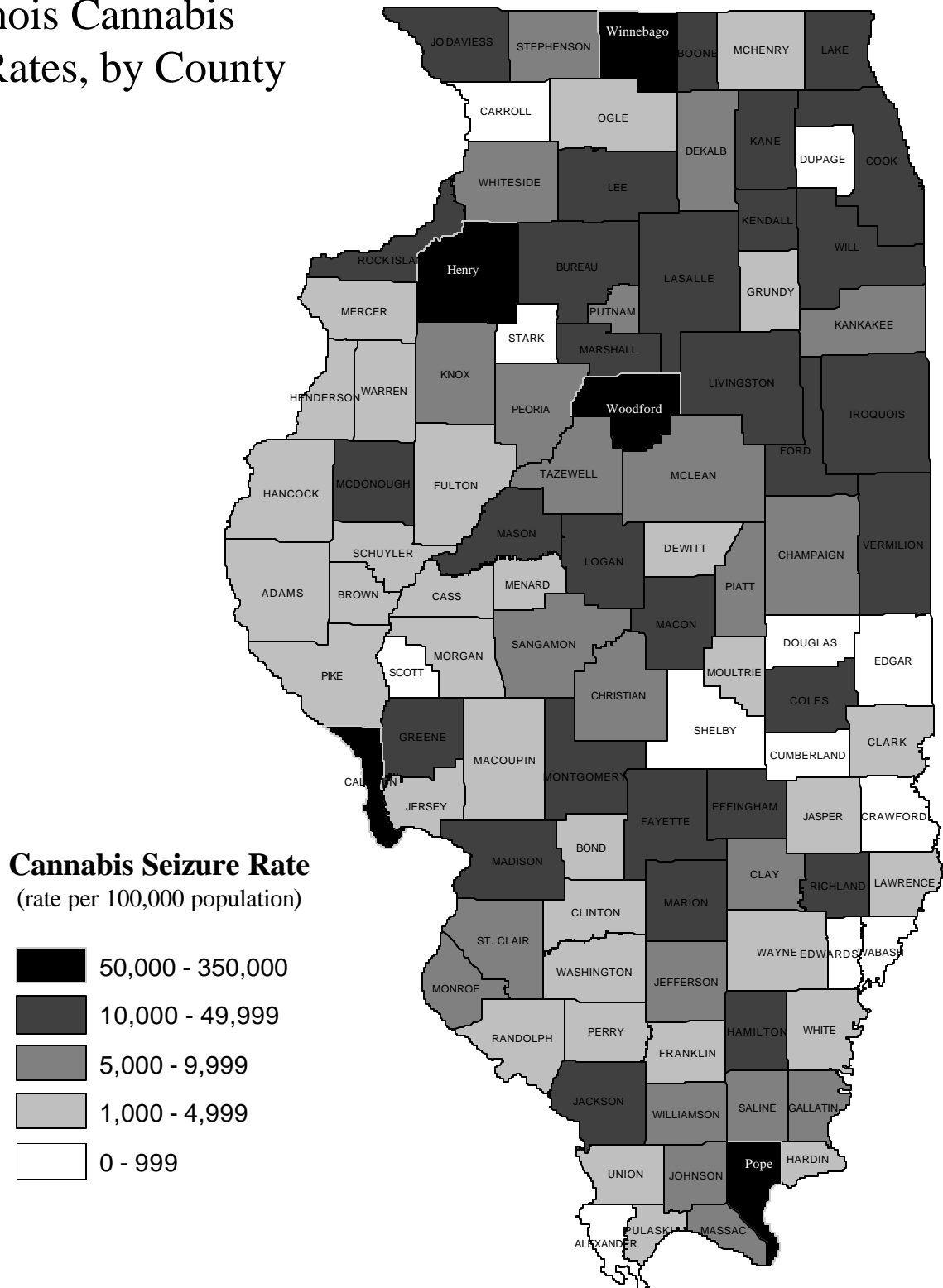
# **X. Appendices**

Map 1

SFY 2002 Percent of Illinois' County-level Population Covered by an Authority-funded Multi-jurisdictional Enforcement Group or Task Force

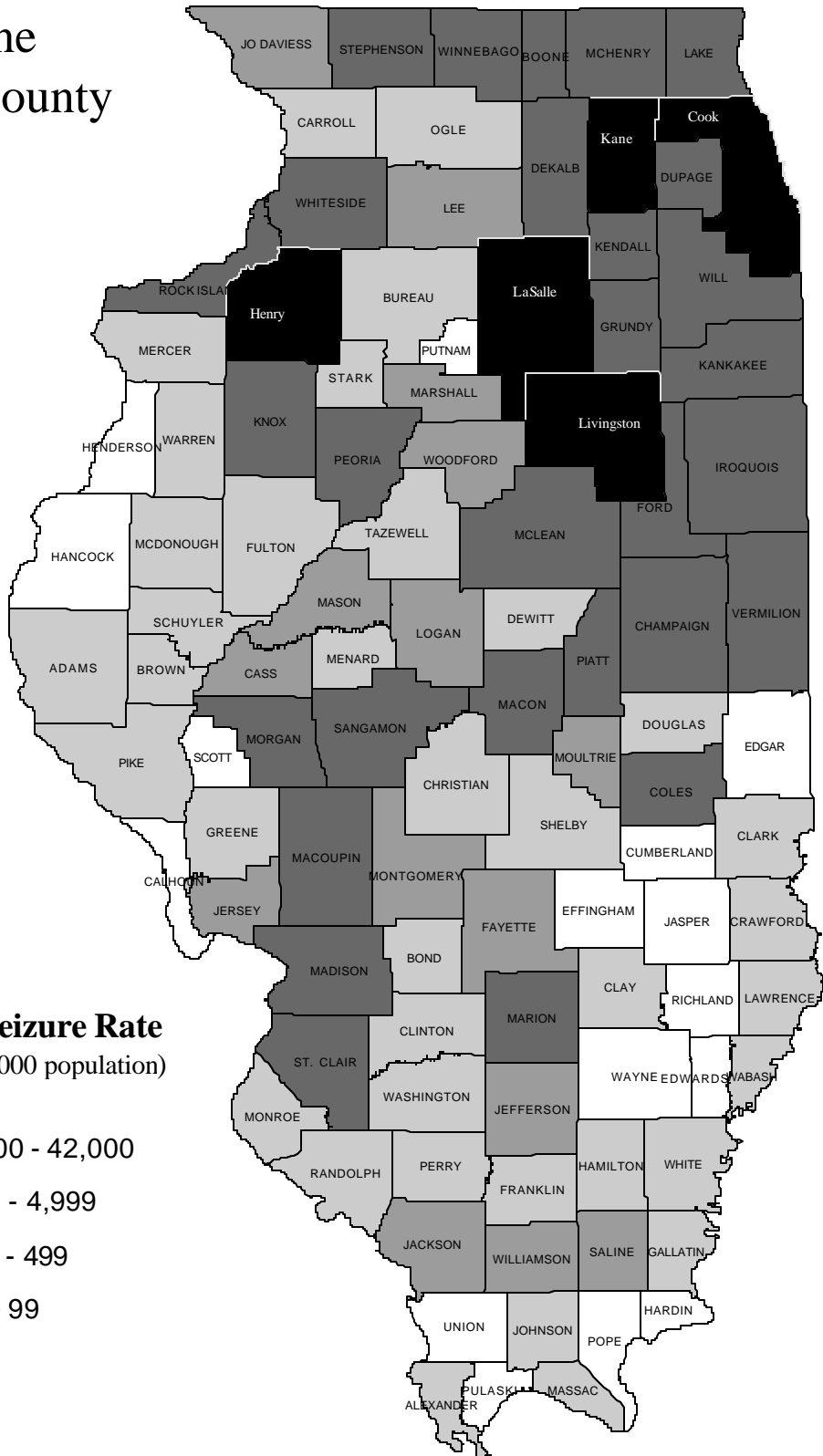
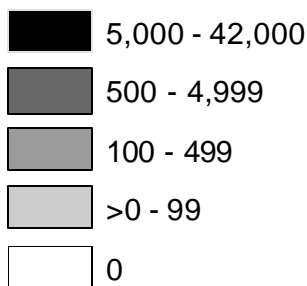


# 2002 Illinois Cannabis Seizure Rates, by County



# 2002 Illinois Cocaine Seizure Rates, by County

**Cocaine Seizure Rate**  
(rate per 100,000 population)

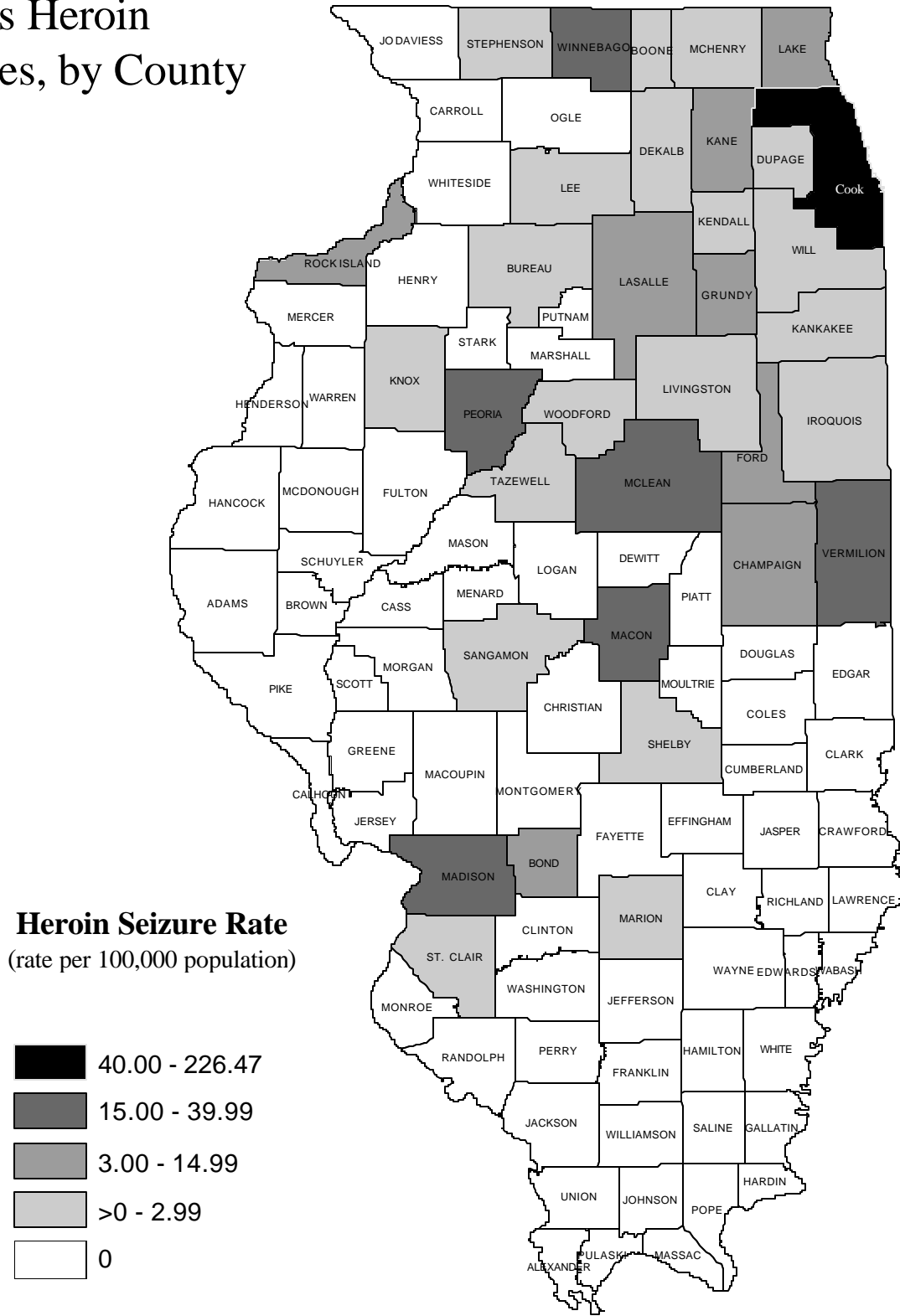








# 2002 Illinois Heroin Seizure Rates, by County



## XI. Bibliography

Administrative Office of the Illinois Courts, *Annual Report to the Supreme Court of Illinois*. 1989 through 2001 reports, Springfield, Illinois.

Administrative Office of the Illinois Courts' Probation Division, *Statewide Probation Data Report*. 1989 through 2001 reports, Springfield, Illinois.

Illinois Department of Human Services' Office of Alcoholism and Substance Abuse. Data provided for state fiscal years 1989 through 2002, Springfield, Illinois.

Illinois Department of Children and Family Services, *Child Abuse/Neglect Statistics Report*, state fiscal years 1989 through 2002 reports, Springfield, Illinois.

Illinois Department of Corrections. Data provided for fiscal years 1989 through 2002, Springfield, Illinois.

Illinois State Police, *Crime in Illinois*. 1993 through 2002 reports, Springfield, Illinois.

Illinois State Police, *Drug Statistics Report*. Monthly reports, January 1989 through December 2002, Springfield, Illinois.

Southern Illinois Enforcement Group. Monthly reports, January 1989 through December 2002, Carbondale, Illinois.

U.S. Bureau of the Census.





**Illinois Criminal Justice Information Authority**

120 S. Riverside Plaza, Suite 1016  
Chicago, Illinois 60606  
Telephone: 312-793-8550  
TDD: 312-793-4170  
Fax: 312-793-8422  
[www.icjia.state.il.us](http://www.icjia.state.il.us)



Rod R. Blagojevich, Governor  
Sheldon Sorosky, Chairman  
Lori G. Levin, Executive Director